

The next generation of **D-BOX** actuators is here. Benefit from a more robust and compact actuator form factor while retaining the same core architecture and software integration you've come to love from **D-BOX**. The new generation comes in a more robust packaging, containing a quick start guide that outlines the key components as well as all the configuration steps needed to ensure the simplest of setup.

PERFORMANCE UNDER MAXIMUM LOAD	250I / 250HD	400I / 400HD
MAXIMUM LIFTING CAPACITY	250 lb / 114 kg	400 lb / 182 kg
HORIZONTAL LOAD	Translation on limited friction surfaces can be done on weights up to 3 times vertical lifting capacity.	
MAXIMUM STROKE	1.5 inch / 38.1 mm	
MAXIMUM VELOCITY	100 mm/s	
MAXIMUM ACCELERATION	+/- 1 g-force	
FREQUENCY RANGE	0-100 Hz	
OPERATING TEMPERATURE RANGE	0-40 °C	
OPERATING HUMIDITY	10 to 50 %	

POWER REQUIREMENTS		AVERAGE POWER To be used for electric consumption (Watts)	AVERAGE POWER To be used for converter specification (VA)	PEAK CURRENT To be used for breaker specification (A)	
120 V 50/60 HZ	250 lb	1 TO 2 ACTUATORS	105 W	283 VA	3.2 A
		3 TO 4 ACTUATORS	210 W	566 VA	6.5 A
	400 lb	1 TO 2 ACTUATORS	136 W	371 VA	4.6 A
		3 TO 4 ACTUATORS	272 W	742 VA	9.2 A
230 V 50/60 HZ	250 lb	1 TO 2 ACTUATORS	127 W	302 VA	2.0 A
		3 TO 4 ACTUATORS	254 W	604 VA	4.1 A
	400 lb	1 TO 2 ACTUATORS	163 W	393 VA	2.2 A
		3 TO 4 ACTUATORS	326 W	786 VA	4.5 A

Note: It is not recommended to connect your D-BOX system to a GFCI breaker type

SYSTEM OVERVIEW*

BRACKET OPTIONS



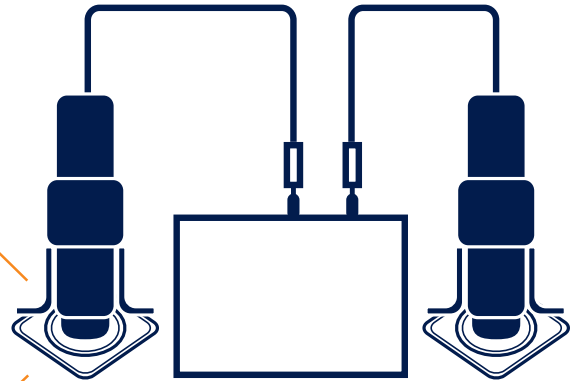
L Bracket
Available on
I series only



U Bracket
Available on
I series only



H Bracket
Available on
HD series only



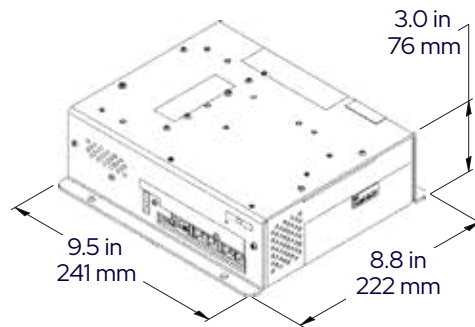
ENDING OPTIONS



NON CAPTIVE ENDINGS



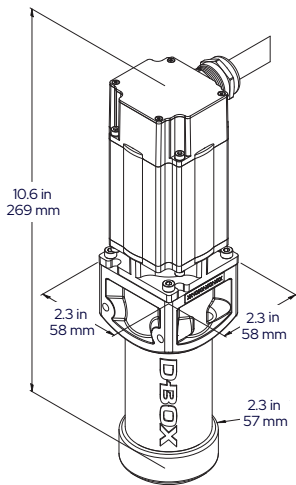
CAPTIVE ENDINGS



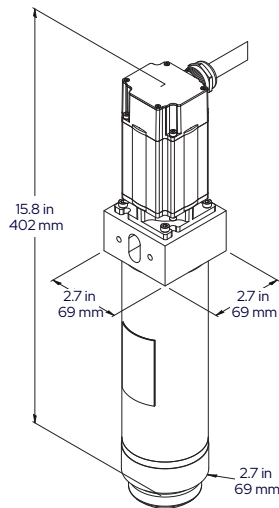
*Two actuators system

1.5" ACTUATOR FAMILY

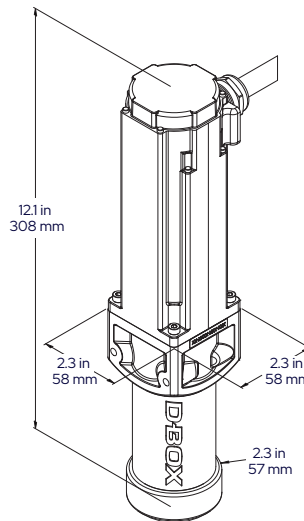
250 I



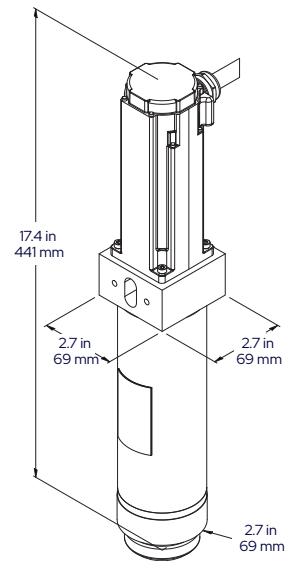
250 HD*



400 I



400 HD*



*HD refers to an actuator designed with a double nut ball screw for higher durability in high strain environment and extended periods of time.