

Get Started with Your

SUMMER READING PROGRAM!



**Your Passport
to Summer
Reading
Package**

LIGHTBOX

AV2

Tips to Create Successful Summer Readers



Read Every Day

Providing access to books outside of the home will keep children engaged, increase their vocabulary, and help them be successful throughout their academic careers. Even reading for a short period of time every day makes a BIG impact!

Choose a Quiet Time and Place

Make reading a special activity for you and your children by setting aside a period of quiet time with little to no distractions. Find a comfortable place to sit together. Start with a simple goal of reading together for 10 minutes and expand from there.



Help Your Children Select Books

Guide your children to titles that are appropriate based on their interests and reading ability. Challenge them to read books on different topics and genres.

Build Stamina in Reading

Just like athletes train their bodies to build physical stamina, readers must develop brain stamina. Start with short amounts of reading time and build from there. Reading familiar books will help early readers. More experienced readers should read at their level and practice and develop the ability to continue reading for longer periods of time. Texts slightly above your children's level can be introduced into their reading practice to promote reading growth. Once your children are reading at a particular reading level, encourage them to read more books at that level.

Expand Language and Vocabulary

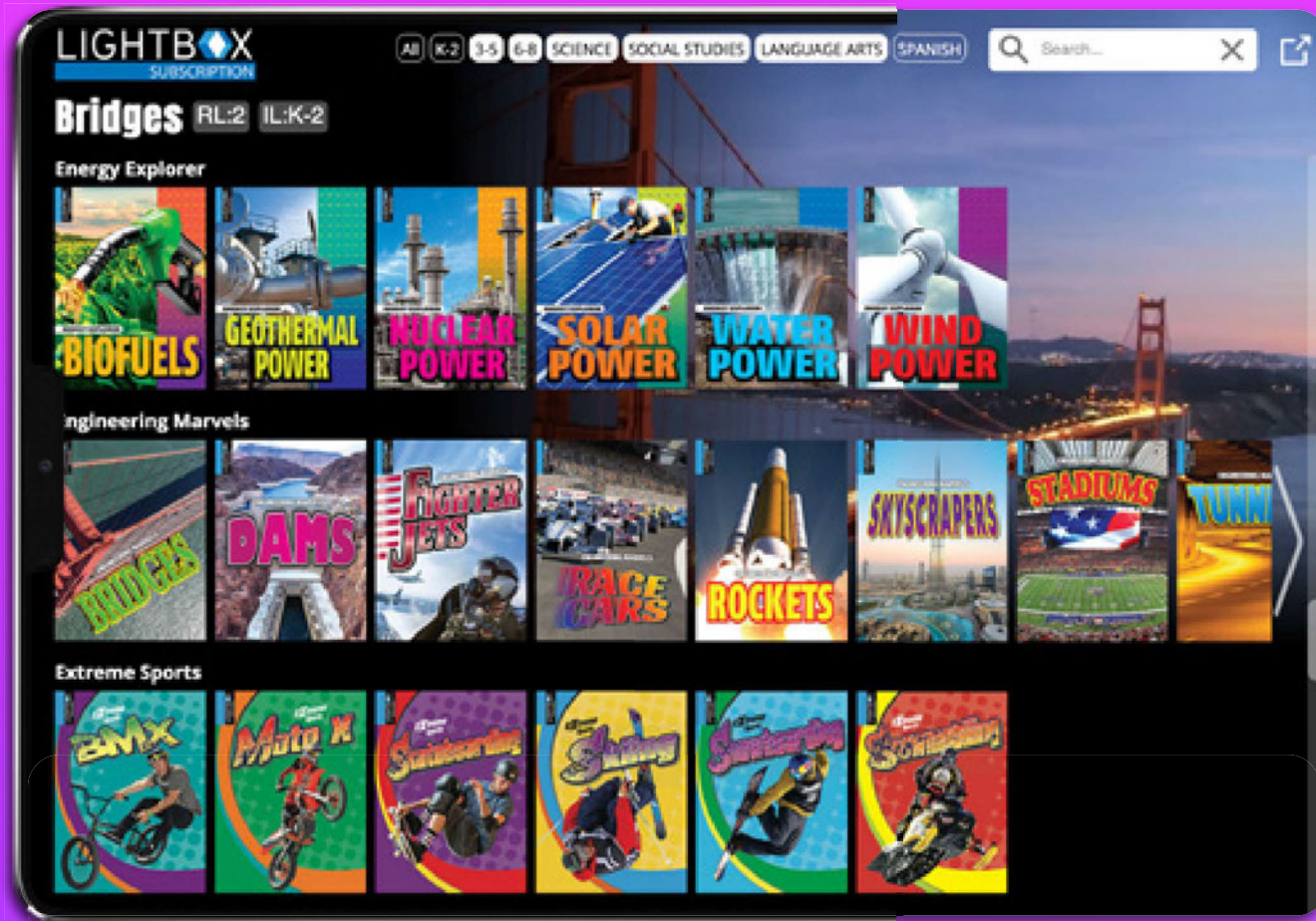
Encourage early readers to point to pictures that match the words being read, as well as read familiar words out loud. Explain new words and direct your child's attention to certain pictures, to provide details and meaning. Ask your child to use these newly learned words in conversation at least once in the upcoming days.



Make Reading Interactive

Read as if you are characters in the book, using voices that are interesting and playful. Take turns reading paragraphs or pages. Talk with your children and encourage them to make connections to their own experiences and the real world. Allow time for you and your children to ask questions, make observations, and enjoy the text.

How to Access the Interactive Features in Lightbox



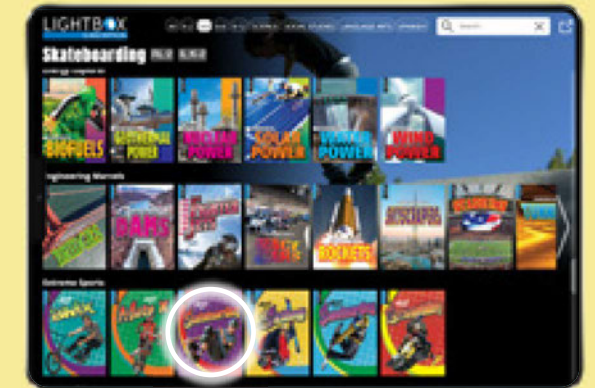
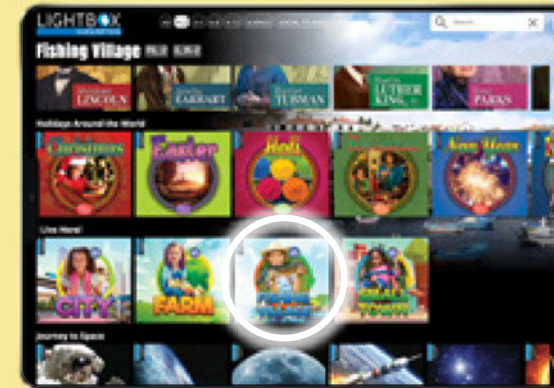
STANDARD FEATURES OF LIGHTBOX

- AUDIO** High-quality narration using text-to-speech system
- VIDEOS** Embedded high-definition video clips
- ACTIVITIES** Educational activities to support the acquisition of knowledge
- WEBLINKS** Curated links to external, child-safe resources
- SLIDESHOWS** Pictorial overviews of key concepts
- TRANSPARENCIES** Step-by-step layering of maps, diagrams, charts, and timelines
- INTERACTIVE MAPS** Interactive maps and aerial satellite imagery
- QUIZZES** Ten multiple-choice questions that are automatically graded and emailed for teacher assessment
- KEY WORDS** Matching key concepts to their definitions
- ACTIVITY PACK** Printable PDFs that can be emailed and graded
- CURRICULUM** National and state curriculum correlations
- CITATION** Bibliographical citations following the Chicago Manual of Style
- TITLE INFO** Easy-to-access citation information for each title

K-2 Interface

3-5 Interface

Explore, Search and Discover Interface

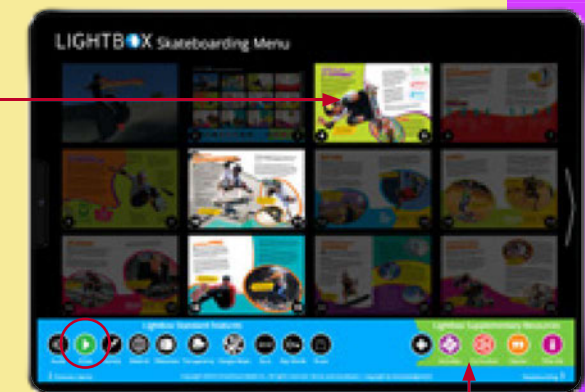


Once you select the book you want to read, choose the desired feature by clicking on the corresponding icon (Video, Activity, Web, Slideshow, Maps, Quiz, or Key Words).

Main Menu



The pages that include the desired feature will be highlighted.



Curriculum connections, activities, and interesting facts can be accessed by clicking here.

Inside the Book



Feature icons appear on the book pages as the student reads.





Goal Sheet

Because we know reading is important to

_____ 's future,
(Student's Name)

we pledge to read

(Reading Goal)

(Student Signature)

(Parent Signature)

(Date)



Goal Sheet

Reading is your passport to many adventures. Explore your world through amazing books! Make sure to challenge yourself with your reading goals. Be realistic when setting your goals.

My reading goals:

Number of books I want to read this summer: _____

Minutes per week I am committing to reading outside of school:

Three ways I will achieve my reading goals (e.g. read with family member, set aside 20 minutes at home every day, etc.):

1. _____
2. _____
3. _____

(Student Signature)

(Parent Signature)

(Date)



READING LOG



Student Name/Number _____

ELA Teacher _____

ID # _____

Grade _____

Phone # _____

Parent/Guardian Name _____

Campus _____

Total # of Pages Read _____

BOOKTITLE	AUTHOR'S NAME	# OF PAGES	TIME SPENT READING	I VERIFY THAT THIS BOOK WAS READ. (Parent/Guardian Initials)
1.				
2.				
3.				
4.				
5.				
6.				
7.				
8.				
9.				
10.				
11.				
12.				
13.				
14.				
15.				

Students must read at or above reading level. Books submitted in the past and books read during the 2020–2021 school year **will not count** toward the Summer Reading Passport Program. If additional books are read, attach regular sheets of paper with all of the requested information.



REGISTRO DE LECTURA



Nombre del estudiante _____

ELA profesor _____

de ID _____

Grado _____

de teléfono _____

Nombre del padre/guardián _____




Escuela _____

de páginas leídas _____

TÍTULO DEL LIBRO	NOMBRE DEL AUTOR	# DE PÁGINAS	TIEMPO DE LECTURA	YO VERIFICO QUE ESTE LIBRO FUE LEÍDO. (Iniciales del padre/ guardián)
1.				
2.				
3.				
4.				
5.				
6.				
7.				
8.				
9.				
10.				
11.				
12.				
13.				
14.				
15.				


Los estudiantes deben leer en o por encima de su nivel de lectura. Los libros que leyeron en el pasado y los leídos durante el año escolar 2020-2021 **no se cuentan** para el *Summer Reading Passport Program*. Si se leen libros adicionales, adjunte hojas de papel regulares con toda la información solicitada.


Bookmarks



Avatars

Choose a passport avatar or create your own.



Create your avatar here 

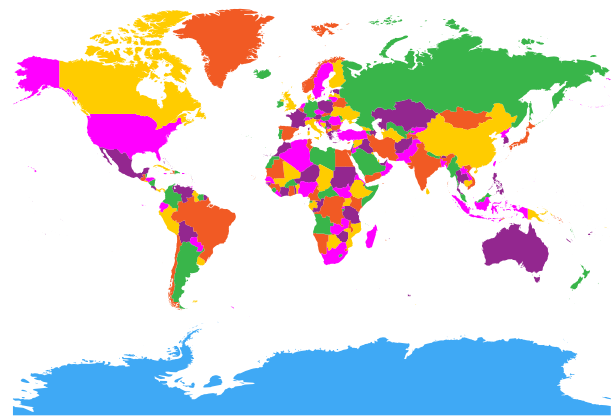
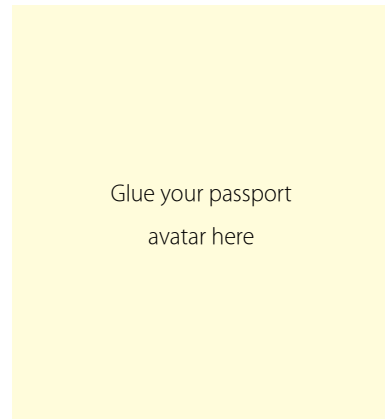
World Traveler



Passport

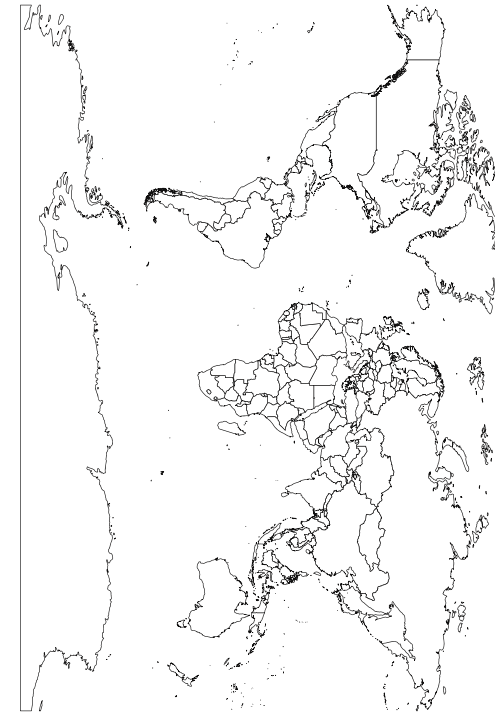


LIGHTBOX



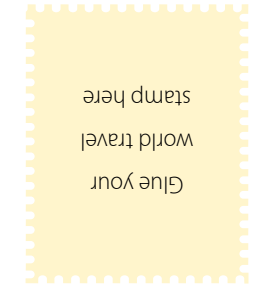
First name: _____
Last name: _____
Age: _____
Place of birth: _____
Date issued: _____

Signature: _____



Where did you go?


Date of travel



Draw the country's flag.



What did you see? Draw a picture.



Write something interesting you learned.

World Travel Stamps



Explore Your World with

LIGHTBOX

AV2



Certificate of Participation

This certifies that

First Name _____

Last Name _____

has successfully participated in the Lightbox/AV2 Summer Reading Event and has earned a 2021 Global Reading Passport.

Warren Rylands – CEO, Lightbox/AV2

School/District Leader

Date