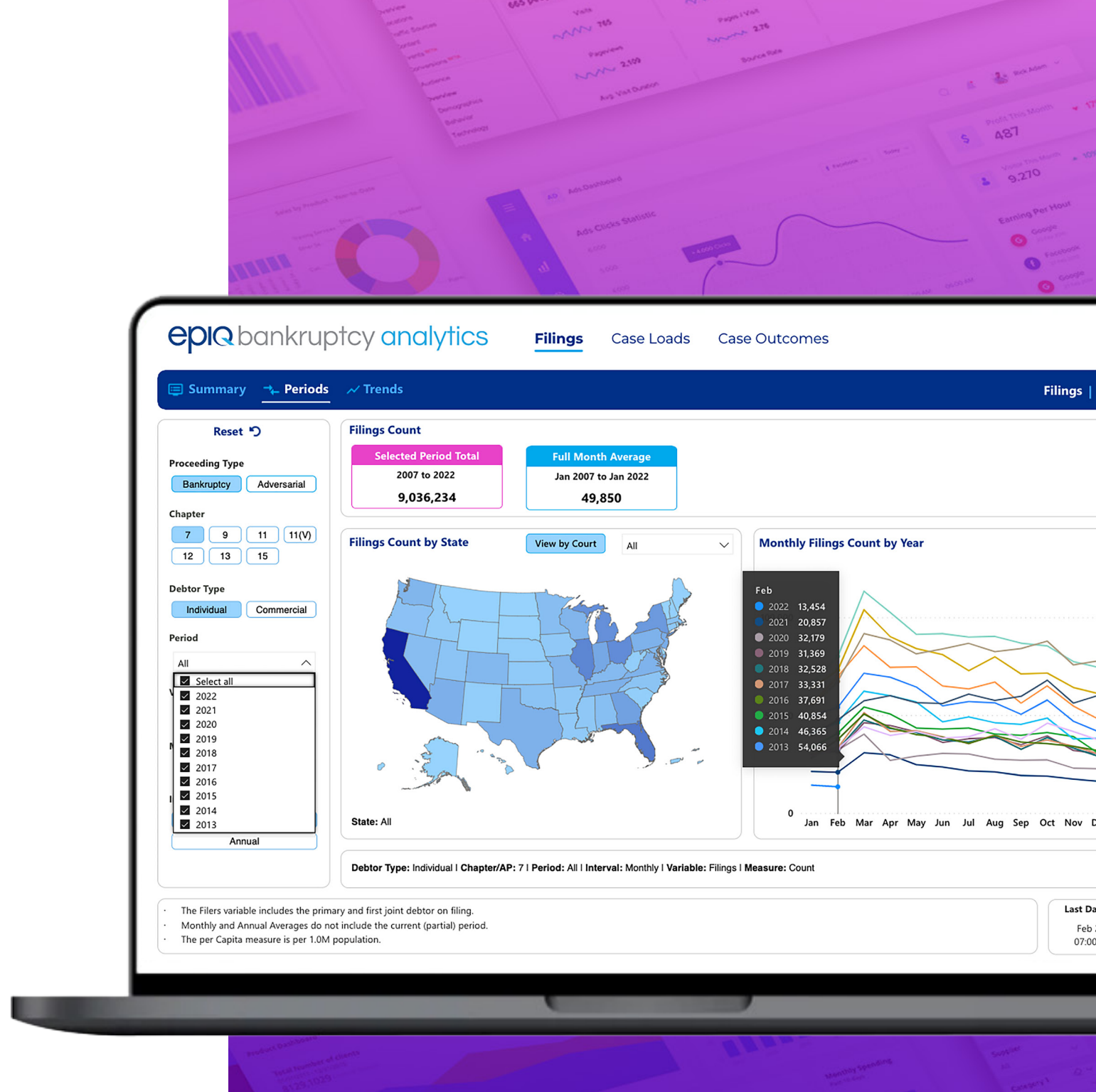


# bankruptcy analytics

The first bankruptcy market analytics platform with daily updates and insight from the industry's most comprehensive filing data



# The Future of Bankruptcy Data Access

Epiq Bankruptcy Analytics is an online, self-service platform providing access to the industry's most comprehensive, accurate and timely bankruptcy filing data. An easy-to-use interface and powerful, cloud-based dashboards empower legal and financial professionals with business intelligence and deep insight into the bankruptcy lifecycles.

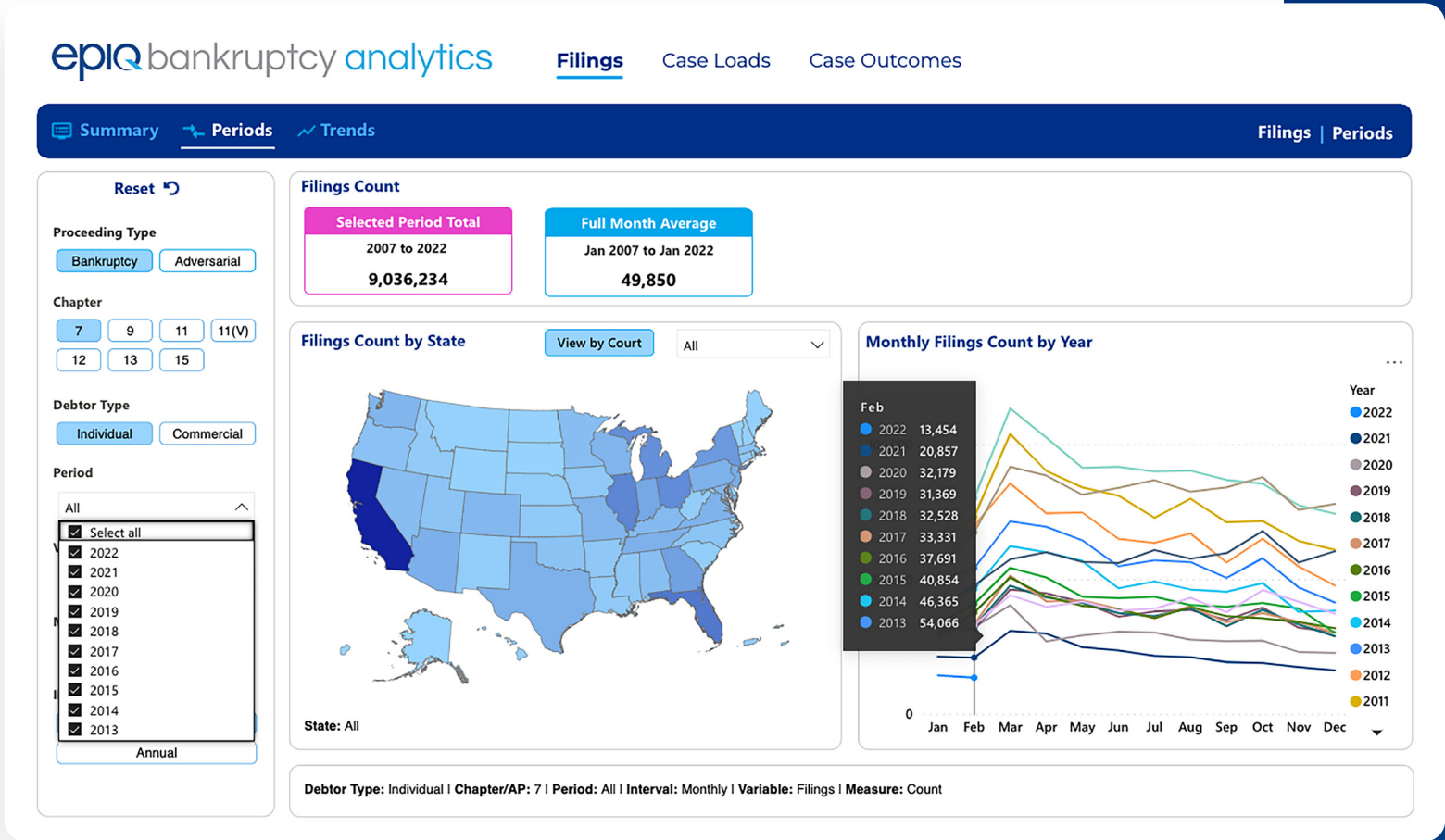
With 14 years of new filing, open case and disposition metrics and more than 15 million historical bankruptcies and adversarial proceedings, Epiq Bankruptcy Analytics consolidates bankruptcy filing information from multiple sources, giving you the most updated bankruptcy dataset at your fingertips every day.

- Determine if metrics are increasing or decreasing with daily case counts by state, court, time period, or geography.
- Right-size your business and budget more effectively with historical bankruptcy trends dating back to 2007, including per capita by state and court.
- Identify trends for predictive analysis and better decision making with case disposition data.



# Dashboards to Navigate the Data

Epiq Bankruptcy Analytics empowers users to visualize data their way for an intuitive and interactive user experience through modern, cloud-based dashboards.



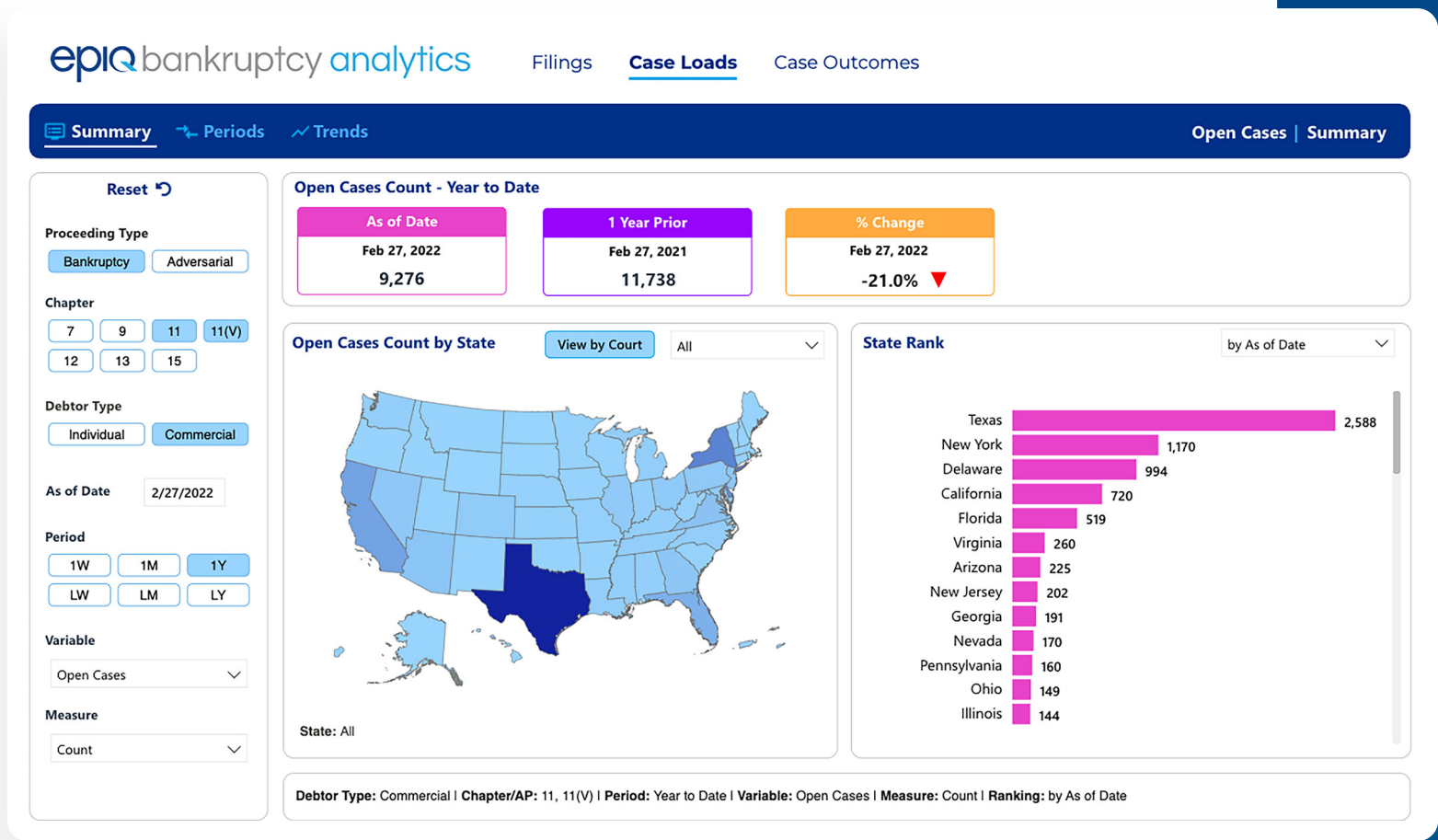
## Filings Dashboard

New and historical bankruptcy filings or adversarial proceeding metrics updated daily.



# Dashboards to Navigate the Data

Epiq Bankruptcy Analytics empowers users to visualize data their way for an intuitive and interactive user experience through modern, cloud-based dashboards.

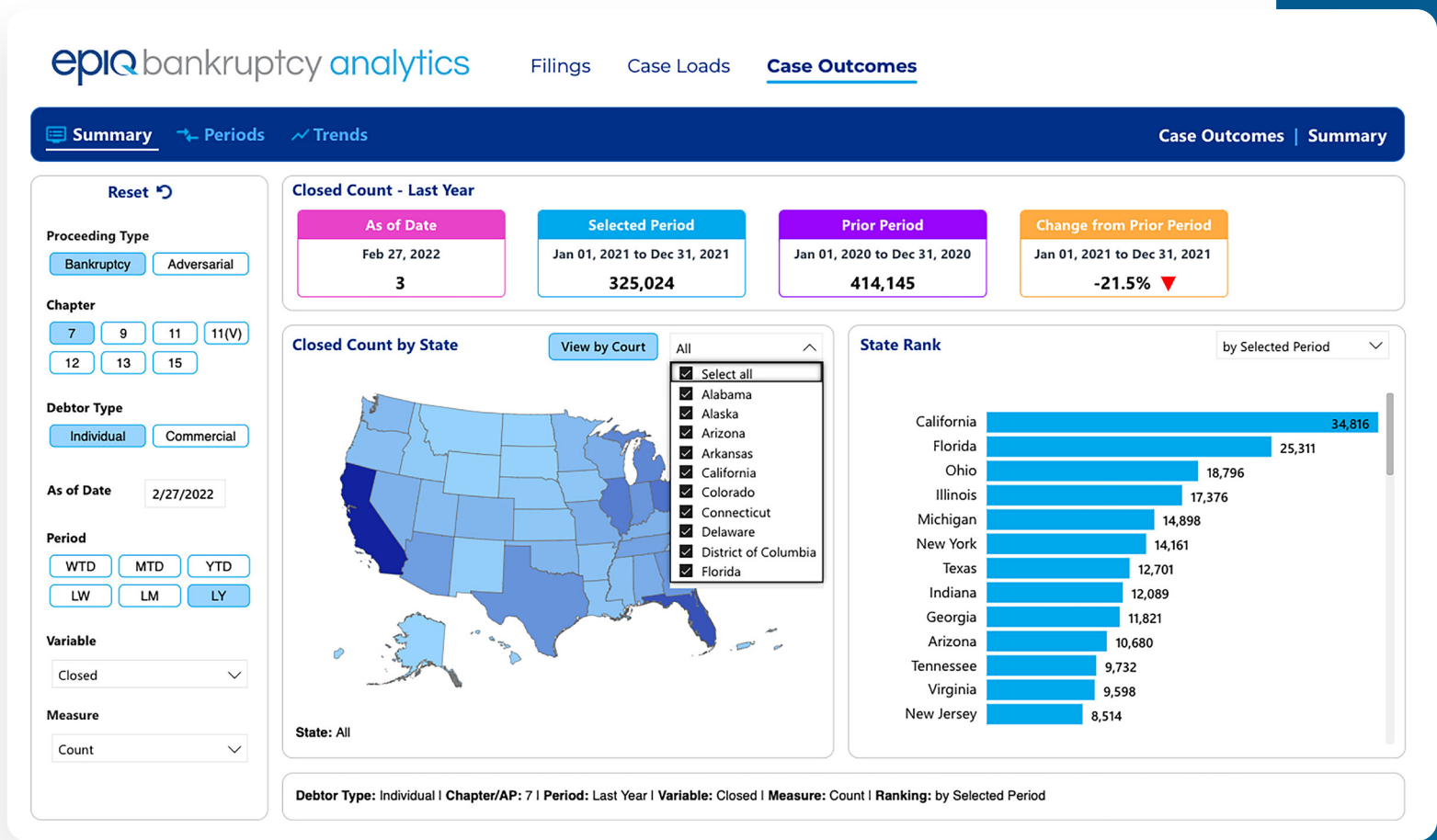


## Case Loads Dashboard

Current and historical open case metrics across states, courts and chapters.

# Dashboards to Navigate the Data

Epiq Bankruptcy Analytics empowers users to visualize data their way for an intuitive and interactive user experience through modern, cloud-based dashboards.



## Case Outcomes Dashboard

Duration and count disposition metrics for discharged, dismissed and closed cases.

# Explore Features



Epiq Bankruptcy Analytics is packed with sophisticated features such as user-driven filters and advanced visualizations that allow you to surface the data in a way most meaningful to you.

## Dashboard View Options

See the data from various angles with three View options: A Summary View to see a big-picture of filings by state or court, a Periods View to compare filings at specific points in time, and a Trends View to see changes over time.

## Advanced Filter Capabilities

Create custom result sets by filtering cases by case type, venue, stakeholder and date ranges.

## Interactive U.S. Heat Map

Scroll over an interactive U.S. map to see case filings counts for individual, multiple or all U.S. states plus Puerto Rico, Virgin Islands and Guam.

## Data Visualization

Reveal the story behind the data with a wide range of interactive charts and tables.

## Export Functionality

Export charts and graphs into downloadable spreadsheets for deeper clarity and analysis of the raw data.



bankruptcy analytics



 [bankruptcy.epiqglobal.com](https://bankruptcy.epiqglobal.com)

 1-800-671-9389

 [aacersales@epiqglobal.com](mailto:aacersales@epiqglobal.com)

## About Epiq Bankruptcy

Epiq Bankruptcy is the largest provider of U.S. bankruptcy court data, technology and services and a trusted partner to lenders, servicers, trustees, attorneys, investors, and other stakeholders operating in the business of bankruptcy. Epiq Bankruptcy solutions include comprehensive corporate restructuring, trustee case management and access to the industry's most dynamic bankruptcy data and analytics.