




FlipSled™ Training Sled by The Finisher™ Owner's Manual



FlipSled™
FS300

FlipSled™
FS200



FlipSled™
FS100

SPECIFICATIONS

Product Specifications

Product Dimensions

FS300	67.2in x 30in x 24in (LxWxH)
	170.7cm x 76.2cm x 61cm (LxWxH)
FS200	67.2in x 30in x 24in (LxWxH)
	170.7cm x 76.2cm x 61cm (LxWxH)
FS100	61.2in x 30in x 24in (LxWxH)
	155.5cm x 76.2cm x 61cm (LxWxH)

Product Weight, Unloaded

FS300	260 lbs (118 kgs)
FS200	200 lbs (91 kgs)
FS100	190 lbs (85 kgs)

Product Weight, Max Load

FS300	690 lbs (313 kgs)
FS200	450 lbs (204 kgs)
FS100	350 lbs (159 kgs)

READ AND SAVE THESE INSTRUCTIONS

IMPORTANT SAFETY INSTRUCTIONS

3

1. Read all instructions before using the training sled.
2. This is not a toy and is intended for use by or under the supervision of adults.
3. Only use the attachments recommended or sold by the manufacturer.
4. Only flip and drive on durable, hard surfaces (ex. turf, grass, etc).
5. Do not leave outdoors in harsh conditions for long periods of time.
6. If using free weights on device, secure in place with provided spring clamps.
7. Do not exceed maximum load on free weight pins.
8. Use caution when changing weights.
9. Do not modify or otherwise alter any element of this product.
10. Do not drop on skis or flip onto skis.
11. Always use a spotter.
12. Always adequately warm up.
13. Use proper form. Discontinue use if uncomfortable.
14. Do not overexert the user with any exercise program.
15. Keep all body parts clear of path of device while in use.
16. Make sure all bolts are tight and there are no cracks in the unit before each use.
17. If maintenance is required, please contact manufacturer.



⚠ CAUTION ⚠ ATTENTION

This Is Not A Toy and Intended for Use By or Under the Supervision of Adults.
Ceci n'est pas un jouet et est destiné à être utilisé par ou sous la surveillance d'adultes.

TABLE OF CONTENTS

Specifications 2

Important Safety Instructions 3

Table of Contents 4

General Information 5

Body Components 6

Body Assembly 7-10

Attachment Components 11

Attachment Assembly 12-13

Maintenance and Warranty 14

 Maintenance Schedule

 Cleaning

 Registration

 Warranty Information

Contact Information Back Cover

GENERAL INFORMATION

5

1. Storing

For best maintenance, The FlipSled™ should be stored in a dry, dust-free environment.

2. Moving

The FlipSled™ can be moved with one person on a flat and level surface. If moving on an incline, two people are recommended.

3. Placement

The FlipSled™ should be used on a solid, level surface.

4. Personal Safety

To reduce the risk of serious injury, read all important precautions and instructions in this manual and all warnings on the product before use. It is the responsibility of the owner to ensure that all users of this product are adequately informed of all warnings and precautions. Use the product only as described in this manual.

Airborne Athletics assumes no responsibility for personal injury or property damage sustained by or through the use of this product.

Playing football, strength training, or cross training is exercise. How you begin your exercise program depends on your physical condition. Before beginning any exercise program, consult your physician. This is especially important for persons over age 35 or persons with pre-existing health problems. Frequent and strenuous exercise should be approved by your doctor first.

Warming up is an important part of your workout and should begin every session as it reduces risk of injury. It prepares your body for more strenuous exercise by heating up and stretching out your muscles, increasing your circulation and pulse rate, and delivering more oxygen to your muscles. At the end of your workout, repeat the warm up exercises. While performing any type of exercise routine you must drink plenty of fluids. It's important to work at your own pace.

If any discomfort should result from your use of this product, Stop exercising and consult your doctor.

Please keep all children away from the product when product is unattended. Adult supervision is required at all times during use of this product.

Please ensure this product is assembled and installed by adults.

5. Equipment

Inspect the FlipSled™ before use to ensure working order.

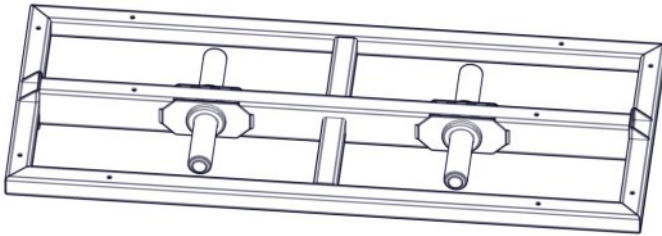
BODY COMPONENTS

6

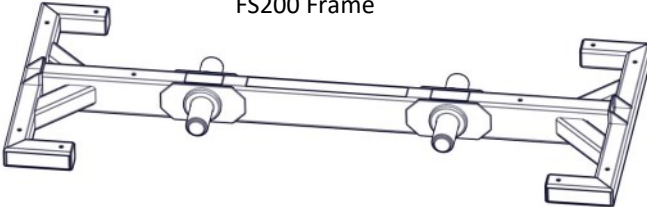
Main Frame x 1

You will receive one of the following frames depending on the model you ordered.

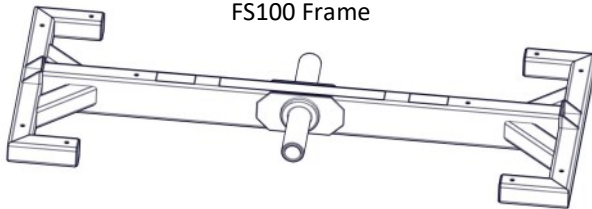
FS300 Frame



FS200 Frame



FS100 Frame



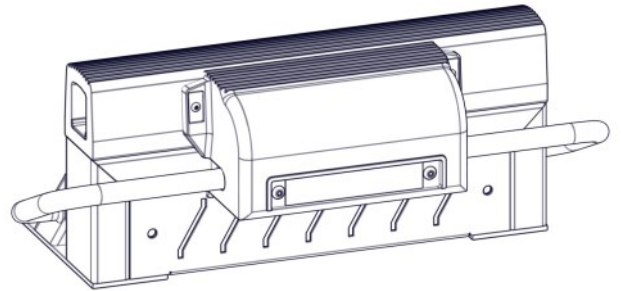
3/8" x 5" Bolt x 2



3/8" x 3.25" Bolt x 8



End Frame with Bumpers x 4



3/8" Washer x 20



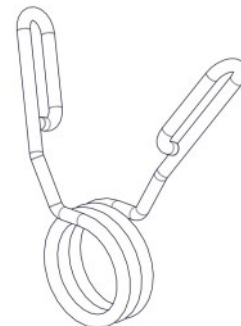
3/8" Nut x 10



9/16" Wrench x 2



Spring x 4



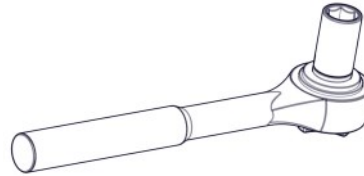
BODY ASSEMBLY

7


Assembly instructions use FS300 frame.
All frames have the same assembly process.

Helpful Notes

Assembly may be easier if you have a socket ratchet handle and 9/16" socket.

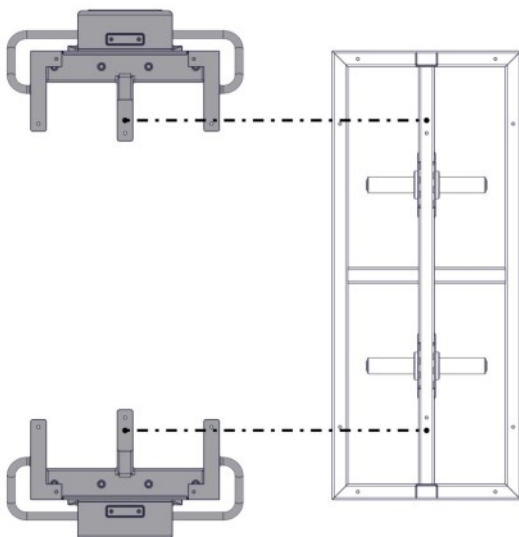
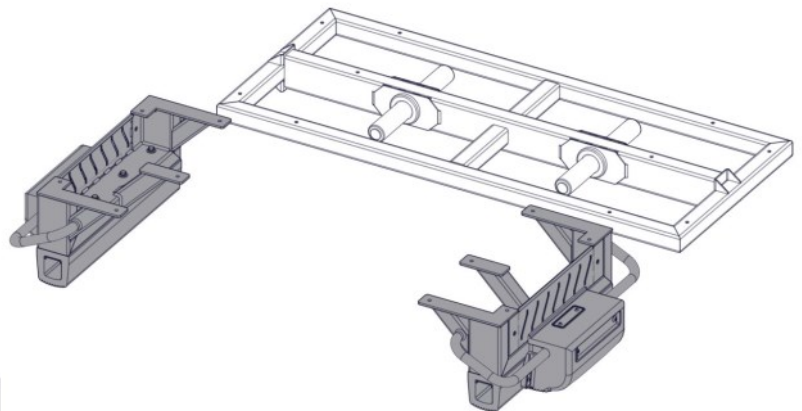


Assembly may be easier if two adults work together to align parts.



1. Bottom End Frames

Set 2 end frames with bumpers on the ground as shown. Use the main frame as a spacing guide.

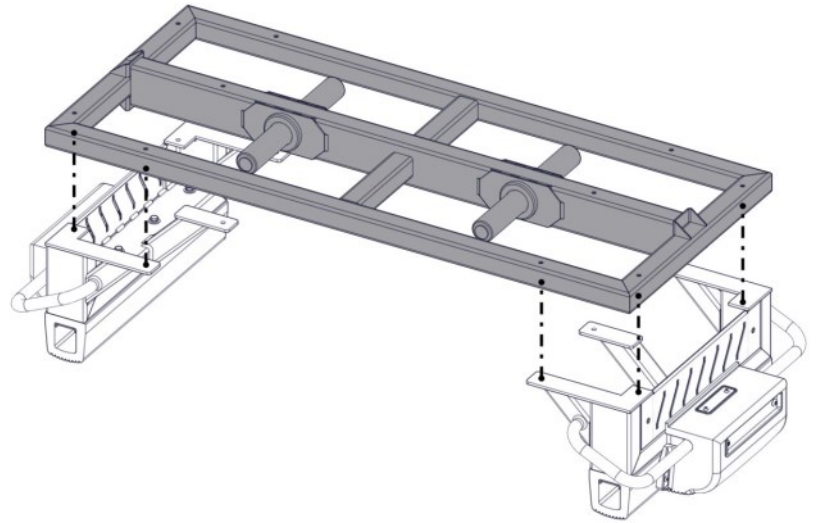


BODY ASSEMBLY

8

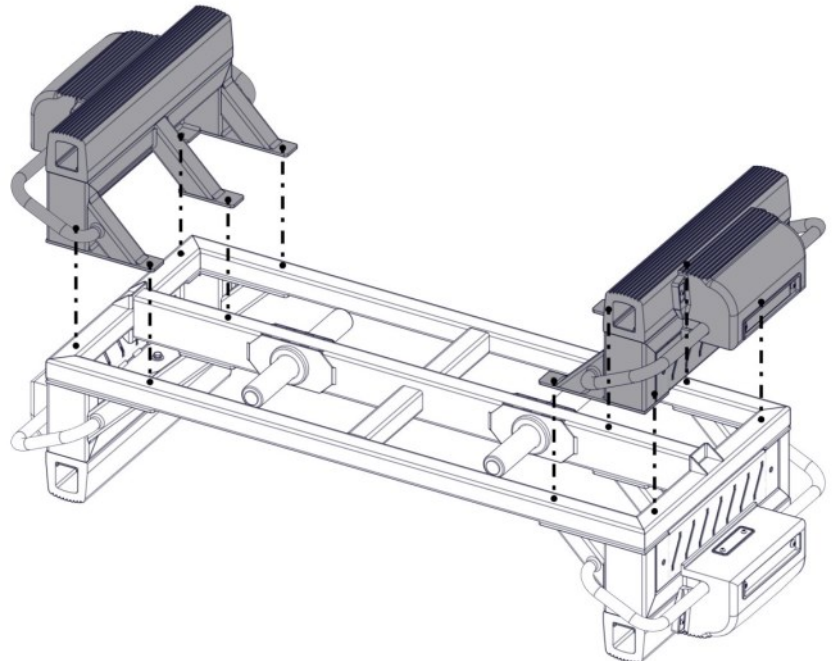
2. Main Frame

Set the main frame on top of the bottom end frames. Closely line up the holes.



3. Top End Frames

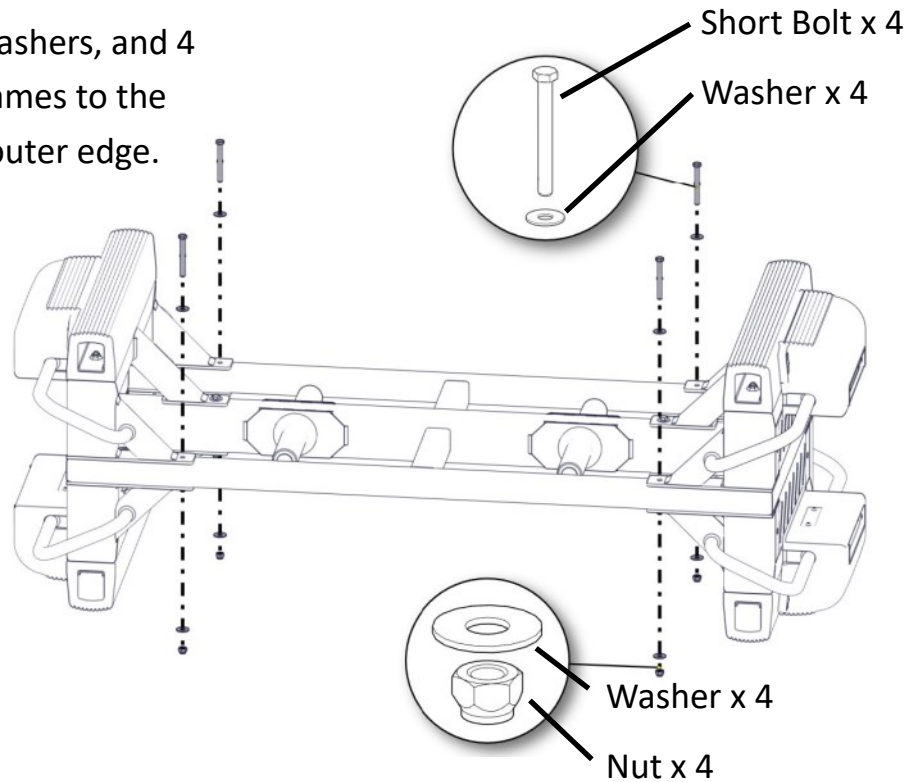
Set 2 end frames on top of the main frame. Closely line up the holes.



5. Bolt Outer 4 Bolts

With 4 short bolts, 8 washers, and 4 nuts, fasten the end frames to the main frame along the outer edge.

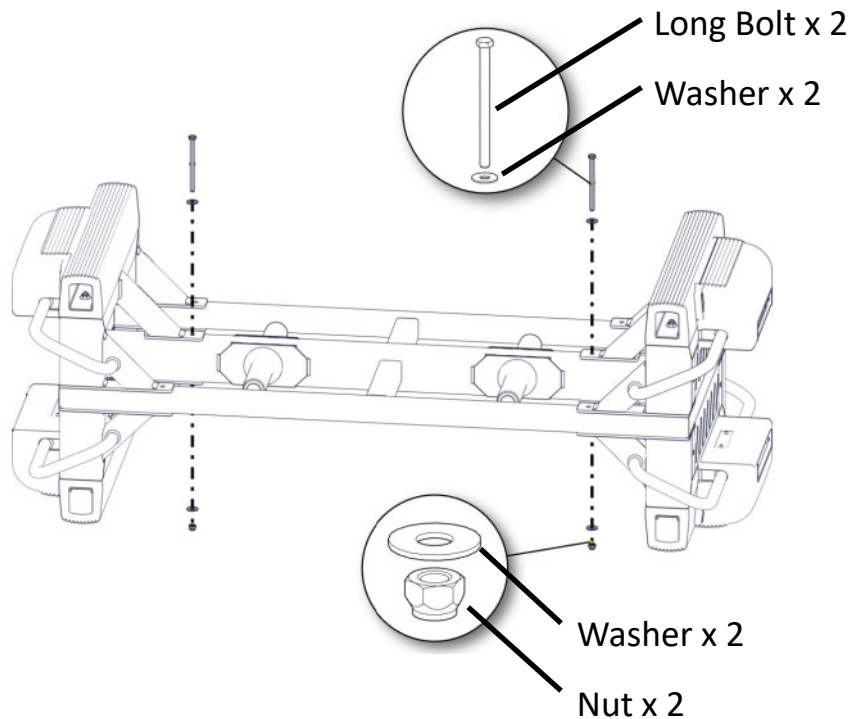
HAND TIGHTEN.



4. Bolt Middle 2 Bolts

With 2 long bolts, 4 washers, and 2 nuts, fasten the end frames to the main frame along the middle.

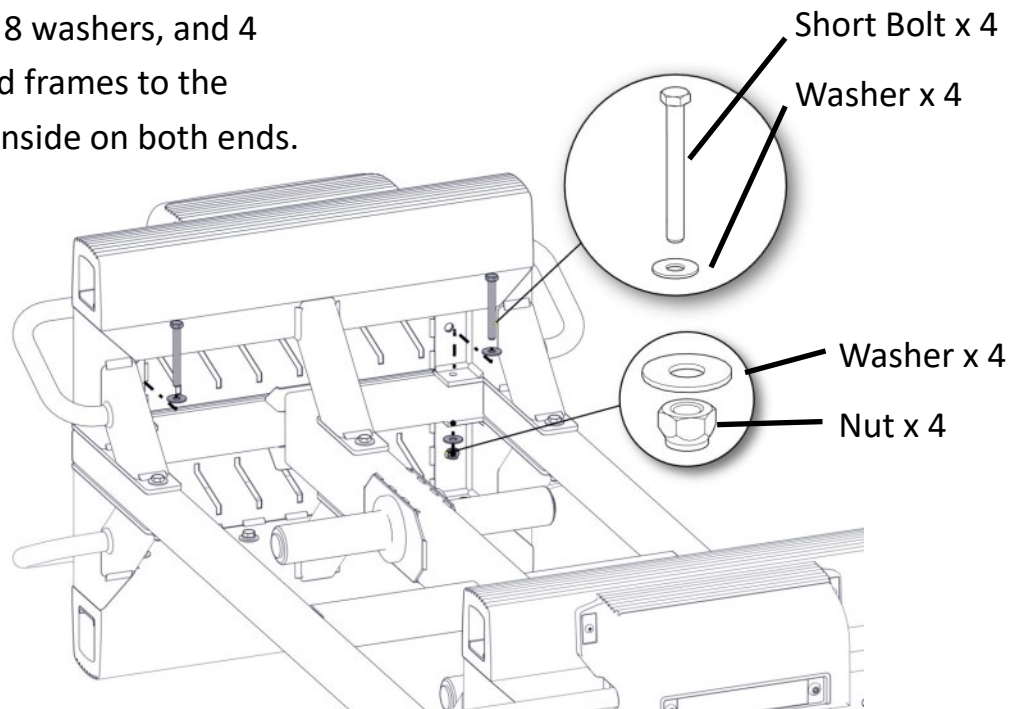
HAND TIGHTEN.



6. Bolt Inner 4 Bolts

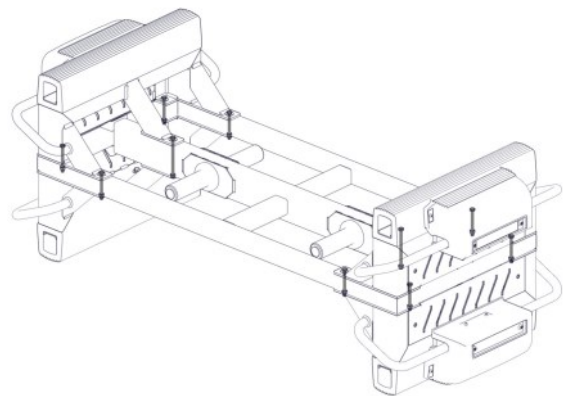
With 4 short bolts, 8 washers, and 4 nuts, fasten the end frames to the main frame in the inside on both ends.

HAND TIGHTEN.



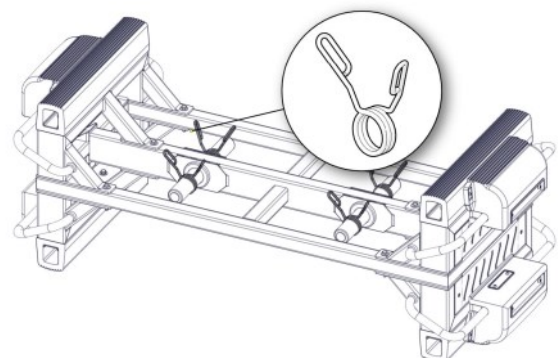
7. Tighten All Bolts

Tighten all 10 bolts.



8. Install Springs

Store springs on inner posts.



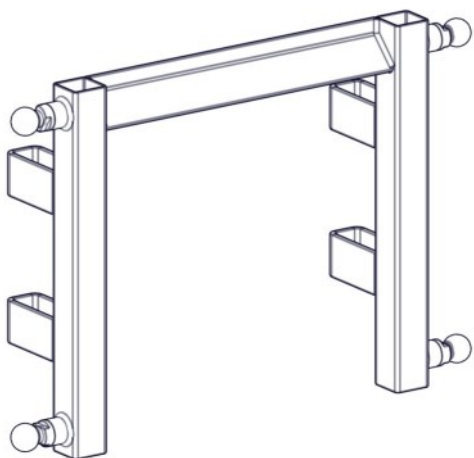
Use springs to secure free weights.

Do not exceed free weight max per pin displayed on your unit.

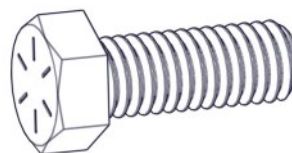
ATTACHMENT COMPONENTS

11

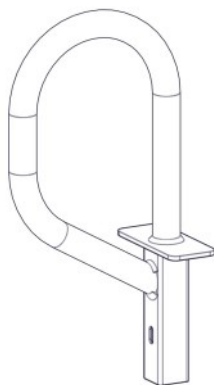
Sled Receiver Frame x 2



3/8" x 1" Bolt x 8



Handle x 4



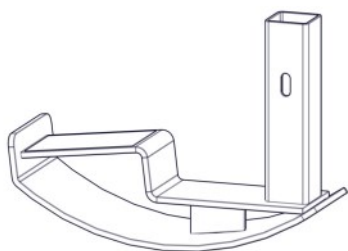
3/8" Washer x 8



3/8" Split Washer x 8



Ski x 4



9/16 Wrench x 1



NEVER DROP OR FLIP ONTO SKIS

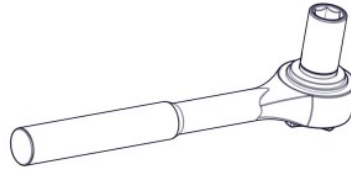
ATTACHMENT ASSEMBLY

12


Assembly instructions use FS300 frame.
All frames have the same assembly process.

Helpful Notes

Assembly may be easier if you have a socket ratchet handle and 9/16" socket.

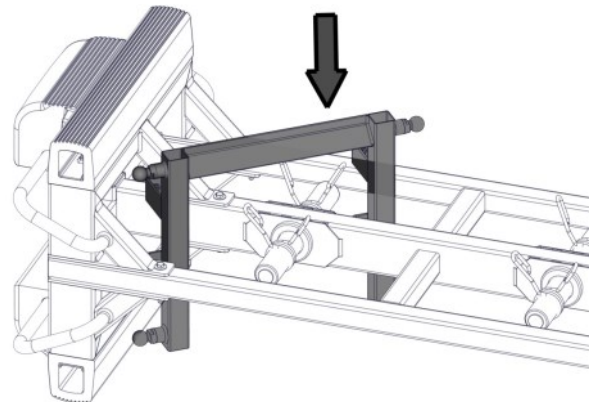


Assembly may be easier if two adults work together to align parts.



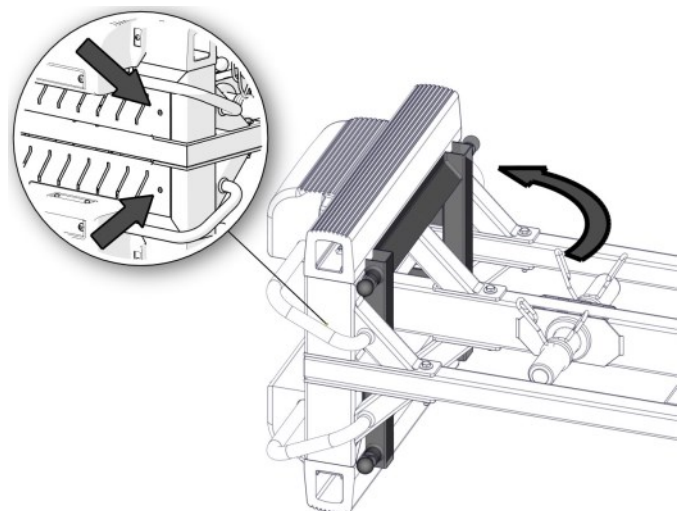
1. Place Sled Receiver Frame in Main

Place the sled receiver frame at about a 45° angle inside the main frame.



2. Rotate Sled Receiver Frame

Rotate sled receiver and align with holes in the end frame.



ATTACHMENT ASSEMBLY

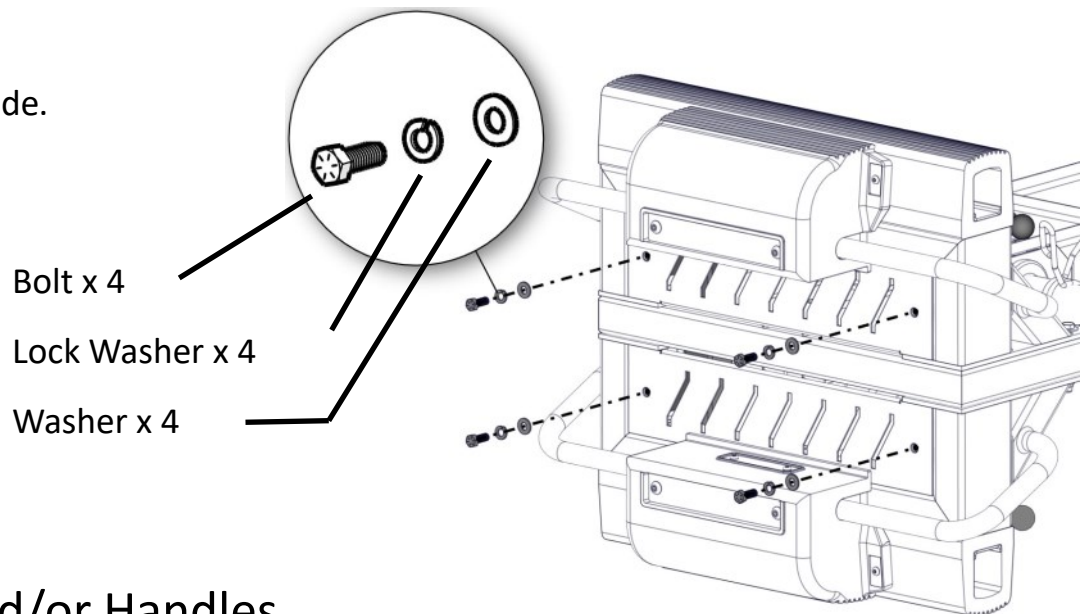
13

3. Bolt Together

Loosely screw in the bolts, lock washers, and washers to attach the sled receiver.

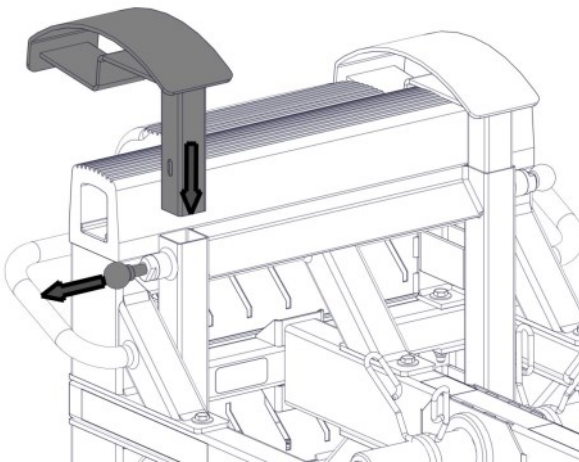
When all 4 bolts have been installed on one side, tighten all bolts.

Repeat for other side.

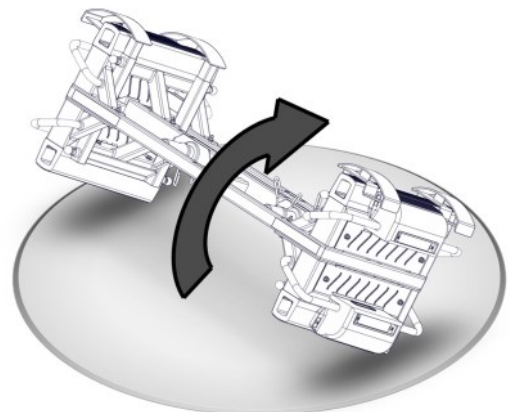


4. Install Skis and/or Handles

Pull knob out and drop in accessory. Release handle. Attachment should be secure.



After installing ski's, GENTLY roll over.



NEVER DROP OR FLIP ONTO SKIS

MAINTENANCE AND WARRANTY

14

Maintenance Schedule

The FlipSled™ is designed to be virtually maintenance-free.

If maintenance is required, please contact manufacturer.

Cleaning

Use a damp cloth to wipe exterior free of device of dust and residue.

Registration

Complete registration form at thefinisher.com/register to ensure proper warranty coverage.

Warranty

Who does this warranty cover?

This limited warranty (the “Warranty”) is issued by Airborne Athletics, Inc. (“Airborne Athletics”, “we”, or “us”) to you, a purchaser who purchased a new or factory refurbished FlipSled™ or new FlipSled™ branded accessories directly from us. The Warranty covers only you, the original product purchaser. The Warranty cannot be assigned or transferred to any subsequent purchaser or user and is not available to products that were purchased from any source other than Airborne Athletics or an authorized dealer.

What does this warranty cover?

This Warranty covers defects in the product you purchased from an authorized Airborne Athletics retailer (the “Product”) as follows. Airborne Athletics warrants that the Product is free from defects in materials and workmanship and will, under normal and intended use, function substantially in accordance with our Product documentation and technical specifications. Proof of Product purchase is required as a condition to coverage under this Warranty.

Warranty Continued

What is not covered by this warranty?

- Regardless of the above, the Warranty does not cover the following:
- Normal wear and tear.
 - Defects or malfunctions experienced during or caused by use not in conformity with Product documentation and technical specifications.
 - Damage caused by misuse, accident, neglect, abuse, alteration, improper or unauthorized modification, or tampering.
 - Damage to your property, home, walls, or floors that may result from installation or removal of the Product.
 - Product that has been resold.
 - Damage caused by improper or incorrectly performed maintenance or repair.
 - Damage caused by improper installation, relocation, or uninstallation.
 - Damage caused during shipping or delivery
 - Product or Product parts returned without a Return Material Authorization (RMA) number.

What is the warranty period?

The Warranty period begins the date the Product is shipped and lasts for the period specified below for the applicable Product:

Product	Warranty Period
FS-100 FS-200 FS-300	5 year coverage for parts and standard domestic shipping of said parts. Labor not included. Rubber parts have a 1 year warranty.
FlipSled™ Accessories	1 year coverage for parts and standard domestic shipping of said parts. Labor not included.

MAINTENANCE AND WARRANTY

16

Warranty Continued

How do you submit a claim?

Call 952-873-2633, or email info@theflipsled.com to report any Product issues and open a claim under the Warranty. Our team will reach out to you to attempt to help resolve your issue.

If your Product has a defect or malfunction covered by this Warranty, Airborne Athletics will repair, replace, or refund the Product at the sole discretion of Airborne Athletics. If Airborne Athletics determines that a Product should be replaced, the replacement may be a new or a re-manufactured Product. Airborne Athletics may not return the original Product to you.

Do not return any Product to Airborne Athletics without first receiving a Return Material Authorization (RMA) number and instructions for how to proceed. Airborne Athletics may require you to furnish proof of purchase and/or comply with other requirements before receiving Warranty service.

What law governs the warranty?

The laws of the State of Minnesota, USA, govern this Warranty, without giving effect to any conflict of laws principles that may provide the application of the law of another jurisdiction.

AIRBORNE ATHLETICS EXPRESSLY DISCLAIMS ANY AND ALL OTHER WARRANTIES, BOTH EXPRESS AND IMPLIED, INCLUDING ANY WARRANTY OF MERCHANTABILITY OR FITNESS FOR A PARTICULAR PURPOSE.

MAINTENANCE AND WARRANTY

17

Warranty Continued

AIRBORNE ATHLETICS AND ANY THIRD-PARTY SERVICE PROVIDERS OR SUPPLIERS SHALL NOT BE LIABLE FOR PERFORMANCE DEFICIENCIES CAUSED OR CREATED BY YOU OR OTHERS YOU ALLOW TO USE THE PRODUCT. AIRBORNE ATHLETICS DOES NOT WARRANT THAT ITS EQUIPMENT'S PERFORMANCE WILL BE UNINTERRUPTED, ERROR-FREE OR COMPLETELY SECURE. AIRBORNE ATHLETICS AND ANY THIRD-PARTY PROVIDERS OR SUPPLIERS SHALL NOT BE LIABLE FOR SERVICE INTERRUPTIONS CAUSED BY FAILURE OF EQUIPMENT, OTHER SOFTWARE OR SERVICES NOT PROVIDED BY AIRBORNE ATHLETICS OR ITS THIRD-PARTY PROVIDERS OR SUPPLIERS, OR FAILURE OF COMMUNICATIONS, POWER OUTAGES, OR OTHER INTERRUPTIONS NOT WITHIN THE COMPLETE CONTROL OF AIRBORNE ATHLETICS OR ITS PROVIDERS OR SUPPLIERS, EVEN IF AIRBORNE ATHLETICS OR ITS THIRD-PARTY PROVIDERS OR SUPPLIERS KNOW OR HAVE BEEN ADVISED OF THE POSSIBILITY OF SUCH LOSS. IN THE EVENT OF ANY SYSTEM ERROR OR OMISSION, THE SOLE OBLIGATION OF AIRBORNE ATHLETICS SHALL BE TO PROCESS A CORRECTION OF THE ERROR OR OMISSION AS REASONABLY NECESSARY.

MAINTENANCE AND WARRANTY

18

Warranty Continued

AIRBORNE ATHLETICS DOES NOT ASSUME ANY LIABILITY FOR ANY SPECIAL, INDIRECT, INCIDENTAL, PUNITIVE, OR CONSEQUENTIAL DAMAGES OF ANY KIND WHATSOEVER, INCLUDING BUT NOT LIMITED TO LOSS OF PROFITS OR REVENUES, LOSS OF DATA, LOSS OF USE OF THE PRODUCT, COST OF REPLACEMENT OR SUBSTITUTE ITEMS, OR LOSS OF USE DURING THE PERIOD THAT THE PRODUCT IS BEING REPLACED OR REPAIRED. FURTHER, AIRBORNE ATHLETICS SHALL NOT BE LIABLE TO YOU FOR ANY SPECIAL, CONSEQUENTIAL, INCIDENTAL, INDIRECT, OR PUNITIVE DAMAGES OF ANY KIND WHATSOEVER, EVEN IF AIRBORNE ATHLETICS HAS BEEN ADVISED AS TO THE POSSIBILITY OF SUCH DAMAGES, FOR ANY CLAIM ARISING FROM OR RELATED TO THIS WARRANTY STATEMENT, REGARDLESS OF THE FORM OF ACTION, WHETHER IN CONTRACT, TORT (INCLUDING NEGLIGENCE), PRODUCT LIABILITY, LOST REVENUE, LOST PROFIT, LOST DATA, OR PRIVACY, OR ANY OTHER CAUSE OF ACTION OR LEGAL OR EQUITABLE THEORY. IN NO EVENT SHALL AIRBORNE ATHLETICS'S LIABILITY FOR ANY CLAIM ARISING OUT OF OR RELATED TO THIS WARRANTY EXCEED THE PRICE PAID BY YOU FOR PURCHASE OF THE PRODUCT, REGARDLESS OF THE FORM OF ACTION, WHETHER IN CONTRACT, TORT (INCLUDING NEGLIGENCE), PRODUCT LIABILITY, LOST REVENUE, LOST PROFIT, LOST DATA, OR PRIVACY, OR ANY OTHER CAUSE OF ACTION OR LEGAL OR EQUITABLE THEORY.

More Questions?

If you have questions, or to begin the service process, please contact us at [in-fo@theflipsled.com](mailto:info@theflipsled.com)

CONTACT INFORMATION

Be Better Everyday™

19



Online: www.theflipsled.com

Fax: 952-873-2687

Phone: 888-507-4668

Email: info@theflipsled.com

Mail: 1701 W 94th St, Suite 225
Bloomington, MN 55431



Follow us on Facebook, Instagram, Twitter, & YouTube



www.TheFlipSled.com

FlipSled™ Rev G