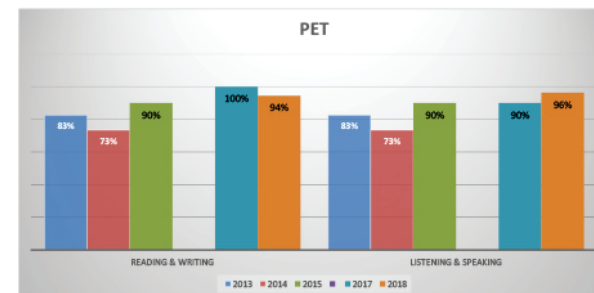
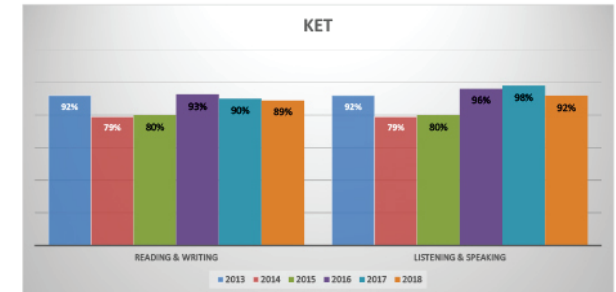
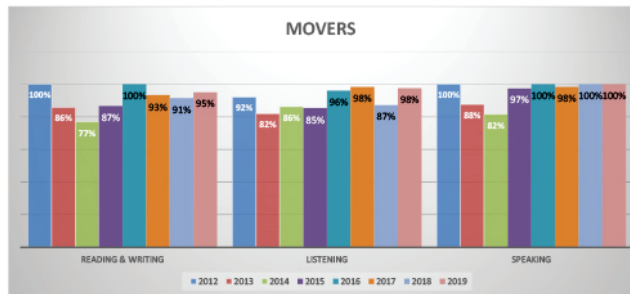
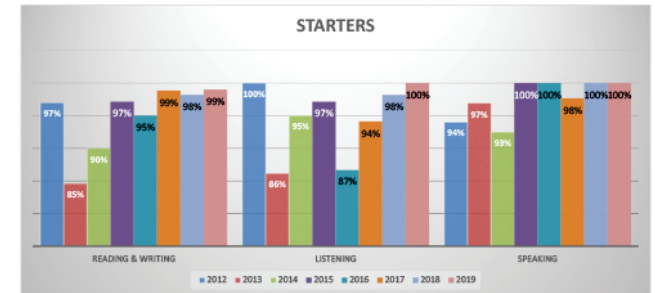
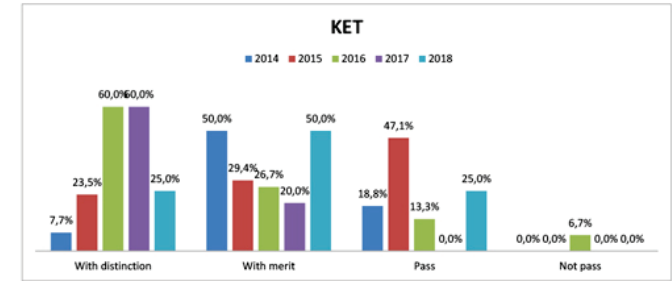
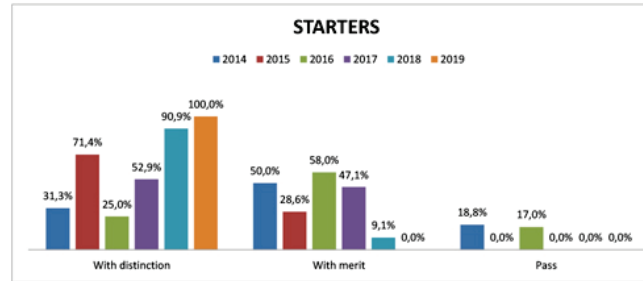


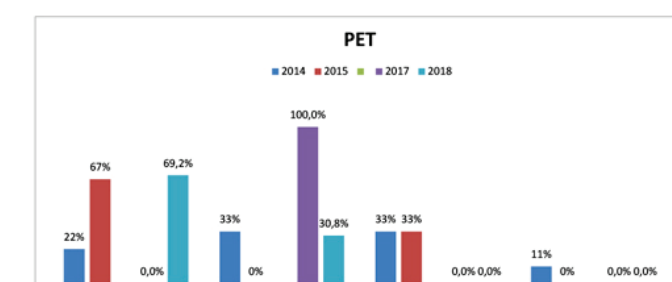
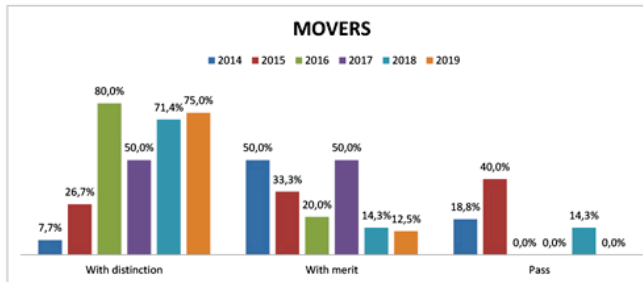
	2012	2013	2014	2015	2016	2017	2018	2019
STARTERS	34	13	16	7	12	17	11	20
MOVERS	13	21	13	15	5	12	14	16
FLYERS	12	9	25	12	14	10	19	15
<b>STARTERS</b>								
READING & WRITING	97%	85%	90%	97%	95%	99%	98%	99%
LISTENING	100%	86%	95%	97%	87%	94%	98%	100%
SPEAKING	94%	97%	93%	100%	100%	98%	100%	100%
<b>MOVERS</b>								
READING & WRITING	100%	86%	77%	87%	100%	93%	91%	95%
LISTENING	92%	82%	86%	85%	96%	98%	87%	98%
SPEAKING	100%	88%	82%	97%	100%	98%	100%	100%
<b>FLYERS</b>								
READING & WRITING	58%	76%	81%	88%	83%	93%	88%	91%
LISTENING	100%	89%	89%	93%	86%	92%	82%	96%
SPEAKING	100%	87%	84%	93%	100%	92%	99%	100%
<b>KET</b>								
KET		2013	2014	2015	2016	2017	2018	
PET		16	17	17	15	5	12	
		8	9	12	0	2	13	
<b>KET</b>								
READING & WRITING		2013	2014	2015	2016	2017	2018	
LISTENING & SPEAKING		92%	79%	80%	93%	90%	89%	
		92%	79%	80%	96%	98%	92%	
<b>PET</b>								
READING & WRITING		2013	2014	2015		2017	2018	
LISTENING & SPEAKING		83%	73%	90%		100%	94%	
		83%	73%	90%		90%	96%	



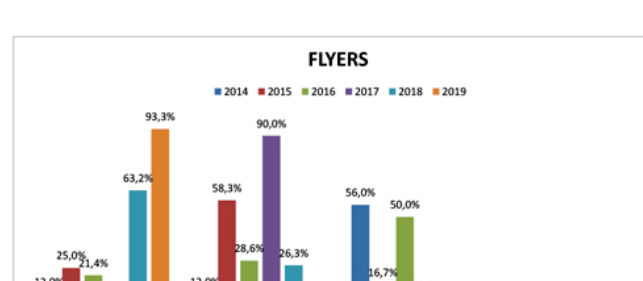
STARTERS						
	2014	2015	2016	2017	2018	2019
With distinction	31.3%	71.4%	25.0%	52.9%	90.9%	100.0%
With merit	50.0%	28.6%	58.0%	47.1%	9.1%	0.0%
Pass	18.8%	0.0%	17.0%	0.0%	0.0%	0.0%
Not pass	0.0%	0.0%	0.0%	0.0%	0.0%	0.0%
Número de alumnos	16	7	12	17	11	20



MOVERS						
	2014	2015	2016	2017	2018	2019
With distinction	7.7%	26.7%	80.0%	50.0%	71.4%	75.0%
With merit	50.0%	33.3%	20.0%	50.0%	14.3%	12.5%
Pass	18.8%	40.0%	0.0%	0.0%	14.3%	0.0%
Not pass	0.0%	0.0%	0.0%	0.0%	0.0%	0.0%
Número de alumnos	13	15	5	12	14	16



FLYERS						
	2014	2015	2016	2017	2018	2019
With distinction	12.0%	25.0%	21.4%	0.0%	63.2%	93.3%
With merit	12.0%	58.3%	28.6%	90.0%	26.3%	0.0%
Pass	56.0%	16.7%	50.0%	10.0%	5.3%	0.0%
Not pass	0.0%	0.0%	0.0%	0.0%	5.3%	0.0%
Número de alumnos	25	12	14	10		



KET					
	2014	2015	2016	2017	2018
With distinction	7.7%	23.5%	60.0%	60.0%	25.0%
With merit	50.0%	29.4%	26.7%	20.0%	50.0%
Pass	18.8%	47.1%	13.3%	0.0%	25.0%
Not pass	0.0%	0.0%	6.7%	0.0%	0.0%
Número de alumnos	13	17	15	5	12

PET		
	2014	2015
With distinction	22%	67%
With merit	33%	0%
Pass	33%	33%
Not pass	11%	0%
Número de alumnos	9	12

	2017	2018
With distinction	0.0%	69.2%
With merit	100.0%	30.8%
Pass	0.0%	0.0%
Not pass	0.0%	0.0%
Número de alumnos	2	13