

# **The Standard Application Procedure for the Approval of Air-Purifying Filtering Facepiece Respirators Under 42 CFR Part 84**

**Updated: March 12, 2018**

# Table of Contents

Introduction.....	4
Section 1 General Information for Air-Purifying Filtering Facepiece Respirators.....	5
1.1 Getting Started .....	5
1.1.1 Who May Apply .....	5
1.1.2 Approval.....	5
1.1.3 Applicants Without a Three-character Manufacturer’s Code.....	5
1.1.4 Applicants Without NIOSH Approval .....	5
1.1.5 Where to Find the Standard Application Form.....	6
1.1.6 Submitting the Application .....	6
1.1.7 Documents to Submit with the Application .....	6
1.1.8 Submitting the Application and Associated Documents.....	6
1.1.9 Submitting Test Samples (Hardware) .....	6
1.2 Types of Applications.....	7
1.2.1 New Approval Application .....	7
1.2.2 Extension of Approval Application.....	8
1.2.3 Quality Assurance Approval Application .....	11
1.2.4 Resubmission Application .....	12
1.2.5 Amended Application .....	12
1.2.6 Correlation Testing Only Application .....	12
1.3 Particulate Filter Information Pertaining to Air-Purifying Filtering Facepiece Respirators.....	13
1.3.1 Approval Label Protections and Cautions and Limitations for APR FFRs.....	13
Section 2 Specific Instructions for Preparing an Air-Purifying Filtering Facepiece Respirator Application .....	15
Section 3 Supplemental Information for Preparing an Air-Purifying Filtering Facepiece Respirator Application .....	24
3.1 Quality Assurance Documentation .....	24
3.2 Quality Assurance Manual.....	24
3.3 Product Quality Control Plan and Documentation .....	25
3.4 Fees .....	26
3.5 Air-Purifying Filtering Facepiece Respirator Test Fees .....	27
3.6 Annual (Fixed) Certification (Approval) Fees .....	28
3.7 Pay.Gov Instructions.....	29
3.8 Drawings for an Air-Purifying Filtering Facepiece Respirator .....	31
3.8.1 Exploded-View and Major Subassembly Drawing for an Air-Purifying Filtering Facepiece Respirator .....	31
3.8.2 Example of an Exploded-View Drawing for an Air-Purifying Filtering Facepiece Respirator .....	31
3.8.3 Material Specifications on Drawings for an Air-Purifying Filtering Facepiece Respirator .....	31
3.9 Component Vendors.....	32
3.10 Assembly Matrix .....	32
3.11 Approval Labels and Private Labels.....	33
3.12 List of NIOSH Cautions and Limitations for Air-Purifying Filtering Facepiece Respirator.....	34
3.13 Private Labeling Versus Private Packaging.....	34
3.14 User Instructions.....	35

3.15	Packaging Art Work and Carton Design .....	36
3.16	Summary of Related Documents.....	37
3.17	File Naming Conventions.....	39
Section 4	Approvals and Denials .....	41
4.1	Approval Documentation .....	41
4.2	Denial Documentation.....	41
4.3	Denial Prior to Assignment of a Task Number.....	41
4.4	Denial of a Project Undergoing NIOSH Evaluation .....	42
4.5	Respirator Certification (Approval) Program Decision Review Process.....	42
Section 5	Respirator Tests for an Air-Purifying Filtering Facepiece Respirator .....	43
Section 6	Air-Purifying Filtering Facepiece Respirator Checklists .....	44
6.1	NIOSH Respirator Application Checklist.....	44
6.2	Drawing Checklist for an Air-Purifying Filtering Facepiece Respirator .....	46
6.3	Private Label Checklist for an Air-Purifying Filtering Facepiece Respirator .....	47
6.4	Assembly Matrix Checklist for an Air-Purifying Filtering Facepiece Respirator.....	48
Section 7	Document Examples for an Air-Purifying Filtering Facepiece Respirator .....	49
7.1	Example of a Product Quality Control Plan Flowchart for an Air-Purifying Filtering Facepiece Respirator .....	49
7.2	Example of an Assembly Matrix for an Air-Purifying Filtering Facepiece Respirator .....	50
7.3	Example of an Exploded-View Drawing for an Air-Purifying Filtering Facepiece Respirator .....	51
7.4	Example of an Approval Label for an Air-Purifying Filtering Facepiece Respirator .....	52
7.5	Example of an Abbreviated Label for an Air-Purifying Filtering Facepiece Respirator.....	53
Section 8	Label Format Guidance .....	54
Appendix	.....	55
	Letters to All Respirator Manufacturers.....	56
	Example of an Exterior View and Interior View for an Air-Purifying Filtering Facepiece Respirator .....	69
	Definitions .....	70
	Acronyms .....	78
	Revision History.....	81

## Introduction

This document is a revision to the NIOSH *Standard Application Procedure for the Approval of Respirators* dated August 2015. It is intended to add clarity to the approval process under Title 42, *Code of Federal Regulations* (CFR) Part 84 (also known as 42 CFR Part 84). It is recommended that applicants review the entire document before submitting a respirator for approval.

This Standard Application Procedure (SAP) correlates with version 8 of the Standard Application Form (SAF).

NPPTL has developed individual instructions for each class of respirator. The information in this document pertains to the approval of Air-Purifying Filtering Facepiece Respirators. Please see the appropriate application for the type of respirator being submitted.

### Schedule 84A

- **Particulate filtering respirators;**
- **Combination chemical cartridge/filter respirators with N, R, or P classified filters;**
- **Combination N, R, or P classified filters/supplied-air respirator systems; and**
- **Combination N, R, or P classified filters with chemical cartridge/Supplied-Air Respirator systems.**

Compliance with all instructions is essential for efficient processing of an application.

The information in Section 2 of this document provides specific step-by-step instructions to prepare an application for an **Air-Purifying Filtering Facepiece Respirator**. The paragraphs are numbered to correspond with the sections of version 8 of the SAF.

Additional guidance and information related to APR FFRs is included in the sections that follow and should be used as reference.

# Section 1 General Information for Air-Purifying Filtering Facepiece Respirators

## Instructions for Preparing an Application for an Air-Purifying Filtering Facepiece Respirator (84A Approvals).

This guide applies strictly to Air-Purifying Filtering Facepiece Respirators. Please see the appropriate application and instructions for submitting an application for a different class of respirator.

### 1.1 Getting Started

#### 1.1.1 Who May Apply

An individual, partnership, company, corporation, association, or other organization that designs, manufactures, assembles, or controls the assembly of a respirator may apply to NIOSH to become an approval holder ([42 CFR Section 84.2](#)). An organization may appoint an authorized representative to complete and submit the Standard Application Form (SAF) to NIOSH.

#### 1.1.2 Approval

Approval is issued once NIOSH determines the product conforms to the requirements of [42 CFR Part 84](#).

#### 1.1.3 Applicants Without a Three-character Manufacturer's Code

A prospective approval holder that has not applied for a NIOSH-Assigned three-character manufacturer's code will need to complete the Prospective Approval Holder Form and return it to the NIOSH NPPTL Records Room. To obtain the form, contact the NIOSH NPPTL Records Room at [recordsroom@cdc.gov](mailto:recordsroom@cdc.gov) or (412) 386-4000.

#### 1.1.4 Applicants Without NIOSH Approval

Prospective approval holders, without a NIOSH-Approved respirator, who have received a three-character manufacturer's code, may submit an initial application for a single new respirator along with a signed and approved company [Quality Assurance \(QA\) Manual](#).

For prospective approval holders, once the application is accepted, reviewed, the respirator is tested, and a final review is successfully performed, a site qualification visit will be scheduled and conducted prior to the issuance of any approval. Please see the [fee schedules](#) for the cost of the site qualification visit. Other applications may be submitted with the initial application. However, subsequent applications will not be reviewed until the site qualification is completed and the initial application is approved.

The site qualification visit is only performed for new applicants (those without a NIOSH approval). Approval holders with joint NIOSH and Mine Safety and Health Administration (MSHA) approval have routine site audits conducted annually. NIOSH performs routine site audits for all approval holders every two years.

### 1.1.5 Where to Find the Standard Application Form

The [standard application form](#) can be downloaded from the [NIOSH NPPTL website](#). SAF versions 8 and 9 may be requested from the [NPPTL Records Room](#) once the three character manufacturer's code is issued.

### 1.1.6 Submitting the Application

Applications should be submitted on CD-R or DVD-R electronic media. Neither rewritable CDs **nor** thumb drives will be accepted. Due to computer security policies, NIOSH cannot accept thumb drives. Only one application per CD-R or DVD-R will be accepted. CD-Rs and DVD-Rs will be destroyed once the project is closed, unless a prepaid shipping label is sent with the media.

Compressed or "zip" files are recommended for applications submitted via email. Applicants that choose to email the attachments to NIOSH at [recordsroom@cdc.gov](mailto:recordsroom@cdc.gov) risk having the information stripped by mail routers.

### 1.1.7 Documents to Submit with the Application

Checklists specific to the type of application being completed are included in [Section 6](#). Fee schedules are included in [Section 3](#). Tests required for Filtering Facepiece Respirators are included in [Section 5](#). Documents must be named in accordance with the prescribed [naming convention](#), using an [acceptable software package](#).

### 1.1.8 Submitting the Application and Associated Documents

The CD-R or DVD-R with the completed application form and associated documents, including the application fee check or pay.gov receipt, must be sent to:

NIOSH NPPTL  
CV&SDB, Records Room  
626 Cochran's Mill Road  
Pittsburgh, PA 15236

### 1.1.9 Submitting Test Samples (Hardware)

NIOSH NPPTL  
CV&SDB, Evaluation and Testing  
626 Cochran's Mill Road  
Pittsburgh, PA 15236

**All boxes containing test samples (hardware) must be marked with the AAR# and include a packing slip.** Test samples (hardware) submitted for a series of applications must be identified for each project which it is to be used. For example, a facepiece that is to be used on three projects, because the respirator has three different exhalation valve covers, must have all three [Applicant-Assigned Reference Numbers](#) (AAR#s) on the packaging. If there are multiple containers, each container must be labeled with all the appropriate information. All sample components must be identified and labeled with the corresponding part number as listed on the assembly matrix.

If test samples (hardware) is being sent to NIOSH for the testing of multiple projects, please include this information in the first application where testing will be performed and label the test samples (hardware) package with each AAR#.

## 1.2 Types of Applications

The types of applications include: New Approval Application, Extension of Approval Application, Quality Assurance Approval Application, Amended Application, Correlation Testing Only Application, Resubmission of New Approval Application, and Resubmission of Extension of Approval Application.

If there is any doubt about the appropriate type of application to submit, call the NIOSH NPPTL *Conformity Verification and Standards Development Branch (CV&SDB)* at (412) 386-4000.

Several screens in the Standard Application Form for New Approval Applications and Extension of Approval Applications identify the data fields that will be entered directly into the [NIOSH Certified Equipment List](#) (CEL). The product description should be short and succinct for an accurate reporting of the respirator in the CEL.

### 1.2.1 New Approval Application

- Used for new design, substantially different design, or different type or level of protection requested for an existing NIOSH-Approved respirator.
- NIOSH assigns a new testing and certification (TC) number for each new respirator system design that is approved.
- An application may be submitted for only **one** basic new respirator design per application.
- Applications containing more than one design will be denied.
  - For example, a new respirator with two new filtering facepieces (e.g., one with an exhalation valve and one without an exhalation valve) requires two separate applications resulting in two new approvals since each facepiece represents a separate design and a separate level of protection.

New Approval Applications must contain or reference the following items as described in detail in Sections 2 and 3 of this SAP.

- NIOSH Standard Application Form.
- Pretest Data.
- Simplified Drawings.
- Assembly Matrix.
- Draft Approval Label(s).
- Quality Assurance Manual (Manual to be submitted separately as a QA Application after first approval).
- Product Quality Control Plan.
  - Classification of Defects Document.
  - Sampling Plan.
- Application Fee, \$200.
- User Instructions.
- Test Samples (Hardware).

#### The following must be addressed in the “Reason for Application”

- If an organization has submitted a respirator to the U.S. Food and Drug Administration (FDA) for a pre-market notification to market this respirator as a medical device under [21 CFR Part 807 Subpart E, Premarket Notification 510\(k\)](#), the organization must include a copy of the FDA 510(K) letter indicating clearance along with the K number or the date of submission to the FDA.

**Note:** NIOSH approval will not be issued until the medical device clearance is received from the FDA if the approval holder plans to market as a medical device.

- Indicate if the organization intends to submit the respirator to the FDA for a pre-market notification to market the respirator as a medical device under section 510(K) now or in the future.

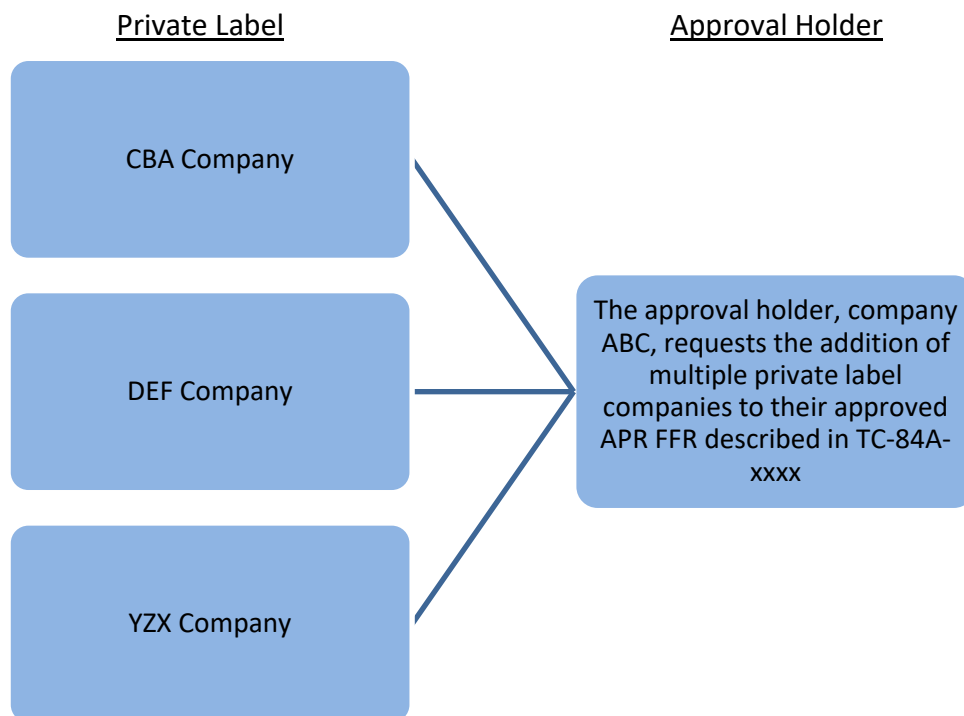
**Note:** Until the device is cleared by the FDA and approved by NIOSH, the manufacturer cannot make medical claims about the product.

- If the respirator contains or has been treated with an antimicrobial or antiviral treatment, include supporting documentation indicating FDA clearance, or specific data and third party certification that the treatment does not pose a hazard to the respirator user. Also, include data supporting any claims being made about the treatment.

### 1.2.2 Extension of Approval Application

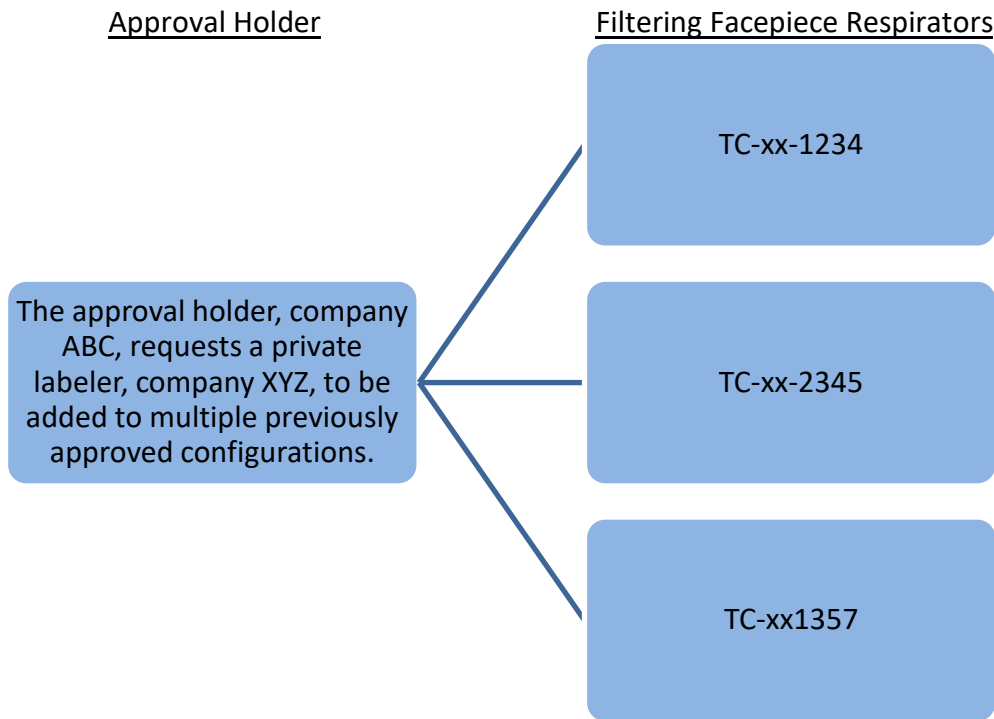
Submitted when:

- A critical or major characteristic affecting performance is altered on a previously approved respirator.
- A critical or major characteristic affecting design (including Quality Assurance provisions) is altered on a previously approved APR FFR.
- A new accessory is added to a previously approved APR FFR.
- Change is made to an approval label, assembly matrix, User Instructions, or drawings.
- All TC numbers affected must be listed in the “Reason for Application.”
- All the TC numbers on a given assembly matrix apply to the extension. The assembly matrix may be referenced in lieu of listing the individual TC numbers.
- A product is made obsolete.
- The approval holder wants to add multiple private labels to one previously approved respirator.



- An approval holder requests the addition of an accessory to multiple previously approved respirators.





Changes to minor characteristics not affecting performance or design which are not documented in the NIOSH approval records do not have to be submitted to NIOSH. A minor characteristic is an attribute such as a typographical error in a drawing. Approval holders are responsible for keeping all changes to minor characteristics on file and available for review at the request of NIOSH.

This includes any minor changes to any document that is part of the approval record. These changes should be submitted for an extension of approval at your earliest convenience. NOTE: Documents not up-to-date in the NIOSH record may be identified during a site audit and will result in a non-conformance.

If the type or level of protection changes, a New Approval Application must be submitted. For example, a filtering facepiece without an exhalation valve may be submitted and approved. The subsequent submission of the same mask with an exhalation valve would be considered to be a new 'Type' requiring a New Approval Application and a different TC number being issued.

In addition, a New Approval Application is required and a different TC number will be issued for additions of a new respirator arrangement to a respirator family, model, or series such as a new head strap arrangement on an existing half-mask model.

Extension of Approval Applications must contain or reference the following items as described in detail in Sections 2 and 3 of this SAP.

- NIOSH Standard Application Form.
- Pretest Data.
- Simplified Drawings.
- Assembly Matrix.
- Draft Approval Label(s).
- Quality Assurance Manual (Manual to be submitted separately as a QA Application after first approval).
- Product Quality Control Plan.

- Classification of Defects Document.
- Sampling Plan.
- Application Fee, \$200.
- User Instructions.
- Test Samples (Hardware).

**In the “Reason for Application”:** Describe exactly and completely the change or additions to the approved respirator(s) and how the change(s) will affect the previously approved respirator(s). Provide a succinct description of the previously approved respirator(s). For example, "An Extension of Approval to allow our ‘xyz’ alternate filter media to be used as an alternate to our filtering facepiece, models 123, 456, and 789. No other respirators are affected. This request is for use of an alternate filter media only." The Extension of Approval Application request must clearly indicate:

1. The affected respirator(s) by name, TC number, and part number. If multiple approvals are affected, the assembly matrix or matrices that contain these approvals may be listed in lieu of the TC numbers.
2. Complete details of the change(s) or addition(s).
3. Related documentation that has changed since the last approval (assembly matrix, inspection procedures, simplified drawings, draft approval label, product quality control plan, User Instructions).

Example of a Well-Written Reason for Extension of Approval Application:

**Provides the model number, TC number, type of respirator, and what is being requested in a very descriptive manner. In this example, the request to allow an alternate filter media and the details are provided.**

This application is for an extension of approval of model XXX N95 Filtering Facepiece Respirator, [TC-84A-9999]. Request approval to allow use of filter material manufactured by ABC, part number 12345, as an alternate to the filter material currently used which is manufactured by DEF, part number 67890.

**Specifies the change(s)**

This request is for use of an alternate filter media only. No other components or processes are affected. Both filter media are made of electrostatically-charged melt blown polypropylene and both pass the testing required to meet the criteria for N95 protection.

**How the change(s) affect(s) the product**

The current filter design with the DEF filter requires two separate filter layers from two separate roll-stocks to be assembled into the mask. The new filter material from ABC also uses two filter layers, but the two filter layers are bonded together on the sides so that both filters are on the same roll-stock.

Any time the approval holder makes a change to a critical or major characteristic, as defined in 42 CFR Part 84, affecting performance and/or design (including Quality Assurance provisions), the change must be submitted to NIOSH for approval. NIOSH will not assign new approval (TC) numbers for Extension of Approval Applications. New approvals can only be granted under a New Approval Application.

When adding an accessory to an already approved assembly, the applicant must include the accessory in the exploded-view drawing, the assembly matrix, and the major subassembly drawings. If accessories are listed on the approval labels, the labels must be updated.

When changes are made that affect the User Instructions, highlight or clearly note the changes in the document.

### 1.2.3 Quality Assurance Approval Application

- Current NIOSH approval holders may use this type of application to submit new or updated Quality Assurance (QA) Manuals. This type of application is limited to current approval holders only.
- No other actions will be accepted under this type of application.
- QA Manual changes must include a revision history sheet showing the date and reason for revision.

**Note:** NIOSH will only accept QA Applications that request updates to the QA Manual. No other requested actions will be accepted under a QA Application. QA Applications will not be accepted until the requestor has at least one NIOSH-Approved product.

**In the “Reason for Application”** state the details of the changes to the QA Manual. Also, indicate the respirator(s) and manufacturing facility(ies) affected.

QA approval submissions must not affect the performance or design of the respirator(s) and must not result in a different type or level of protection. If the change(s) impact(s) any of these aspects of the covered respirator(s), then applicants must submit an Extension of Approval Application to address this (these) change(s).

### 1.2.4 Resubmission Application

- Resubmissions will only be accepted when allowed by NIOSH.
- Used for hardware or documentation previously denied by NIOSH.

If an application is for hardware or documentation that has been previously submitted to NIOSH and denied, select request type ‘Resubmittal of New’ or ‘Resubmittal of Extension’ as appropriate. The “Reason for Application” must include the changes made to address the respirator or documentation deficiencies, an explanation on how the respirator or documentation now meets NIOSH requirements, and the task number (TN) of the previously denied application. Failure to provide this information will result in the application being denied again.

### 1.2.5 Amended Application

- Amended applications are only accepted when requested by NIOSH.
- Used for open applications with an identified inaccuracy.
- Only the portion requested by NIOSH should be submitted.
- The AAR# and TN will remain the same.

### 1.2.6 Correlation Testing Only Application

- Choose this type of application if the respirator is being submitted to be correlated with NIOSH Standard Testing Procedures (STPs). NIOSH will only perform correlation testing using one of the [NIOSH Standard Test Procedures](#). The results of this testing cannot be used as pre-submission test data when submitting the respirator for NIOSH approval. No approval will be issued with a Correlation Testing Only Application.

**Independent or internal testing is still required prior to submission of the application. Explain what testing is required, by STP number. NIOSH will only test the number of samples specified in the STP or 42 CFR Part 84. Specify the number of trials in the “Reason for Application” section.**

## 1.3 Particulate Filter Information Pertaining to Air-Purifying Filtering Facepiece Respirators

42 CFR Part 84 requirements for particulate filters allow for a limited number of multiple approvals of one filter.

One filter can be approved as an N, R, and P class as well as for multiple efficiency levels (95, 99, 100). The protections listed on the approval label for the filter may identify only the class (N, R, P) and efficiency levels at which the filter is approved. The available multiple efficiency levels are:

R100/P99	N100/R99	N99/R95	N100/R95
R100/P95	N100/P99	N99/P95	N100/R99/P95
R99/P95	N100/P95	HE/P100	

No other combinations are permitted. If a filter is identified using a single part number, the least protective class approved in either configuration will appear on the label. If the approval holder wants to show different classifications based upon different configurations, different part numbers must be used for each configuration.

### 1.3.1 Approval Label Protections and Cautions and Limitations for Air-Purifying Filtering Facepiece Respirators

#### PROTECTIONS

N100-Particulate Filter (99.97% filter efficiency level) Effective against particulate aerosols free of oils; time use restrictions may apply.	R100-Particulate Filter (99.97% filter efficiency level) Effective against all particulate aerosols; time use restrictions may apply.	P100-Particulate Filter (99.97% filter efficiency level) Effective against all particulate aerosols.
N99-Particulate Filter (99% filter efficiency level) Effective against particulate aerosols free of oil; time use restrictions may apply.	R99-Particulate Filter (99% filter efficiency level) Effective against all particulate aerosols; time use restrictions may apply.	P99-Particulate Filter (99% filter efficiency level) Effective against all particulate aerosols.
N95-Particulate Filter (95% filter efficiency level) Effective against particulate aerosols free of oil; time use restrictions may apply.	R95-Particulate Filter (95% filter efficiency level) Effective against all particulate aerosols; time use restrictions may apply.	P95-Particulate Filter (95% filter efficiency level) Effective against all particulate aerosols.

#### CAUTIONS and LIMITATIONS

- A Not for use in atmospheres containing less than 19.5 percent oxygen.
- B Not for use in atmospheres immediately dangerous to life or health.
- C Do not exceed maximum use concentrations established by regulatory standards.
- J Failure to properly use and maintain this product could result in injury or death.
- M All approved respirators shall be selected, fitted, used, and maintained in accordance with MSHA, OSHA, and other applicable regulations.
- N Never substitute, modify, add, or omit parts. Use only exact replacement parts in the configuration as specified by the manufacturer.

- O Refer to User Instructions, or maintenance manuals for information on use and maintenance of these respirators.
- P NIOSH does not evaluate respirators for use as surgical masks.
- S Special or critical User Instructions or specific use limitations apply. Refer to User Instructions before donning.
- CC For entry, do not exceed maximum use concentrations established by regulatory standards.

## **Section 2    Specific Instructions for Preparing an Air-Purifying Filtering Facepiece Respirator Application Package**

*The paragraphs in this section are numbered to correspond to the different sections on version 8 of the Standard Application Form (SAF).*

### **1    Project Reference Numbers (Section C.1)**

Enter the three letter NIOSH-Assigned manufacturer's code.

Check box if the applicant currently has a NIOSH-Approved product.

Assign a unique reference number to this application.

This reference number must start with the three character NIOSH-Assigned manufacturer's code.

There is no character limit on this reference number. This number must appear on each hardware sample package and the payment. Never reuse the Applicant-Assigned Reference Number (AAR#) except on Amended Applications requested by NIOSH.

NIOSH assigns a unique Task Number (TN) to each project. This number is emailed to the applicant once the application is received along with accompanying documents, check or payment confirmation, and test samples (hardware). All inquiries must refer to either the NIOSH-Assigned TN or the AAR#.

### **2    Type of Applications (Section C.2)**

Select from: New Approval Application, Resubmission of New Approval Application, Extension of Approval Application, Resubmission of Extension of Approval Application, Quality Assurance Application, Correlation Testing Only Application, or Amended Application.

#### **New Approval Application**

- Used for new design, substantially modified design, or different type or level of protection requested for an existing NIOSH-Approved respirator.

#### **Resubmission of New Approval Application**

- Resubmission will only be accepted when allowed by NIOSH.
- Used for previously denied applications.

#### **Extension of Approval Application**

- A change is made to any document that was evaluated by NIOSH as part of an approval.
- A critical or major characteristic affecting performance or design (including Quality Assurance provisions) is altered on a previously approved respirator.
- One new accessory is added to a previously approved respirator.
- A change is made to an approval label, assembly matrix, User Instructions, or drawings.
- A private label request is made.
- A product is made obsolete.

#### **Resubmission of Extension of Approval Application**

- Resubmission will only be accepted when allowed by NIOSH.
- Used for previously denied applications.

### Quality Assurance Approval Application

- Current NIOSH approval holders may use this type of application to submit new or updated Quality Assurance (QA) Manuals. This type of application is limited to current approval holders only.
- No other actions will be accepted under this type of application.

### Correlation Testing Only Application

- Choose this type of application if the respirator is being submitted to be correlated with NIOSH Standard Test Procedures (STPs).
- The results of this testing cannot be used as pre-submission testing when submitting the respirator for NIOSH approval.
- Independent or internal testing is still required prior to submission of the application.
- Explain what testing is required and how many trials in the “Reason for Application.”
- No approval will be issued with a Correlation Testing Only Application.

### Amended Application

- Amended submissions are only accepted when requested by NIOSH.
- Used for open applications with an inaccuracy in the application.
- Only the portion requested by NIOSH should be submitted.
- The AAR# and TN will remain the same.

## 3 and 5 Prospective Approval Holder (Sections C.3 and C.5)

Enter the name of the prospective approval holder

**Status of Facility      Manufacturer/Approval Holder Name (if different than above).**

Check if the organization has submitted a request for approval for any respirator produced at this manufacturing plant in the last three years.

***Applicant*** – A person identified by the approval holder as completing and submitting the application.

***Primary Contact*** – Person who will receive the approval or denial letter and all correspondence concerning the application.

Only those persons identified to NIOSH by the manufacturer/approval holder as official company contacts should be listed on the application. Multiple contacts can be identified as required by the manufacturer/approval holder.

Enter Official Title.

Enter the first and last name, middle initial, and suffix for the applicant.

Enter the name of the prospective approval holder, if different from above.

Enter the manufacturing plant address.

Enter the manufacturing plant phone number.

Click “add contact” to add information for another person who can answer questions related to this application.



## 6 Date of Application (Section C.6)

Choose the date from the drop down calendar. The NIOSH date of application is when the application is assigned a TN by NIOSH.

## 7 Type of Product (Section C.7)

Select Air-Purifying Respirator since this application procedure applies only to Air-Purifying Filtering Facepiece Respirators.

## 8 Specific Questions Pertaining to Submission (Section C.8)

Is this a resubmittal of a previous application?

If Yes, enter the previous TN.

Is this an Amended Application?

Yes or No.

Is this submission application a result of field problem or site audit?

If Yes, enter the relevant TN(s).

Is the respirator intended for use in mines?

Not applicable.

Is this application dependent upon the approval of an application in process?

If Yes, specify the applicable AAR# or TN.

*If the same facepiece is being added as a private label, the second application cannot be approved until the first application is approved*

*If there are two or more applications that use the same assembly matrix, check the “yes” box and identify all subsequent applications in the Approval History. The second and subsequent applications using the same assembly matrix cannot be processed until the first application is approved.*

## 9 Reason for Application (Section C.9)

Provide a complete, concise, descriptive reason for the application. Do not provide information relating to respirator use or future respirator development. This is the information that will appear in the CEL.

### **The following must be addressed in the “Reason for Application”:**

- If the organization has submitted this APR FFR to the FDA for a pre-market notification to market this respirator as a medical device under [21 CFR Part 807 510\(K\)](#), include a copy of the FDA 510(K) letter indicating clearance, including the K number or the date of submission to the FDA.

**Note:** NIOSH approval will not be issued until the medical device clearance is received from the FDA if the approval holder plans to market as a medical device.

- Indicate if the organization intends to submit the respirator to the FDA for a pre-market notification to market this respirator as a medical device under section 510(K) now or in the future.

**Note:** Until the device is cleared by the FDA and approved by NIOSH, the manufacturer cannot make medical claims about the product.

- If the APR FFR contains or has been treated with an antimicrobial or antiviral treatment, include supporting documentation indicating FDA clearance, or specific data and third party verification that the treatment does not pose a hazard to the respirator user. In addition, applicants may also provide EPA data as evidence, but it is not required. Also include data supporting any claims being made about the treatment.
- If making respirators obsolete, include the TC numbers and model numbers in the “Reason for Application.”

List the TC numbers of all approvals affected by the application. If all of the TC numbers on the assembly matrix apply to the extension, the assembly matrix may be referenced instead of the individual TC numbers.

If an Extension of Approval Application is the result of a field problem, site audit, or product audit, state that fact and list any associated task numbers (TN) here. Also, list the Corrective Action Request (CAR) number associated with the application.

Please do not list “approval” as the “Reason for Application.”

Quality Assurance Approval Applications must state the details of the change(s) to the QA Manual and the respirator(s) and manufacturing facility(ies) affected. QA Approval Applications must not affect performance or design and must not result in a different type or level of protection.

Correlation Testing Only Applications must state which [NIOSH Standard Testing Procedure](#) is to be used and indicate how many trials are requested. Special correlation tests that are not consistent with a [NIOSH Standard Testing Procedure](#) will not be conducted unless previously agreed upon by NIOSH. An approval will not be issued with a Correlation Testing Only Application.

Resubmittals must state the modification(s) that was (were) made to address the rejection/denial, and demonstrate that the respirator or documentation now meets all requirements.

## 10 Approval History (Section C.10)

Provide additional information on Approval History and any other information pertaining to this application. Do not list additional requests in the Approval History.

If the application is one of a series being submitted, clearly list the AAR#s of all applications in the series. Include a suggested processing order. Include an explanation how the applications build upon each other. When using a common assembly matrix for the entire series of applications, place the assembly matrix in the last application of the series and reference the application in which it is located in all applications in the series. Applications in a series will not be approved until the entire series is complete.

List the application TN where the respirator was last tested by NIOSH.

### Example of a Well-Written Approval History for an Air-Purifying Filtering Facepiece Respirator:

The new filter media is documented on revised specification sheet ZM-FL-A02 Rev A. The change is documented in the respirator’s Bill of Materials (Item 2) on page 3 of drawing 103-01 Revision M. Testing of the filtering facepiece shows it meets the requirements of 42 CFR Part 84 for breathing resistance and efficiency.

The other filter layers have not changed since this respirator was granted NIOSH approval in TN-xxxxx. Happy Breathing Company is relying on the breathing resistance and filter efficiency data accompanying this submission, AAR#ph24, to obtain this approval. This change will be applicable to the XXX respirator and private labels YYY and ZZZ.

## 11 Description of Respirator (Section C.11)

Information for New Approval Applications and Extension of Approval Applications is entered in the SAF by selecting options from dropdown options. The respirator description fields vary based on the type of respirator selected. Both New Approval Applications and Extension of Approval Applications require a detailed narrative description.

Is this a joint SEI (CBRN NFPA) submission?

Yes or No.

**Note:** Not applicable for APR FFRs.

Is this an SEI retrofit respirator?

Yes or No.

Is this a CBRN Application?

Yes or No.

Select Type of CBRN, if applicable.

In this case, select APR if seeking CBRN approval.

Is testing required?

Yes or No.

Return sample hardware?

Yes or No.

**Note:** If No, NIOSH will dispose of the equipment.

Source of submitted samples – Choose from dropdown options:

Prototype, Regular Production Unit, Correlation Test Sample.

If no testing is required, please provide the reason.

Facepiece type – Choose from the dropdown options:

Filtering Facepiece, Full Facepiece, Half-Mask, Quarter-Mask, Mouthpiece, Hood, Helmet, or Tight-Fitting Full Facepiece with Neckdam Seal.

Fit – Choose from the dropdown options:

Tight-Fit, Loose-Fit, Both Tight- and Loose-Fit, or Mouthbit.

Is this respirator fit checkable?

Yes or No.

If the respirator contains electrical components, have the components been approved by MSHA for intrinsic safety?

Yes, No, or Not Applicable.

Does the respirator have an inhalation valve?

Yes or No.

Does the respirator have an exhalation valve?

Yes or No.

**Move to Air-Purifying Questions**

Type of AP Respirator – Choose from dropdown options:

Particulate Filtering, Gas/Vapor Removing, or Combination Gas/Vapor Removing and Particulate Filtering.

Mask Power – Choose from dropdown options:

Unpowered, Powered, or Both Powered and Unpowered Use.

How many filters?

Indicate the number of filters.

Are the filters replaceable?

Yes or No.

Filter Location – Choose from dropdown options:

Facepiece-Mounted, Chest-Mounted, Back-Mounted, Belt-Mounted, Hood-Mounted, or Helmet-Mounted.

Does this respirator protection cover more than a single gas?

Yes or No.

Does the respirator use cartridges or canisters?

Indicate either cartridges or canisters.

How many cartridges or canisters?

Indicate number of cartridges or canisters.

Cartridge or canister location – Choose from dropdown options:

Facepiece-Mounted, Chest-Mounted, Back-Mounted, Belt-Mounted, Hood-Mounted, or Helmet-Mounted.

Can the canister or cartridge be replaced?

Yes or No.

Does the canister or cartridge have an ESLI (EOSL)?

Yes or No.

Also provide a description of the respirator(s).

## 12 Intended Protection and Safety Design (Section C.12)

### Air-Purifying Respirators Only:

State all protections for which approval is requested. NIOSH does not permit the use of any form of chromium-impregnated sorbent material for nuisance levels due to the suspected carcinogenic effects.

## 13 Pre-Submission Performance Test Data and Statements (Section C.13)

Respirator pre-submission performance test data must accompany each application and must:

- Specify components used for test configuration by part number.
- Show units of measure for all test data (units of measure must match [42 CFR Part 84 subparts H through KK criteria](#)).
- Submit copies of actual test data with all results and conclusions.

To verify which tests need to be performed as part of the pre-submission testing, please refer to the [Respirator Test Selection Guide](#). NIOSH expects that the applicant will have performed each NIOSH test and any additional tests the applicants deem appropriate during the process of validating that the device meets NIOSH approval requirements.

### **Note** for resistance testing:

Applicant data must include resistance values for all of the related Filtering Facepiece Respirator configurations. This data must be representative of each complete respirator assembly seeking approval. For resistance testing, NIOSH will test and verify the highest and lowest resistance combinations reported by the applicant if multiple sizes or configurations are submitted.

### **Note** for efficiency or penetration testing:

For N series filters, three samples must be tested to full loading. The type of penetration is then determined, and the remaining 17 samples can be tested until they reach the same point of maximum penetration (highest point seen in the first three samples). [Refer to the Standard Testing Procedures for N series filters](#).

For P series filters, if the filter efficiency is decreasing when the 200 mg challenge point is reached, the test will be continued until there is no further decrease in efficiency (see [the Standard Testing Procedures for P series filters](#)).

## 14 Model Numbers and Product Trade Names (Section C.14)

*The information provided in this field is how the product will appear in the Certified Equipment List.*

A product trade name that uniquely identifies the respirator or family is required. This name will be listed in the [Certified Equipment List](#) for public reference. In version 8 of the SAF for a New Approval Application, the model number field can be blank, but the product trade name field must be completed before proceeding to the next data screen. A product trade name may indicate a protection but it may not imply use. Model numbers previously used for particulate filtering devices approved under 30 CFR 11 standards may not be reused or carried over to devices or configurations to be approved under 42 CFR Part 84 standards.

## 15 Test Samples (Hardware) (Section C.15)

Regular production units submitted for approval must be the result of actual manufacturing processes ([42 CFR 84.11\(e\)](#)). Applications will be denied if the test samples (hardware) provided for testing did not

go through the manufacturer's normal assembly, inspection, and test processes. Applications may be denied even if the component that failed is not related to the "Reason for Application."

Use the [Respirator Test Selection Guide](#) to determine the minimum number of hardware samples required for testing. Submit a sufficient number of hardware samples for testing at the time of application. The hardware samples must be sent under a separate cover from the application. In the application, and on the packing slip with the hardware samples, list the item by part number and description and indicate the quantity submitted for testing. Include a copy of the User Instructions in the box or shipping container with the hardware samples to be used for testing.

The outside of each box or shipping container and packing slip(s) should clearly indicate "Test Samples/Hardware" along with the name of the applicant, AAR#(s), part number(s), and quantity(ies). The hardware samples and any additional hardware samples requested by NIOSH must clearly show the part number on each item, regardless of how it is packaged. If additional hardware samples are requested by NIOSH, mark the shipment to the attention of the NIOSH employee requesting the samples. Include the AAR#, TN, and state "Additional Test Samples" on the outside of the box or shipping container. Cross-referenced lists will not be accepted.

The applicant must submit pre-paid return shipping labels or provide other return means with the hardware samples for any materials to be returned upon completion of testing. "Please Return Samples" should be indicated on the packing slip. If NIOSH denies an application based upon documentation issues, the application, and in most cases, all hardware samples will be returned.

NIOSH does not retain hardware samples for any completed projects, approved or denied. The hardware samples will be promptly destroyed unless the applicant indicates the samples should be returned and prepaid return shipping instructions are provided.

NIOSH is not responsible for customs charges. The applicant is responsible for all shipping costs and making all arrangements to clear the hardware samples through customs when shipping hardware samples to or from NIOSH.

The test sample hardware submitted with the application will be tested. No substitutions, additions, or deletions are permitted by the applicant once NIOSH receives the application. If NIOSH evaluators determine a need for additional testing, additional test samples (hardware) may be requested.

## **Saving the Application**

Once the application form has been completed, save the data file by selecting FILE, then SAVE AS, from the menu bar on the main menu screen.

## Section 3 Supplemental Information for Preparing an Air-Purifying Filtering Facepiece Respirator Application

### 3.1 Quality Assurance Documentation

Understanding the requirements of [42 CFR Part 84 Subpart E](#) and specific quality system characteristics as noted below are necessary to adequately develop and maintain Quality Assurance and quality control programs acceptable to NIOSH. Prior to obtaining any approvals under 42 CFR Part 84, all approval holders are required to have an approved Quality Assurance (QA) Manual on file at NIOSH.

If an organization has an approved QA Manual and there is no change, complete the applicable blocks on the SAF. If a previously approved QA Manual is being revised, it is not necessary to submit the entire manual. Submit only the sections that have been revised and an updated revision history sheet in a separate QA Application.

### 3.2 Quality Assurance Manual

Submit a Quality Assurance Manual that documents the following elements at a minimum:

- A. Statement of Quality Assurance.
  - Upper management approval of the manual (usually a signature).
  - A revision history sheet showing date and reason for revision.
  - A Table of Contents.
  - Management assurance that the QA system meets NIOSH requirements in [42 CFR 84 Subpart E](#).
- B. Description of Management Responsibilities as they relate to:
  - The company quality policy.
  - Personnel/organization structure necessary to carry out these provisions.
  - Verification of quality (internal auditing).
  - Quality system review.
  - International Standards Organization (ISO) Certification (if applicable).
- C. Structure of Quality System.
  - Identify how quality procedures and instructions are prepared and implemented.
- D. Contract Review Activities (as applicable).
- E. Design Control for aspects of safety, performance, and dependability of the product reliability programs.
- F. Control of All Documents and Data (control of engineering drawings, documentations, and changes).
- G. Quality in Purchasing.
- H. Control of Customer-Supplied Product (control of purchased material to include incoming inspection).
- I. Product Identification and Traceability.
- J. Control of Production Processes (lot identification, control of processes, manufacturing, fabrication, and assembly work conducted in the plant).
- K. All Areas of Inspection and Testing: Receiving, In Process, and Final Inspection.
- L. Control of Inspection, Measuring, and Test Equipment.
- M. Inspection and Test Status.
- N. Control of Non-Conforming Product.

- O. Corrective and Preventive Actions (as applicable).
- P. Inventory and Handling Controls.
- Q. Control of Quality Records.
- R. Internal Quality Audits (audit of final inspection of the completed product).
- S. Training.
- T. Servicing (as applicable).

**Note:** If the manual does not incorporate the specific elements within the document then the manual must link or list the Standard Operating Procedures (SOPs) for the various elements.

### **3.3 Product Quality Control Plan and Documentation**

Product Quality Control Plan (PQP) documentation is required to be submitted as part of an application to demonstrate to NIOSH the applicant's process characteristics involved in controlling and monitoring the quality of the respirator being manufactured.

Items that must be submitted are the:

- A. PQP flowcharts showing all inspection and test operations. Identify each procedure by AAR#. Inspection or test procedures must be clearly identified on the flow chart.
- B. Sampling plan and classification of defects document as described in [42 CFR Section 84.41](#) (c), (d), (e), (f), (g), and (h).
- C. In process inspection and test procedures for items listed on the assembly matrix.
- D. Final inspection and test procedures for the complete respirator and items listed on the assembly matrix.
- E. Simplified filtering facepiece drawing.
- F. Assembly matrix.



### 3.4 Fees

An application fee of \$200 is required at the time of submission for all approval requests. Checks are to be made payable to NIOSH, dated less than 30 days prior to the submission date, and contain the AAR#. The specific AAR# for the application must be written on the check. Checks older than 30 days may be returned. Separate checks are required for each application submitted. Do not issue multiple application fees on one check. Checks will be returned and application processing delayed.

NIOSH will not begin processing the request until all items (application, check, and test samples (hardware)) are received. For applicants utilizing [Pay.Gov](#), send a copy of the Pay.Gov receipt to the NIOSH NPPTL Records Room to facilitate linking the payment to the approval request.

As part of the Initial Review Process, an estimate of the costs anticipated to be incurred during the evaluation will be provided. An email from the initial reviewer will be sent to the applicant towards the end of the Initial Review Phase.

This estimate is prepared based on the "Reason for the Application," the number of approvals affected, and the assigned tests. In the event other testing or other additional cost items are identified after the acceptance of the original estimate, the company will be contacted and an addendum to the estimate will be forwarded for acceptance.

Once the applicant has provided authorization to the initial reviewer via email, the evaluation can begin. During the Final Review Phase, an invoice for all fees, including testing of equipment, incurred in the processing of an application will be generated. Invoices will contain specific payment instructions and identify authorized methods of payment, and will be provided to the approval holder for payment.

Respirator Approval Application-Based fees are as follows:

#### Administrative Fees:

Fee Type	Legal Citation	Amount	Due Date
<b>Application</b>	42 CFR §84.20(b)(1)	\$200 per application submitted.	Upon receipt of any application request. To be submitted with application.
<b>Approval</b>	42 CFR §84.20(b)(1)	\$100 per each certificate of approval issued.	Upon receipt of the invoice.
<b>Approval Modification</b>	42 CFR §84.20(b)(1)	\$50 per each certificate of approval modified.	Upon receipt of the invoice.
<b>Site Qualification</b>	42 CFR §84.20(b)(3)	<ul style="list-style-type: none"><li>• Existing approval holder, paper review: \$400 per each request to inspect new production facility.</li><li>• Prospective approval holders:<ul style="list-style-type: none"><li>▫ One day Domestic site visit - \$2,500.</li><li>▫ One day International site visit - \$7,500.</li></ul></li></ul>	Upon agreement on the date of the site qualification.

**Note:** For any modification to an existing approval, such as changes to User Instructions or PQP, the approval modification fee will be charged for all the approvals affected by this change. For example, if the User Instructions are revised due to a change in a specific respirator, but the same User Instructions are used on a family of respirators (example: family consists of 20 approvals), the approval modification fee of \$50 will be charged for all the approvals under that family of respirators (20 X \$50 = \$1000).

Testing fees will be charged in accordance with the following fee tables and will be due upon receipt of the invoice. The final letter (approval or denial) will be issued to the primary contact once all reviews are complete. The invoice is to be paid within 30 days after receipt.

### 3.5 Air-Purifying Filtering Facepiece Respirator Test Fees

All of these tests may not apply to the specific type of respirator being submitted. These fees apply only to Air-Purifying Filtering Facepiece Respirators.

0003 Exhalation Resistance	\$150.00
0004 Exhalation Valve Leakage	\$300.00
0005 IAA Fit Test	\$1,800.00
0005* Qualitative Fit Testing	\$1,800.00
0007 Inhalation Resistance	\$150.00
0051 Dioctyl Phthalate(DOP) P100	\$1,200.00
0052 Dioctyl Phthalate(DOP) P99	\$1,200.00
0053 Dioctyl Phthalate(DOP) P95	\$1,200.00
0054 Dioctyl Phthalate(DOP) R100	\$1,200.00
0055 Dioctyl Phthalate(DOP) R99	\$1,200.00
0056 Dioctyl Phthalate(DOP) R95	\$1,200.00
0057 NaCl (Salt) Particulate Testing N100	\$1,200.00
0058 NaCl (Salt) Particulate Testing N99	\$1,200.00
0059 NaCl (Salt) Particulate Testing N95	\$1,200.00
0067* Qualitative Fit Test, Bitrex or Saccharine	\$1,800.00

\* 0005 and 0067 fit testing is not performed on filtering facepieces except where, in the view of NIOSH, the respirator suspension is a novel design. Novel designs require this testing to verify the respirator performance. NIOSH can assign additional tests based on review and determination for additional tests. [Refer to 42 CFR Section 84.63\(d\)](#).

A single payment (check or pay.gov) for multiple invoices is allowed. Include the AAR#s for each associated application on the check or pay.gov receipt so they will be properly credited. Separate payments (check or pay.gov) will also be allowed for each application invoice.

For application fee invoices, included the TN number(s) associated with the payment. To indicate a final payment for a specific application(s), add a -F after the TN number(s) (TN-nnnn-F).

### 3.6 Annual (Fixed) Certification (Approval) Fees

[Annual \(fixed\) certification \(approval\) fees](#) will be invoiced to approval holders who hold active or obsolete certificates of approval. Invoices will be sent in September with payment due by October 30 of the applicable year. Invoices will itemize the number of manufacturing sites and approvals and apply the fees per the following table:

Respirator Certification (Approval) Fee Schedule A—Annual (Fixed) Fees

Fee Type	Legal Citation	Amount	Due Date
<b>Maintenance of Product Performance (Product Audit)</b>	42 CFR §84.20(b)(5)	<ul style="list-style-type: none"> <li>• Annual fee: \$761 per each approval holder</li> <li>• Variable fee: as billed by NIOSH based on the respirators chosen to be tested each year.</li> </ul>	October 30 of applicable year.
<b>Records Maintenance</b>	42 CFR §84.20(b)(1)	\$50 per every listed <sup>1</sup> approval on file with NIOSH on July 1 <sup>st</sup> of each year.	October 30 of applicable year.
<b>Quality Assurance Maintenance (Site Audit)</b>	42 CFR §84.20(b)(4)	<ul style="list-style-type: none"> <li>• Annual fee: \$3,000 per every manufacturing site registered with NIOSH.</li> <li>• Variable fee:<sup>2</sup> <ul style="list-style-type: none"> <li>▫ 1 day domestic audit - \$2,500 per site.</li> <li>▫ 2 day domestic audit - \$5,000 per site.</li> <li>▫ 1 day international audit - \$7,500 per site.</li> <li>▫ 2 day international audit - \$10,000 per site.</li> </ul> </li> </ul>	October 30 of applicable year.
<b>Maintenance of Testing and Approval Facilities</b>	42 CFR §84.20(b)(2)	\$34 per every listed <sup>1</sup> approval on file with NIOSH on July 1 <sup>st</sup> of each applicable year.	October 30 of applicable year.
<b>Maintenance of Test Equipment</b>	42 CFR §84.20(b)(2)	\$36 per every active <sup>3</sup> approval on file with NIOSH on July 1 <sup>st</sup> of each applicable year.	October 30 of applicable year.

1. "Listed" approvals include all active and obsolete approvals. The [Certified Equipment List](#) (CEL) reflects the current listed approvals maintained by NIOSH.
2. Applies to design as well as manufacturing sites.
3. Does not include obsolete approvals.

Checks are to be made payable to NIOSH, must be dated less than 30 days prior to the submission date, and must reference the AAR#, TN, or NIOSH invoice number.

### 3.7 Pay.Gov Instructions

Domestic applicants may use the electronic fees transfer program known as [Pay.Gov](https://pay.gov).

**Note:** Prior to making any payment of respirator approval fees, applicants must establish an account with [Pay.Gov](https://pay.gov).

- A. Follow the web link provided below:
  - a. Pay.Gov homepage: <https://pay.gov/paygov/homepage>.
- B. On the center of the web page click on the link “Click here to register” to start the process or go to the web page address provided below:
  - a. Registration: [Pay.gov - Register for a Pay.gov Account](https://pay.gov/paygov/homepage).
  - b. Read the User Responsibility Statement, fill in the box, and select accept.
  - c. Select the “Continue with Self Enrollment” tab.
  - d. Complete the required fields in the Online Self Enrollment form and then select “submit.”
  - e. Use Pay.Gov username and password to log into the Pay.Gov system from the homepage.
  - f. Access the forms necessary to submit payments online using this process.
- C. Fee Payment User Instructions
  - a. Open the Pay.Gov homepage.
  - b. Locate the “User Fee Form.”
    - i. Go to the Find Public Forms section below the login.
    - ii. Search for forms by three options:
      1. Form Name.
      2. Agency Name.
      3. Search Public Forms.
    - iii. Use one of three links listed on the six forms in the system for the Centers for Disease Control and Prevention (CDC).
      1. Form Name: CDC Royalty BMLA and User fee Form.
        - a. Select CDC User Fee Form.
      2. Agency Name: CDC Royalty BMLA and User Fee Form.
        - a. Select CDC User Fee Form.
      3. Search Forms: CDC Royalty BMLA and User Fee Form.
        - a. Select CDC User Fee Form.
      4. Click on the form name to open the online fillable form.
    - iv. Complete the Online CDC User Fee Form.
      1. Complete all mandatory blocks marked with asterisks.
      2. Under CDC Invoice Number, enter the three digit Applicant-Assigned Reference Number (AAR#).
        - a. If payment is for an existing Task Number (TN), enter the associated TN.
      3. For “Payment Options,” select the “NIOSH User Fee” from the three choices.
      4. Enter a short description in the comments block regarding the payment. Add any specific identifying information regarding the submission that may help in processing the payment.
  - c. When submitting the form, users will be prompted to enter their Automated Clearing House (ACH) debit information.

- D. Currently Pay.Gov accepts payment directly by the Automated Clearing House (ACH) feature or through credit or debit cards as follows:
- a. Credit Cards: Visa, MasterCard, American Express, and Discover.
  - b. Debit Cards: Visa and MasterCard processed only.

**Note:** More in-depth instructions and information can be found at [Pay.Gov homepage](#).

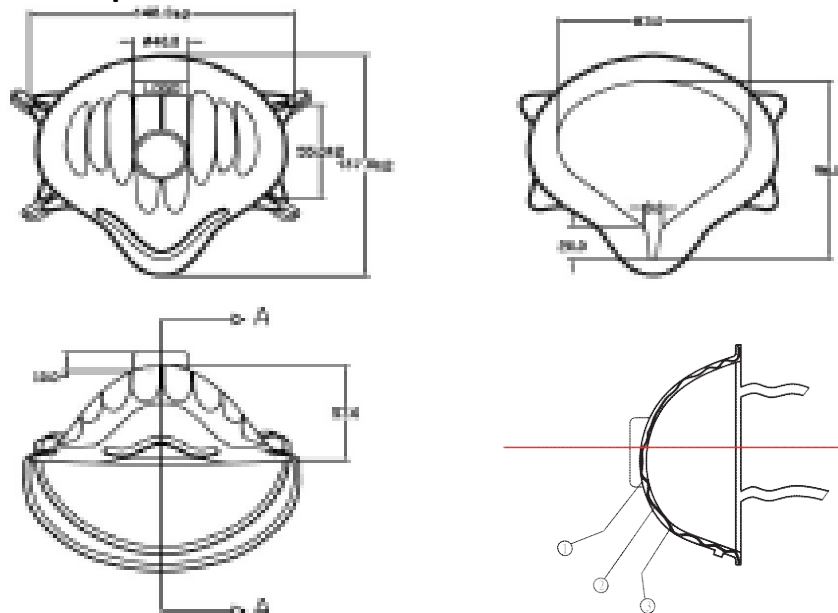
### 3.8 Drawings for an Air-Purifying Filtering Facepiece Respirator

All drawings must be in English. Drawings are accepted in Adobe PDF, ProEngineer, Autodesk, Smart Draw, and Corel Draw. Drawings should be named using the three character manufacturer's code followed by a unique identifier of the organization's choice, R for drawing, the revision level (e.g. a, b, c, etc.), and the file extension representing the software program (e.g., nnnnRa.dwg). All engineering and CAD drawings must be saved and submitted in full view mode. All engineering and CAD drawings must be submitted in black and white. The signature blocks on each submitted drawing must contain the initials or signature of the preparer and approver along with the approval date for the drawing revision.

#### 3.8.1 Exploded-View Drawing and Major Subassembly Drawing for an Air-Purifying Filtering Facepiece Respirator

For Filtering Facepiece Respirators, the exploded-view drawing is the major subassembly drawing and must include the complete respirator with critical or major dimensions, materials, and characteristics as listed on the [Filtering Facepiece Respirator drawing checklist](#). User Instructions do not need to be illustrated on the exploded-view drawing. Do not include future submissions or unapproved assemblies on the exploded-view drawing.

#### 3.8.2 Example of Exploded-View Drawing for an Air-Purifying Filtering Facepiece Respirators



#### 3.8.3 Material Specifications on Drawings for Air-Purifying Filtering Facepiece Respirators

For material specifications, use the criteria of affecting performance or design. For example, if an accessory would not affect the performance or design, materials could be identified as plastic, metal, rubber, etc. However, if the items do affect performance or design, the items would be identified as aluminum, butyl rubber, etc. The phrase “or equivalent” should not be used.

### 3.9 Component Vendors

If the applicant controls all specifications for the component, the component vendors do not need to be specified. If the applicant does not determine all specifications of the component, then the applicant

must provide the name of the vendor. In accordance with 42 CFR Sections 84.42 (c) and 84.43 (c) the approval holder is obligated to manufacture to the approved documentation. NIOSH reserves the right to revoke, for cause, any certificate of approval where it is found that the applicant's quality control test methods, equipment, or records do not ensure effective quality control over the respirator for which the approval was issued. See the [April 7, 2005 Letter to All Manufacturers on "Clarification of Supplier and Subcontractor Relationships"](#) for additional information.

### 3.10 Assembly Matrix

- An assembly matrix is a diagram of major subassemblies and accessories. It must be submitted electronically in Microsoft Excel 97 or later formats and it must be formatted as shown in the [example](#). The assembly matrix cannot be part of the exploded-view drawing.
- Most Filtering Facepiece Respirators have only one subassembly. With no replaceable parts, there are no components to replace. However, if any components are involved, additional subassembly drawings are required. The assembly matrix should have only one column for each size of Filtering Facepiece Respirator if no other accessories are used.
- An "X" placed in the wrong box on a label or assembly matrix could delay the approval process. Please verify the placement.
- Only one assembly matrix is necessary for a series of applications involving a common assembly matrix. This assembly matrix must be submitted with the last application in the series.
- The AAR# for the application that contains the assembly matrix must be identified in the Approval History section of each application in the series.
- When a new TC number is being requested, identify the rows for the new TC number using the numbering convention of "schedule#, AAR#, alpha character" in the TC number column. For example, for an APR Filtering Facepiece Respirator the schedule# is 84A, followed by the AAR# MOR699, the TC number cell for the first row (a) of the new approval, the numbering convention would be 84A-MOR699a. The second row would be numbered 84A-MOR699b, the third row would be numbered 84A-MOR699c, etc.
- "TC-" can only appear in the column heading; do not use "TC-" in the assembly matrix row.
- Features that describe the respirator cannot be listed on the assembly matrix as a separate column.
- Features associated with specific model numbers may be coupled together in the description column heading (e.g., Model 1201-EZ Flow, Model 1202-EZ Flow, etc.).
- The listing of User Instructions on Filtering Facepiece Respirator assembly matrices is allowable, but not required.
- More than one assembly matrix may be submitted with an application, if relevant.
- Columns with information or revised information may be lightly shaded.
- Future submissions or unapproved assemblies should not be shown on the assembly matrices.
- Blank cells need to be entirely blank. The cells should not contain any unnecessary information, spaces, embedded characters, hidden rows, or columns, etc.
- The complete respirator or the respirator components listed on the assembly matrix must exactly match those illustrated on the exploded-view drawing.

Some components may be an accessory on one approval and a required component on another. If a component is an accessory, this must be explained in the "Reason for Application." If this information is not clearly stated, NIOSH will consider the component required. The assembly matrix must list all major subassemblies and accessories.

The NIOSH evaluation status for each component or subassembly must be indicated as follows:

<b>X</b>	=	An existing component or respirator that has been previously tested and approved by NIOSH in this configuration.
<b>N</b>	=	A new component or respirator. If a new TC number has been requested, “N” must appear in every column across the entire row. If an Extension of Approval is requested, “N” should only appear in columns for respirators or components new to the approval.
<b>P</b>	=	Pending. A component or respirator submitted in an earlier application that is currently being evaluated by NIOSH.
<b>R</b>	=	A redesign or revision to an existing component or respirator where the part number has not changed. “R” is to be used indicating a change to any associated document with that component.
<b>-</b>	=	A component or respirator designated by the approval holder as obsolete. Do not use “double dash.” An obsolete item must be shown on the matrix as obsolete for the TC number/part number combination at least once. Once organizations have submitted an assembly matrix with obsolete items, they may drop these items from the matrix in future submissions. If obsoleting an approval, dash marks must appear in every block that a component for that approval was marked.
<b>A</b>	=	Accessory item. An item that does not affect the ability of a respirator to meet the requirements of 42 CFR Part 84. The approval remains in effect whether the accessory is used or not.

For easier review and evaluation, it is recommended that applicants lightly shade the rows and columns containing new or redesigned (N or R) components. If no cells are marked N or R, the applicant should reconsider whether an application for approval is required. If in doubt, call NIOSH NPPTL *Conformity Verification & Standards Development Branch* at (412) 386-4000.

### 3.11 Approval Labels and Private Labels

Approval labels used in User Instructions, on packaging, or on devices must be legible. Labeling requirements vary based on the type and intended use of the respirator. See [example label formats for Filtering Facepiece Respirators](#). The list of protections must be in the same order and identical to the matrix. Submit draft versions of the appropriate labels.

Labels must be submitted for a New Approval and for an Extensions of Approval when the components change. Labels must be created in Excel (97 or later) and follow the format of the [examples](#). Accessories may be listed on the approval label, but are not required. NIOSH will accept draft labels with the location of the Health and Human Services (HHS) and NIOSH logos noted. Logos are available on the [NIOSH NPPTL homepage](#). The applicant is responsible for inserting the logos during label production. Approval labels may not contain future submissions or show unapproved assemblies.

### 3.12 List of NIOSH Cautions and Limitations for an Air-Purifying Filtering Facepiece Respirator

Filtering Facepiece: A, B, C, J, M, N, O, P

- I Applies if the respirator contains electrical components and the intrinsic safety has not been evaluated and approved by MSHA or a recognized independent laboratory.
- S With unique or unusual design or critical operation requirements or a private label version.



### 3.13 Private Labeling Versus Private Packaging

#### Private Labeling

Approval Holder A enters into an agreement to allow Company B to sell Approval Holder A's respirator as being manufactured by Company B. All packaging, labeling, markings, User Instructions, and literature should indicate Company B. This approach appears to the user that the approval holder of the respirator is Company B. The only reference to the actual approval holder is in a Special Instructions "S" section. The respirator name, model number, and part number may or may not be the same as what is used by Approval Holder A. The NIOSH TC number will not be changed. Approval Holder A remains responsible for the respirator quality and all packaging, labeling, markings, and literature pertaining to the NIOSH approval. Approval Holder A must ensure that the private labeler does not misrepresent the NIOSH approval. Private labeling is always submitted to NIOSH by the approval holder for approval.

An Extension of Approval Application, submitted by the approval holder, is necessary for all private label requests. If a part number or model number changes, the Extension of Approval Application must be submitted showing this change in the assembly matrix and all labeling.

A Special Cautions and Limitation "S" is to be added to the private label approval label. A specific section titled "S-Special Instructions Section" is to be added to the private label User Instructions as follows:

*The model/part number "respirator type" has been manufactured by Company (Approval Holder A) for private label Company B under TC-XXY-nnnn.*

#### Private Packaging

Approval Holder A enters into an agreement to have its respirators sold by Company B. Company B puts the assembled respirator in a different or additional package. The respirator name, model number, part number, respirator labeling, markings, User Instructions, and literature show Approval Holder A as the approval holder. The packaging may represent Company B and its catalog or other reference number. However, this packaging must be done in a manner which does not mislead the user to think Company B is the approval holder. Clarifiers, such as "Sold by Company B and Manufactured by Approval Holder A" or "Made by Approval Holder A for Company B" must be included on the packaging. The NIOSH approval label will not be changed. Approval Holder A remains responsible for respirator quality and all packaging, labeling, markings, and literature that pertains to the NIOSH approval. Approval Holder A must ensure that the private packager does not misrepresent the NIOSH approval. NIOSH does not need to be notified of private packaging arrangements (no application needs to be submitted).

**Note:** Private packaging does not result in any changes to NIOSH documentation on file for the approved respirator configuration. User Instructions and NIOSH approval labels provided on or with the package must not be changed. Approval labels and the package artwork are part of the NIOSH documentation and therefore must not be changed to remain a private packaging arrangement.

For both private labeling and private packaging arrangements, the approval holder is responsible for notifying the private label or private package company of any changes in approval status, such as stop sale, rescission, or revocation.

### 3.14 User Instructions

User Instructions must be submitted to NIOSH for Filtering Facepiece Respirators. User Instructions may be listed, but are not required to be listed, on the assembly matrix for Filtering Facepiece Respirators. An

Extension of Approval Application is required for changes to the User Instructions. User Instructions and associated procedures such as maintenance requirements, inspection procedures, and donning and doffing instructions that pertain to the respirator submitted for approval must be submitted as a complete package. When there is a change, NIOSH will not accept only the amended pages. A complete User Instructions document must be submitted indicating what has been changed either by highlighting the changed items or a cover page listing the page numbers and detailing the paragraphs that were updated. The file description for the User Instructions must clearly and specifically identify the model or product line and revision level. Bold, underline, or otherwise to indicate all changes to the User Instructions from the prior revision level. When an approval has an issue or a performance issue, corrections to the User Instructions is not adequate to address the issue.

For caution and limitation “S”, Special or Critical User Instructions, noted on the approval label and listed in the User Instructions:

- Approval holders have discretion in what is identified as special cautions or limitations. To be “special” the specific attribute of the respirator must go beyond the standard cautions and limitations and be unique or unusual for the class of respirator.
- If the approval holder states “Special or Critical User Instructions or specific use limitations apply,” the Special or Critical User Instructions must be readily identified within a separate section of the User Instructions with the heading, “S - Special or Critical User Instructions.”
- Examples of special or critical instructions are special donning procedures, service life limitations, and private labeled respirators.

For private label respirators, the “S,” Special or Critical User Instructions section in the private label holder’s User Instructions will state:

*“The model/part number “respirator type” has been manufactured by Approval Holder A (Company) for private label Company B under TC-84A-nnnn.”*

If Special or Critical User Instructions or specific use limitations are stated, these items will be reviewed to ensure the items are correct and appropriate.

For all Filtering Facepiece Respirators that must be fit tested prior to use, the following Occupational Safety and Health Administration (OSHA) reference must be included in the User Instructions:

*Before occupational use of this respirator, a written respiratory protection program must be implemented meeting all the local government requirements. In the United States, employers must comply with [OSHA 29 CFR 1910.134](#) which includes medical evaluation, training, and fit testing.*

For all Air-Purifying Filtering Facepiece Respirators that include a nuisance level odor removal layer in the filter or other design, the following must be included in the User Instructions under a Special “S” titled listing:

*This respirator offers nuisance level relief from (type of odor (such as organic vapors)) that are below the permissible exposure limit (PEL). Nuisance level refers to concentrations not exceeding the OSHA PEL or other government occupational exposure limits, whichever is lower.*

#### Requirements Specific to Air-Purifying Filtering Facepiece Respirators

The approval label may be located on the container or box or inserted in the package or in the User Instructions. The location of the approval label and User Instructions within the final packaging arrangement, are to be stated either on the respirator drawing or as an attachment to these documents. Packaging artwork is not required, but will be accepted as fulfillment of this requirement.

### 3.15 Packaging Art Work and Carton Design

In accordance with [42 CFR Section 84.33](#), the applicant will submit full scale reproductions of approval labels and markings, and a sketch or description of the method of application and position on the harness, container, canister, cartridge, filter, or other component, together with the instructions for use and maintenance of the respirator.

Approval labels will include the HHS and NIOSH logos, the applicant's name and address, the approval number assigned by NIOSH, and, where appropriate, restrictions or limitations on use of the respirator. When additional labels, markings, or instructions are required, the applicant will be notified. Approval labels and markings will only be used by the applicant to whom the labels were issued. Legible reproductions or abbreviated forms of the label approved by NIOSH for use on each respirator will be attached to or printed on the following locations:

Respirator type	Label type	Location
Particulate Respirator	Entire	Respirator container and filter container.
	Abbreviated	Filters.

When a company receives and accepts a NIOSH approval, the company agrees to manufacture, inspect, and test the respirator as it stated in the documentation as approved by NIOSH. The company will maintain the PQP, as submitted and approved, and will not deviate from this plan. The plan will only be changed after the company submits a request to NIOSH and this plan change is reviewed and approved by NIOSH.

Each respirator, respirator component, and respirator container will, as required by NIOSH to assure quality control and proper use of the respirator, be labeled distinctly to show the name of the applicant, and the name and letters or numbers by which the respirator or respirator component is designated for trade purposes, and the lot number, serial number, or approximate date of manufacture.

NIOSH-Approved Particulate Filtering Facepiece Respirators advertised and marketed as “Surgical Masks” and used in the healthcare industry cannot indicate medical claims. NIOSH does not approve surgical masks.

Approval holders may not imply “use” for approved respirators.

Package advertising that is not permitted includes phrases such as:

“NIOSH-Approved Flu Respirator.”

A trade name implying use, such as “H1N1 Respirator and Flu Respirator.”

Packaging may include a phrase such as: “NIOSH-Approved P100 respirator; recommended by the approval holder for lacquer paints.”

### 3.16 Summary of Related Documents

Provide a complete and accurate listing of all new or revised files that pertain to the application. Give a specific filename to each controlled document submitted with the application. The summary of related

documents must precisely match the electronic files submitted. Applications may be returned without being processed if the summary is incorrect.

The following information must be included:

**Filename:**

XXX represents the three character NIOSH-Assigned manufacturer's code and should only appear on the application.

nnnn represents the unique characters chosen by the applicant.

The filename with extension must be listed, using [specific file naming conventions](#).

Spaces must not be used in filenames.

Filenames are derived from the controlled document number, not the AAR#.

For example, the filename for drawing 10222 revision A should be 10222Ra.dwg.

For future submissions of the same document, the only change to the filename will be to the revision level; the next submission of the drawing above would be 10222Rb.dwg. Files submitted using the AAR# as filenames will be returned.

**Document Type:**

Pretest data, drawing, assembly matrix, draft approval label, QA Manual, PQP, service life plan, User Instructions, etc.

**Description:**

Detailed description giving specific information identifying model name or number, revision level, drawing number, and title.

**Software program extension:**

The software program (including version) used to create the file.

nnnn = unique identifying characters.

a, b, c, etc. = revisions.

.xml, xls, etc = program used to create file.

In addition to the application file, the manufacturer must submit related project documents.

These documents must be in English and saved with the following file-naming conventions. Any files created in a language other than English will be returned unprocessed.

### 3.17 File Naming Conventions

Required Documents	Naming Convention Abbreviation	Acceptable Software Packages	File Naming Convention Format
Application Form	-	Adobe Acrobat Microsoft Access Java	XXXnnnn.PDF XXXnnnn.MDB XXXnnnn.xml
Pretest Data	PD	Adobe Acrobat Excel  Microsoft Word	nnnnPD.PDF nnnnPD.XLS nnnnPD.XLSX nnnnPD.DOC nnnnPD.DOCX
Drawings	R followed by revision level (if applicable)	Adobe Acrobat AutoCAD Scanned file	nnnnRa.PDF nnnnRb.DWG nnnnRc.TIF nnnnRd.GIF nnnnRe.JPG nnnnRf.BMP (a-f indicate various revision levels)
Assembly Matrix	AM followed by revision level (if applicable)	Excel	nnnnAMa.XLS nnnnAMb.XLSX
Draft approval labels	DL followed by revision level (if applicable)	Excel	nnnnDLa.XLS nnnnDLb.XLSX
QA Manual	QM followed by revision level (if applicable)	Adobe Acrobat Scanned file Excel  Microsoft Word	nnnnQMa.PDF nnnnQMb.TIF nnnnQMc.XLS nnnnQMd.XLSX nnnnQMe.DOC nnnnQMf.DOCX Plus one signed paper copy (a-f indicate various revision levels)
Product Quality Control Plan (PQP)	PQP followed by revision level (if applicable)	Adobe Acrobat Scanned file AutoCAD Excel  Microsoft Word	nnnnPQP.PDF nnnnPQP.TIF nnnnPQP.DWG nnnnPQP.XLS nnnnPQP.XLSX nnnnPQP.DOC nnnnPQP.DOCX
Fees	-	Paper or PAY.GOV only	Paper or PAY.GOV only
User Instructions	UI followed by revision level (if applicable)	Adobe Acrobat Scanned file Microsoft Word	nnnnUIa.PDF nnnnUIb.TIF nnnnUIc.DOC nnnnUId.DOCX (a-d indicate various revision levels)

- If “zipped” files are submitted, provide the individual filename, description, and program for each working file contained in the zipped file.
- If there is more than one User Instructions or assembly matrix, list each in the assembly matrix by name.
- If NIOSH has requested replacement files, give the replacement files the same name as the original files.
- Send replacement files only at the request of NIOSH, and send the replacement files directly to the NIOSH employee requesting the files. The requestor is responsible for having the corrected files posted to your project.

- NIOSH will only accept replacement or new files that have been requested by NIOSH.
- If FDA surgical mask clearance has been received, then the FDA 510K documentation must be included with the application, including the K number.
- NIOSH will only accept single documents under a single filename.
- Multiple documents under a single filename will not be accepted and the application may be denied.

## Section 4 Approvals and Denials

### 4.1 Approval Documentation

If the respirator complies with all of the requirements outlined in these procedures and 42 CFR Part 84, NIOSH will grant an approval and assign a TC number.

All submitted documentation and supporting test data will become part of the approval record. NIOSH will send a letter to the applicant's primary contact stating the nature of the approval and will return final approval label files, if applicable, with the appropriate approval documentation. Applicants may use consultants or authorized representatives as contacts for the application. These contacts may submit applications either by request of the company's primary contact or in place of the company's primary contact. Foreign companies may provide a U.S. contact as a consultant or authorized representative. For applicants using consultants or authorized representatives, the final letter of approval and enclosed documentation will be sent directly to the applicant with a copy of the approval letter to the consultant or authorized representative. All approval documentation and application discussions will still be done through the company's primary contact.

When application approval labels and assembly matrices contain rows of information for approvals other than the ones evaluated in the individual application under review, approval letters will indicate that only the approvals indicated (or marked requested) under the individual application are granted.

### 4.2 Denial Documentation

If the respirator fails to meet the requirements of 42 CFR Part 84, the application will be denied and all documentation, CD-Rs or DVD-Rs, and sample hardware will be returned or destroyed. NIOSH will not retain documentation or sample hardware for any respirator that has failed to meet all of the requirements. If NIOSH denies an application based upon documentation issues, the application, CD-Rs or DVD-Rs, and all sample hardware will be returned to the applicant's U.S. or Canadian address or authorized representative. It is recommended that foreign applicants have and use their U.S. representative's address on return shipping labels.

**Note:** If any failure occurs in a series of applications, all related applications will also be denied.

Subsequent requests for approval of previously failed units must be submitted with all associated documentation and the reason for failure must be addressed.

### 4.3 Denial Prior to Assignment of a Task Number

Some of the reasons applications will not be accepted and will be denied prior to issuance of a TN include:

- An application is assigned a previously used AAR#.
- A major section of the application such as the assembly matrix, QA Manual, approval labels, pretest data, User Instructions, or drawing package is missing, in an unacceptable file format, or uses an unacceptable file naming convention.
- Sample hardware, application package, and payment are not received within two weeks of one another.
- Shipping boxes contain sample hardware associated with different applications and without separate packaging to indicate what sample hardware goes with each application.
- Packages of sample hardware received within the same box are not clearly labeled.
- An assembly matrix is not associated with every application (except QA Applications).

- A complete file list is not included in the related documents section of the application.

#### **4.4 Denial of a Project Undergoing NIOSH Evaluation**

Some of the reasons why applications may be denied after issuance of a TN include:

- Assembly matrix, exploded-view drawing, approval labels, or major subassembly drawings are incorrect (content or format) or show unapproved assemblies.
- Pre-submission test data is not complete. For example, it does not include total resistance on the complete assembly or all assemblies involved in the submission(s).
- Sample hardware submitted does not match subassembly drawings, part numbers, or the assembly matrix drawing.
- Drawings are not in accordance with the documentation control procedures stated in the applicant's Quality Assurance Manual.
- Additional information requested by NIOSH is not received within two weeks of the date requested.
- The application is for a new or unique respirator which cannot be approved under current regulations for which there is no existing NIOSH policy (e.g., smoke hoods, SAR with pneumatic tools, etc.).
- Applicant's pre-submission test data indicates that the respirator would fail the NIOSH regulatory test requirements or the appropriate pretest data is not submitted with the application.
- The official submission either (1) requested approval of two respirators of different basic designs (includes submitting a filter media and alternate in the same application) or (2) requested a New Approval and an Extension of Approval in the same application.
- The Standard Application Form (SAF) has errors, deficiencies, or is incorrect.
- Items on the assembly matrix do not correspond exactly to the "Reason for Application," drawing revision levels are wrong, components on the exploded-view drawing are improperly numbered, or documents are otherwise incorrect.
- Protection or intended use claims have not been requested or approval has not been obtained from other governing agencies (such as FDA for surgical masks or medical claims).
- QA documentation does not have sufficient inspections identified, is missing required inspection steps, or inspections identified are not sufficient to meet the NIOSH requirements.
- The Quality Assurance Application includes other documents, such as a PQP or inspection procedures, in addition to or instead of the Quality Assurance Manual.
- Too many changes to many approvals and the changes are not related (many changes to many approvals).

#### **4.5 Respirator Certification (Approval) Program Decision Review Process**

NIOSH NPPTL has a structured [Decision Review Process](#) that enables applicants to request a review of decisions regarding NIOSH NPPTL policy statements, test procedures, and test results pertaining to ongoing respirator approval activities.



## Section 5 Respirator Tests for an Air-Purifying Filtering Facepiece Respirator

Item	Respirator Type	*NIOSH Test #	Title	Total Materials Needed
5a	Air-Purifying Filtering Facepiece  42 CFR 84  Particulate	<a href="#">TEB-APR-STP-0003</a>	Determination of Exhalation Resistance.	3 Exhalation valve assemblies (if present). 26 Filtering facepieces for each type.
		<a href="#">TEB-APR-STP-0004</a>	Determination of Exhalation Valve Leakage.	
		<a href="#">TEB-APR-STP-0007</a>	Determination of Inhalation Resistance.	
		<a href="#">TEB-APR-STP-0051</a>	Determination of Particulate Filter Efficiency Level for P100 Series Filters Against Liquid Particulates for Non-Powered Air-Purifying Respirators.	
		<a href="#">TEB-APR-STP-0052</a>	Determination of Particulate Filter Efficiency Level for P99 Series Filters Against Liquid Particulates for Non-Powered Air-Purifying Respirators.	
		<a href="#">TEB-APR-STP-0053</a>	Determination of Particulate Filter Efficiency Level for P95 Series Filters Against Liquid Particulates for Non-Powered Air-Purifying Respirators.	
		<a href="#">TEB-APR-STP-0054</a>	Determination of Particulate Filter Efficiency Level for R100 Series Filters Against Liquid Particulates for Non-Powered Air-Purifying Respirators.	
		<a href="#">TEB-APR-STP-0055</a>	Determination of Particulate Filter Efficiency Level for R99 Series Filters Against Liquid Particulates for Non-Powered Air-Purifying Respirators.	
		<a href="#">TEB-APR-STP-0056</a>	Determination of Particulate Filter Efficiency Level for R95 Series Filters Against Liquid Particulates for Non-Powered Air-Purifying Respirators.	
		<a href="#">TEB-APR-STP-0057</a>	Determination of Particulate Filter Efficiency Level for N100 Series Filters Against Solid Particulates for Non-Powered Air-Purifying Respirators.	
		<a href="#">TEB-APR-STP-0058</a>	Determination of Particulate Filter Efficiency Level for N99 Series Filters Against Solid Particulates for Non-Powered Air-Purifying Respirators.	
		<a href="#">TEB-APR-STP-0059</a>	Determination of Particulate Filter Efficiency Level for N95 Series Filters Against Solid Particulates for Non-Powered Air-Purifying Respirators.	

\*Actual test selected may vary depending on design and intended use.

\*0005 and 0067 fit testing is not performed on Filtering Facepiece Respirators except where in the view of NIOSH the respirator suspension is a novel design. Novel designs require this testing to verify the respirator performance. NIOSH can assign additional testing based on review and determination for additional tests. Refer to [42 CFR 84.63\(d\)](#).

## Section 6 Air-Purifying Filtering Facepiece Respirator Checklists

*The following checklists will be used by NIOSH to review submitted documents for compliance to this procedure and 42 CFR Part 84. It is recommended that applicants review their documents using these checklists prior to submitting applications to NIOSH. These checklists may not be all-inclusive.*

### 6.1 NIOSH Respirator Application Checklist

1. \_\_\_\_\_ The AAR# is unique to the application.
2. \_\_\_\_\_ All the applicable sections of the SAF are complete.
3. \_\_\_\_\_ The “Reason for Application” accurately reflects why the application is being submitted (e.g., New Approval, Extension of Approval, Quality Assurance Approval, Correlation Testing Only, Resubmission of a New Approval, Resubmission of an Extension of Approval, or Amended Application).
4. \_\_\_\_\_ The NIOSH TN where this (these) respirator(s) were last tested has been identified.
5. \_\_\_\_\_ All the files included with the application are listed in the SAF.
6. \_\_\_\_\_ All the files supplied are in the acceptable file formats.
7. \_\_\_\_\_ All the files are properly identified/listed in the SAF.

#### If Test Samples (Hardware)

8. \_\_\_\_\_ Shipped under a separate cover.
9. \_\_\_\_\_ The individual test samples (hardware) for evaluation are identified with the AAR# and part numbers.
10. \_\_\_\_\_ The individual test samples (hardware) for evaluation are referenced on the assembly matrix.
11. \_\_\_\_\_ The shipping container/box is marked with the associated AAR# and/or TN.
12. \_\_\_\_\_ The testing samples (hardware) package includes a packing slip identifying the item(s) and quantity(ies) shipped.

#### Fees

13. \_\_\_\_\_ The application fee check or electronic funds transfer (Pay.Gov) receipt for \$200 is included.
14. \_\_\_\_\_ The fee check is dated less than 30 days before the submission date of the application.
15. \_\_\_\_\_ The check is payable to NIOSH.
16. \_\_\_\_\_ The check includes the EIN, if a U.S. company or subsidiary.
17. \_\_\_\_\_ The check includes the AAR#.

#### Assembly Matrix

18. \_\_\_\_\_ The assembly matrix matches what is listed in the “Reason for Application” section of the SAF. All applications, except QA Applications, require an assembly matrix.
19. \_\_\_\_\_ The assembly matrix and SAF represent the actual configuration of the new or modified approval.
20. \_\_\_\_\_ The “Reason for Application” accurately reflects what is being requested (e.g., New Approvals, Extension of Approval, Quality Assurance Approval, Correlation Testing Only, Resubmission of a New Approval, Resubmission of an Extension of Approval, or Amended Application).
21. \_\_\_\_\_ R’s are placed in the boxes that are associated with any change to the referenced components, including drawings, PQP’s, inspection procedures, or any other documents.

#### Drawings

22. \_\_\_\_\_ The necessary new or revised drawings are included in the application documents.
23. \_\_\_\_\_ The revision levels on all drawings match those listed on the assembly matrix.
24. \_\_\_\_\_ Item numbers on the exploded-view drawing match the item numbers on the assembly matrix.

25. \_\_\_\_\_ All required information is present on the Filtering Facepiece Respirator drawings, as indicated on the appropriate checklists.

#### **Labels**

26. \_\_\_\_\_ All applicable draft approval labels are included with the application (respirator, along with other labels as required).
27. \_\_\_\_\_ The assemblies identified on the label match those identified on the matrix (or matrices) with the possible exception of accessories and User Instructions.
28. \_\_\_\_\_ The abbreviated labels, primary company, and private label company, if applicable, are listed and shown on page two of the drawings.
29. \_\_\_\_\_ All the part numbers on the approval labels match the part numbers listed in the assembly matrix.

#### **Cautions and Limitations**

30. \_\_\_\_\_ All appropriate cautions and limitations statements are identified on the individual approvals.
31. \_\_\_\_\_ All cautions and limitations statements referred to on the approvals are stated on the label(s).

#### **User Instructions**

32. \_\_\_\_\_ The User Instructions include all the required information e.g., [OSHA 1910.134](#) statement on fit testing, donning instructions, assembly instructions, additional warnings and cautions, private label statement (as required), name and contact information of the appropriate company, and other information outlined in the [September 3, 2008, Letter to All Manufacturers 2008. Filtering Facepiece Respirator Labels](#).

#### **Final Review of Application Documents**

33. \_\_\_\_\_ All documents have been verified for the correct revision numbers and the revision levels match what is listed in the SAF.
34. \_\_\_\_\_ Pre-submission testing indicating that all performance requirements specified in 42 CFR Part 84 is provided in the application and is complete.

## 6.2 Drawing Checklist for an Air-Purifying Filtering Facepiece Respirator

The filtering facepiece drawing may serve as both the exploded-view and major subassembly drawing.

1. \_\_\_\_\_ Drawing contains all assemblies and accessories that appear on the assembly matrix (except the User Instructions).
2. \_\_\_\_\_ Parts that are obsolete from the matrix should not appear on the exploded-view drawing.
3. \_\_\_\_\_ The reference numbering on the exploded-view drawing matches the reference numbering on the assembly matrix. All matrix assemblies are represented on the exploded-view drawing and there are no extra assemblies on the exploded-view drawing. For every reference number on the drawing there is a corresponding number on the matrix, and vice versa.
4. \_\_\_\_\_ The drawing is properly titled, signed/initialed, numbered, dated, and contains a revision level.
5. \_\_\_\_\_ Dimensions for facepiece, liner, valve, straps, and nosepiece are listed.
6. \_\_\_\_\_ Material specification for filter media, valve, nosepiece, straps, and liner is listed.
7. \_\_\_\_\_ Vendor and part number for the components are listed, if no material specifications are listed.
8. \_\_\_\_\_ The location of nosepiece, liner, straps, and valve are listed.
9. \_\_\_\_\_ Part number and location are listed.
10. \_\_\_\_\_ The lot number is located on the mask or packaging.
  - a. \_\_\_\_\_ The code or date of manufacture is included.
11. \_\_\_\_\_ Expiration date is listed, if applicable.
12. \_\_\_\_\_ The Filter efficiency (N95, N99, N100, etc.) including nuisance protections is listed.
13. \_\_\_\_\_ Filters containing carbon layers include a statement that carbon is chromium free.
14. \_\_\_\_\_ Final filter media form is listed/shown (pleated, flat, etc.).
15. \_\_\_\_\_ Filtering mechanism is listed (electrostatic, mechanical, or other).
16. \_\_\_\_\_ If the filter specification is not determined by the respirator manufacturer, the vendor for filter material is listed.
17. \_\_\_\_\_ The length of the straps and method of attachment is listed.
18. \_\_\_\_\_ Elasticity is listed as a percentage or maximum length (a known force should be identified as well).
19. \_\_\_\_\_ Where staples or sonic welds are used to fasten straps, the drawing clearly lists whether or not the attachment points are within the breathing zone (Reference the [November 15, 2000 Letter to All Manufacturers](#)).
20. \_\_\_\_\_ The drawing lists the abbreviated and, as applicable, private label abbreviated labels on page two.
  - a. \_\_\_\_\_ The location and the color (purple or magenta in any part of the body) is listed on the drawing for P100 filtering facepieces.
21. \_\_\_\_\_ The drawing contains the inspection procedures or the relevant document number(s).

## 6.3 Private Label Checklist for an Air-Purifying Filtering Facepiece Respirator

1. \_\_\_\_\_ An assembly matrix showing private label version under current approval (TC) number is included.
2. \_\_\_\_\_ If private label FFR is a different model/part number than primary approval holder's number, part number and description are in a new separate column on the matrix.
3. \_\_\_\_\_ If the private label is the same model/part number as the primary approval holder's model/part number, the approval holder name and private label company name are in the description column of the primary Filtering Facepiece Respirator model/part number.
4. \_\_\_\_\_ The private label abbreviated label is included on page two of the drawing.
  - A. \_\_\_\_\_ Abbreviated label must include the following items:
    - a. Private label company name.
    - b. NIOSH is printed in block letters.
    - c. Appropriate approval (TC) number.
    - d. Protection (N95, R95, P95, etc.).
    - e. Model or part number.
    - f. The lot or date code is included on the label or packaging.
  - B. \_\_\_\_\_ A draft of the full private label approval label is included and includes cautions and limitations special "S."
  - C. \_\_\_\_\_ Private label User Instructions are included.
  - D. \_\_\_\_\_ "S" Special User Instructions section is required with the statement:  
Model nnnn Filtering Facepiece Respirator has been manufactured  
by approval holder xxx for private label company yyyy under TC-  
84A-nnnn.
  - E. \_\_\_\_\_ Contact information and a contact person must be identified wither in the application or on a separate sheet.

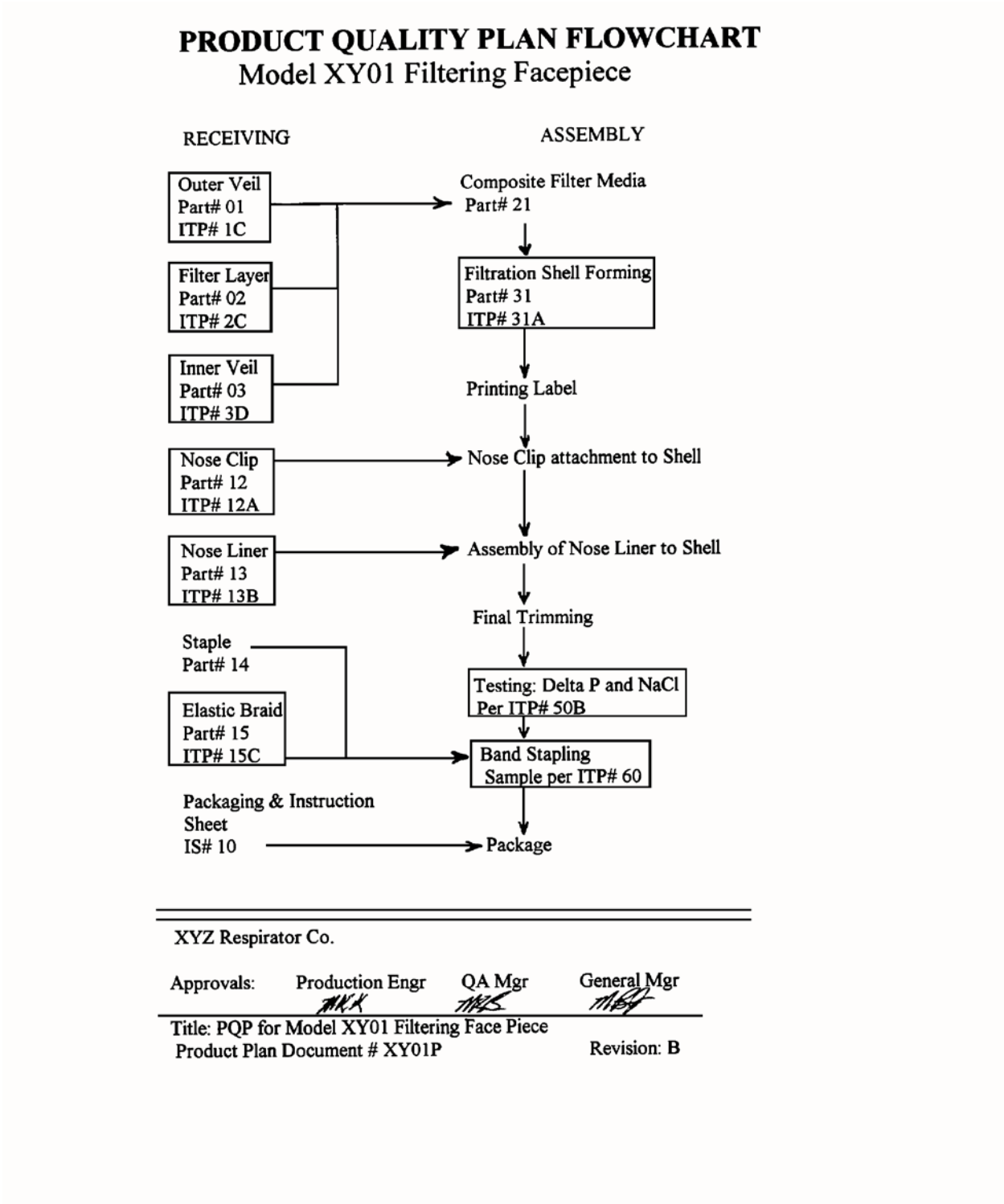
## 6.4 Assembly Matrix Checklist for an Air-Purifying Filtering Facepiece Respirator

This checklist corresponds to the [Example Assembly Matrix](#) in section 7.1.

1. \_\_\_\_\_ The title of the document is indicated on the top of the page.
2. \_\_\_\_\_ The assembly matrix has the following information in the top right corner of the page:
  - a. Title.
  - b. Applicant's name and address.
3. \_\_\_\_\_ The following is indicated below the key box:
  - a. Date.
  - b. Revision level, if applicable.
4. \_\_\_\_\_ New drawings submitted with the application or the drawing revision level reflects the current revision level on file at NIOSH. If the drawing has changed from what is currently on file at NIOSH, the altered drawing needs submitted with the appropriate revision level noted. If the drawing is within another application at NIOSH, this information must be identified in the "Reason for Application" section.
5. \_\_\_\_\_ The numbering system used for assemblies shown on the matrix and exploded-view drawing match.
6. \_\_\_\_\_ The part number marked on the component must appear in the part number row (model numbers optional).
7. \_\_\_\_\_ Features that describe the respirator are not listed as a separate column on the matrix. Features associated with specific model numbers may be coupled together in the description (e.g., Model 1201 with Nuisance OV).
8. \_\_\_\_\_ Top row **(A)** must be a general category, i.e., facepiece, etc. Accessories must be included. "Alternate" will be in the column heading if there are more than one of the same assemblies.
9. \_\_\_\_\_ List the NIOSH TN **(B)** where the component was last tested in the bottom row. If new, indicate N.
10. \_\_\_\_\_ The AAR# **(C)** appears in the first column from the left.
11. \_\_\_\_\_ The TC number **(D)** appears in the second column from left.
  - a. A new TC number is listed in the proper format: schedule# and AAR# followed by an alpha character.
  - b. List "TC-" only in the category heading.
12. \_\_\_\_\_ The list of protections **(E)** appears in the third column from left.
  - a. Verify the list matches the protections listed in the SAF. See the complete list of protections and cautions and limitations.
13. \_\_\_\_\_ The key box **(F)** must use only the characters X, N, P, R, -, or A.
14. \_\_\_\_\_ TN/AAR# of the previously approved/pending matrix **(G)** is noted above the right-hand side of the table.
15. \_\_\_\_\_ Current exploded-view drawing number **(H)** and revision is located directly below the TN/AAR# of the previously approved/pending matrix.
16. \_\_\_\_\_ A column for the part number/revision level of the User Instructions can be used, but this is not a requirement for Filtering Facepiece Respirators (FFR).

Section 7 - Document Examples for an Air-Purifying Filtering Facepiece Respirator

7.1 Example of a Product Quality Control Plan Flowchart for an Air-Purifying Filtering Facepiece Respirator



**(F)** Key:  
 X=Currently Approved Configuration  
 N=New Component or Configuration  
 "- "=Obsolete  
 R=Redesign  
 P=Pending  
 A=Accessory

Double Wing Manufacturing  
 1234 Manufacture Lane  
 Pittsburgh, Pennsylvania, USA  
 Phone: 412-555-1212

Date: August 1, 2015

Revision: 1

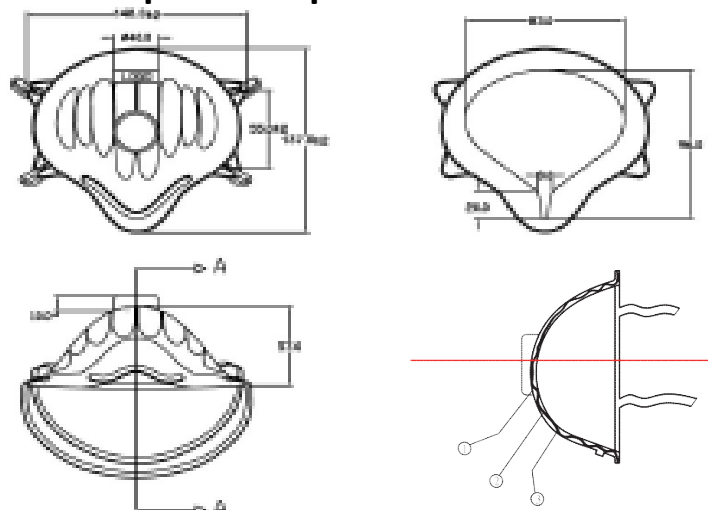
**(G)** TN or AAR# of Previously Approved or Pending Matrix

**(H)** Exploded-View Drawing Number: N/A; See Simplified Drawing of each Facepiece

			<b>(A)</b> Respirator		
			Description	DW1000 N95	DW1000V N95V
			Revision	0	0
			Drawing Number	DWM001	DWM002
<b>(C)</b>	<b>(D)</b>	<b>(E)</b>	Model/Part Number	123456	123457
Applicant- Assigned Reference Number	NIOSH Approval Number, TC-	Protection			
DWM101	84A-1234	N95		X	
DWM102	84A-1235	N95			R
NIOSH Task Number: Where component was last tested (If new, indicate as "N")			<b>(B)</b>	TN-16000	TN-16001



### 7.3 Example of an Exploded-View Drawing for an Air-Purifying Filtering Facepiece Respirator



## Section A-A

**Notes:**

Single drawing covering both exploded-view and subassembly. See product quality control plan (filename DW1000PQP) for material type, test specifications, classification of defects, test methods, and process flow charts.

**Final filter media shape will be cup type:**

- a. Outer layer can be either 10 gm/m<sup>2</sup> polyester or 30 gm/m<sup>2</sup> PP.

**Filtering Mechanism: Electrostatic:**

- Media type: Electrostatic.
- Melt blown filter media, Polypropylene.
- Basis weight of filter media, 30 gm/m<sup>2</sup>, 2 layers.
- Carbon material: The carbon layer, item 2, is chromium free.

### Length and elasticity of head straps:

- Upper strap: 11 ½ +/- ¼".
- Lower strap: 10 ½ +/- ¼".
- Elasticity: 2.5 kgs at full extended length.

### Alternate methods of attaching head straps by welding or stapling

- a. Attachment point not in the breathing zone.

**Logo marking indicates location of part number and abbreviated NIOSH label.**

**Lot number is located on the bottom of the final packaging box.**

**Nosepiece: 100 mm long X 5 mm wide X 1 mm thick.**

- a. Material: Aluminum.

Reference Standard Operating Procedure  
DW1000LN for lot numbering system.

Approved	Double Wing Manufacturing, Pittsburgh, PA		
Drawing: DWW 7/25/2015	Part Number: 123456		Title: Filtering Facepiece DW1000 N95
Release: DDW 7/26/2015	Scale: NTS	Rev: 0	Drawing Number: DWM001

## 7.4 Example of an Approval Label for an Air-Purifying Filtering Facepiece Respirator



Double Wing Manufacturing Company  
Almost Heaven, West Virginia, USA  
1-800-123-4567



This respirator is approved only in the following configuration:

TC-	Protection <sup>1</sup>	Respirator	Cautions and Limitations <sup>2</sup>
		Whisper	
84A-AARa	N95	X	ABCJMNOP

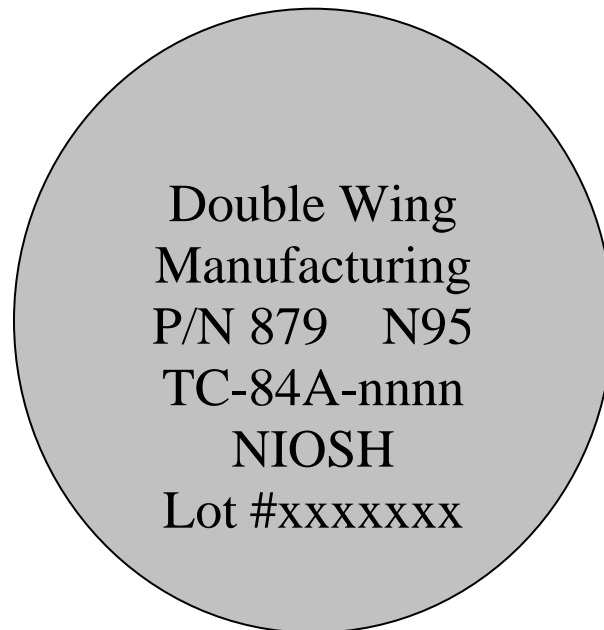
### 1. Protection

N95 - Particulate Filter (95% filter efficiency level).  
Effective against particulate aerosols free of oil; time use restrictions may apply.

### 2. Cautions and Limitations

- A Not for use in atmospheres containing less than 19.5% oxygen.
- B Not for use in atmospheres immediately dangerous to life or health.
- C Do not exceed maximum use concentrations established by regulatory standards.
- J Failure to properly use and maintain this product could result in injury or death.
- M All approved respirators shall be selected, fitted, used, and maintained in accordance with MSHA, OSHA, and other applicable regulations.
- N Never substitute, modify, add, or omit parts. Use only exact replacement parts in the configuration as specified by the manufacturer.
- O Refer to User Instructions and/or maintenance manuals for information on use and maintenance of these respirators.
- P NIOSH does not evaluate respirators for use as surgical masks.

## 7.5 Example of an Abbreviated Label for an Air-Purifying Filtering Facepiece Respirator



### Filtering Facepiece Version

**Note:**

The company name must be completely spelled out or in a NIOSH acceptable abbreviation. Contact NIOSH for acceptability of abbreviation.

In addition:

- The part number must be shown.
- The protections provided by the filter must be accurately listed.
- Multiple protection identifiers, as listed on the full filter label, are separated by a forward slash.
- A lot number or other production tracking identifier must be provided on the respirator or container.
- The word “NIOSH” must be shown in all capital letters.
- The NIOSH approval number must be printed on the respirator as part of the abbreviated label.
- All information must be provided in a legible typeface readable by the user. This information must be on the facepiece, exhalation valve cover, or the head straps.
- The P100 series of filters must be purple or magenta in color.

## Section 8 - Label Format Guidance

- Labels for Filtering Facepiece Respirators must be completed in the assembly matrix format shown in the preceding examples.
- The TC number is listed in the far left column. For initial submissions, the TC number is the schedule# and AAR# followed by an alpha character, exactly as in the assembly matrix. This links the approval label to the application and assembly matrix. Upon approval, NIOSH will insert the TC number. "TC-" can only appear in the column heading, not in the row.
- Protections are the second column from the left.
- Cautions and limitations are the far right column.
- The component columns must list all of the major subassemblies and accessories and can be in any order that the applicant chooses.
- Anytime more than one of the same subassemblies for a respirator configuration is listed on the approval label, the subassemblies must be identified as alternate components by adding "Alternate" to the column heading. X is the only character that may be used in the body of the approval label to designate an approved component.
- If a component is offered as an accessory, the category must be labeled as "accessory" (e.g., "Accessory Cover").
- Empty rows are not permitted. Approval labels must not be color coded.
- Wording of the standard protections and cautions and limitations must be identical to the NIOSH samples. Only appropriate cautions and limitations may be listed. For example, if only cautions and limitations A, C, and G apply, then only A, C, and G can be footnoted at the bottom of the label.
- The abbreviated label mounted on Filtering Facepiece Respirators must clearly indicate the approval holder's name, filter series, part number, lot number, the acronym "NIOSH," and the TC number. The lot number only needs to appear on the container.
- If all respirators on the label are of the same series or family, text may be added to identify the respirator series or family, e.g., Model A Filtering Facepieces. This heading is optional on all approval labels.
- Non-NIOSH approval identifiers cannot be represented on any NIOSH labels. Applicants may use additional areas on the component to identify any other applicable approvals such as the European CE approval. However, this information must be separate from the NIOSH approval label.
- If the label will not fit on the container, it must be included inside the container. If the label is inserted, the container must say "NIOSH-Approved - see insert." The insert may consist of the approval label or the User Instructions containing the approval label.
- The statement "Time use restrictions may apply" refers to the potential limited filter life associated with degradation of the filter efficiency as the result of exposure to aerosols in the workplace. The service life is dependent upon the concentration, type of contaminant, and use conditions encountered in the workplace, and must be determined on a workplace basis. Specific recommendations have been published in [A NIOSH Guide to the Selection and Use of Particulate Respirators Certified Under 42 CFR Part 84 - HHS \(NIOSH\) Publication No. 96-101.](#)

## **APPENDIX**



## LETTER TO ALL RESPIRATOR MANUFACTURERS

### Subject: Sampling Procedures

The National Institute for Occupational Safety and Health (NIOSH) requires that respirator approval holders inspect and/or test samples of respirators and components as part of their quality control plans. This requirement is stated in Title 42, *Code of Federal Regulations*, Part 84 (42 CFR 84), specifically in §§ 84.41(b) through 84.41(i). Some applicants or approval holders have had difficulty understanding how to select and use a sampling procedure which meets the requirements. This letter is intended to explain the practical use of common standard procedures acceptable to NIOSH.

This letter will not discuss statistical theory underlying acceptance sampling. If applicants or approval holders intend to use alternatives to the procedures described here, they must understand the concepts of acceptance sampling and process control. The use of more modern methods such as calculating process capability values (Cpk) or employing statistical process control (SPC) is encouraged where this is compatible with the approval holder's operations and provides equivalent assurance of respirator performance. Justification to demonstrate the equivalence of these procedures must be provided in the application seeking approval.

### 1. Selection of Sampling Procedures

1.1 Sampling by Variables. The standard sampling procedure specified in 42 CFR 84 is MIL-STD-414 [U.S. Department of Defense 1957]. This is a variable sampling plan, which means that the characteristic must be something that can be measured numerically on a continuous scale. Examples include the diameter of a hole in inches, the mass of a cartridge in grams, or the leakage of an exhalation valve in milliliters per minute. This procedure is only valid when the characteristic being measured has a statistically normal distribution over the population being sampled. The ANSI/ASQ Z1.9 standard [American National Standards Institute 2003b] is derived from MIL-STD-414, and NIOSH considers it to be equivalent.

1.2 Sampling by Attributes. The MIL-STD-105D sampling procedure [U.S. Department of Defense 1963] is explicitly accepted as an equivalent procedure in 42 CFR 84. This is an attribute sampling plan, which means that each characteristic is simply checked to see whether it is acceptable. Due to its simplicity, this standard and its derivatives are by far the most common in use. It has the advantage that it can be applied to characteristics which do not involve a numerical measurement

(such as visual checks) as well as to those that are measurable. No calculations are needed to determine acceptance, and the procedure is valid whether the Page 2 – Letter to All Respirator Manufacturers 9-2012 characteristic has a normal distribution or not. Typically the sample sizes will be larger than the corresponding variable sampling plan. Procedures derived from this standard, and which NIOSH considers to be equivalent, include MIL-STD-105E [U.S. Department of Defense 1989] and ANSI/ASQ Z1.4 [American National Standards Institute 2003a].

**1.3 Zero-Defect Sampling by Attributes.** Another attribute sampling plan which NIOSH accepts as equivalent is the Squeglia C=0 procedure [Squeglia 2008]. While not directly derived from MIL-STD-105E, its plans are matched to that procedure and provide an acceptable statistical assurance of lot quality. The chief difference is that in all cases, the lot is only accepted if there are zero defects found in the sample (C=0). This procedure usually requires fewer samples than MIL-STD-105D and related standards, and is the simplest to use of those listed in this letter. However, it is generally only suitable when defects in production are extremely rare.

**1.4 Equivalent Standards.** The ANSI/ASQ standards mentioned above are revised periodically. In general, NIOSH will consider later editions of a given procedure to be equivalent. There may also be other national or international standards based on MIL-STD-414 or MIL-STD-105D that can be considered equivalent. If such a standard is used, NIOSH may request a copy from the applicant to verify its equivalence.

**1.5 Obtaining Sampling Procedure Documents.** One feature of MIL-STD plans is that as works of the United States Government, they may be copied free of charge. Those mentioned can be downloaded from the Internet Archive at <http://www.archive.org/> and may be available elsewhere. However, all MIL-STD documents in this letter have been cancelled by the Department of Defense and are no longer maintained or revised. The corresponding ANSI/ASQ standards are successors to the MIL-STD documents and have various minor improvements and clarifications added. Copies of these standards may be purchased from the American Society for Quality, the American National Standards Institute, or others who deal in national standards.

## **2. Acceptable Quality Level (AQL)**

- **Meaning of AQL.** The acceptable quality level is an indicator of the percent defective that can be considered satisfactory for a particular characteristic. Smaller AQL values mean that fewer defectives will be tolerated in an acceptable lot.
- **Selection of AQL.** The classification of defects document submitted with each application as required by 42 CFR 84.41(c) through 84.41(e) must identify the severity level of each characteristic. The AQL to be used for sampling is shown in the table below and is defined in 42 CFR 84.41(g). The AQL value does not depend on lot size or any other factor, and it is generally improper to modify the AQL for any reason other than the defect classification.

Defect Classification	AQL <sup>1,2</sup>
Major A	1.0
Major B	2.5
Minor	4.0

<sup>1</sup> These are called “index values” in the Squeglia C=0 procedure.

<sup>2</sup> It is acceptable to use a smaller (more stringent) AQL value.

**2.3 Critical Characteristics.** Characteristics identified as Critical in the classification of defects are not assigned an AQL and are not eligible for any form of sampling. Each item made must be 100% inspected as

required by 42 CFR 84.41(f) and the entire lot rejected when a defect is found. Any plans to perform rework on the lot must be approved as part of the product quality plan.

2.4 Cross-References. See MIL-STD-414 section A4; ANSI/ASQ Z1.9-2003 sections A2.1, A4; MIL-STD-105D section 4; MIL-STD-105E sections 3.1, 4.4; ANSI/ASQ Z1.4-2003 section 4; Squeglia C=0 pages 3, 6.

### 3. Inspection Level

3.1 Meaning of Inspection Level. The inspection level decides the number of samples to be drawn for a particular lot size and determines the sampling plan's ability to discriminate between conforming and nonconforming lots. Lower inspection levels increase the risk that a nonconforming lot will be accepted.

3.2 Selection of Inspection Level. The inspection level to be used is shown in the "normal" column of the table below and is defined in 42 CFR 84.41(h). As a special exception, NIOSH is permitted under 42 CFR 84.41(i) to allow a lower inspection level for destructive testing only. The minimum level NIOSH will accept under this exception is in the "destructive" column. Approval of a level lower than the "normal" level is entirely at NIOSH's option and will only be granted if the rest of the inspection plan ensures adequate control over product quality.

Procedure	Minimum Inspection Level	
	Normal	Destructive <sup>1</sup>
MIL-STD-414	IV	I
ANSI/ASQ Z1.9-2003	II	S-3
MIL-STD-105D	II	S-2
MIL-STD-105E	II	S-2
ANSI/ASQ Z1.4-2003	II	S-2

<sup>1</sup> Only permitted with specific prior approval from NIOSH.

The Squeglia C=0 procedure does not use the concept of inspection levels and NIOSH treats it as equivalent to inspection level II of MIL-STD-105D.

3.3 Cross-References. See MIL-STD-414 section A7.1; ANSI/ASQ Z1.9-2003 section A7.1; MIL-STD-105D sections 9.2, 9.3; MIL-STD-105E sections 4.9.1, 4.9.2; ANSI/ASQ Z1.4-2003 sections 9.2, 9.3.

### 4. Normal, Reduced, and Tightened Inspection

4.1 Use of Switching Rules. Most sampling procedures referenced in this letter contain rules allowing reduced inspection under certain conditions. Reduced inspection may be used only when all conditions listed in the switching rules are met. This includes the requirement that production is not irregular or delayed. A history of lot acceptance at one manufacturing site cannot be used to move to reduced sampling at another site. Approval holders may choose to stay at normal inspection even when conditions for reduced inspection are met. However, tightened inspection is not optional and must be used where specified by the rules. The Squeglia C=0 procedure does not recommend switching rules, and reduced inspection is not permitted by NIOSH for that procedure. Tightened inspection is not required for the Squeglia C=0 procedure.

4.2 Records to Support Reduced Inspection. To use reduced inspection, the approval holder must maintain inspection records showing that the conditions in the applicable procedure are met. Such records must be available for review during NIOSH on-site audits.



4.3 Cross-References. See MIL-STD-414 sections A8, B14, C14, D14; ANSI/ASQ Z1.9-2003 section A10; MIL-STD-105D section 8; MIL-STD-105E sections 4.6, 4.7, 4.8; ANSI/ASQ Z1.4-2003 section 8; Squeglia C=0 pages 14, 16.

## 5. Lots or Batches

5.1 Definition of Lot. Each procedure listed in this letter requires that product be grouped into inspection lots (the term “batch” means the same as “lot”). Each lot consists of product which has been manufactured under essentially the same conditions in the same production facility and at essentially the same time. For example, if a production line is shut down for a week for maintenance, it is wrong to consider product made before and after the shutdown as part of the same lot.

5.2 Selection of Samples from Lot. Each sample drawn from a lot must be representative of the lot. For example, when drawing a sample of 200 pieces from a lot of 10,000 it would be improper to select the first 200 respirators produced to use as the sample. As another example, if respirators being produced on five machines are being combined into an inspection lot, then one-fifth of the sample drawn must come from each machine. As noted in section 6.2 of this letter, each sample taken for double or multiple sampling must be representative of the whole lot.

5.3 Inspection Lot vs. Other Lot Designations. The grouping of finished respirators into lots for shipment or other purposes may differ from the grouping used for inspection. The lot number marked on the respirator or its container, as required by 42 CFR 84.33(g), does not necessarily need to be the same number used for inspection purposes. However, the approval holder must maintain traceability between lot numbering systems if more than one is used. For example, a shipping lot number must be traceable to the corresponding production lot number (or numbers).

5.4 Cross-References. See MIL-STD-414 sections A5, A7.2; ANSI/ASQ Z1.9-2003 sections A2.4, A5, A7.2; MIL-STD-105D sections 5, 7.2; MIL-STD-105E sections 3.12, 3.13, 4.3, 4.5.1; ANSI/ASQ Z1.4-2003 sections 5, 7.2; Squeglia C=0 page 2.

## 6. Specific Considerations for Attribute Plans

6.1 Following Arrows to Select Appropriate Sampling Plan. Where the sampling plan indicated leads to an arrow in the table, follow the arrow to the next available sampling plan. This will point to a new code letter row in the table with the acceptance and rejection numbers and a new corresponding sample size to be used.

As an example, consider sampling of a lot of 200 pieces under MIL-STD-105D for a Major A characteristic at inspection level II. Code letter G is selected from Table I, and an AQL of 1.0 is used. An arrow pointing downward is contained in Table II-A for these conditions, indicating that code letter G is not available and code letter H must be used. This means that the appropriate sample size is 50 pieces, not 32, and that the lot is accepted if there are 0 or 1 defective pieces, and rejected if there are 2 or more defectives.

6.2 Single, Double, or Multiple Sampling. Most attribute procedures include double or multiple sampling plans (the Squeglia C=0 procedure only has single plans). Any of these options included in the procedure may be selected. Note that each sample drawn must be representative of the entire lot. Double and multiple sampling tend to require fewer samples when lot quality is either much better or much worse than

the AQL. Single sampling is simpler to administer and apply correctly than double or multiple sampling and is the overwhelmingly popular choice.

As an example, consider a lot of 200 pieces under MIL-STD-105D for a Minor characteristic at inspection level II. Code letter G is selected from Table I, and an AQL of 4.0 is used. For single sampling, Table II-A indicates that the sample size is 32. The lot is accepted if there are 3 or fewer defective pieces, and it is rejected if there are 4 or more defectives. For double sampling, Table III-A is used instead and an initial sample of 20 would be drawn. The lot is accepted if there are 0 or 1 defectives, and it is rejected if there are 4 or more defectives. If there are 2 or 3 defectives, then a second sample of 20 is drawn from the lot and inspected. If after both samples (totaling 40 pieces) are inspected there are a total of 4 or fewer defectives, then the lot is accepted; if 5 or more defectives, then the lot is rejected. Multiple sampling (Table IV-A) works in a similar fashion, except that there are up to seven rounds of sampling to reach a decision.

6.2.1 Cross-References. See MIL-STD-105D sections 7.4, 9.5, 10.1.1, 10.1.2, 10.1.3; MIL-STD-105E sections 4.5.3, 4.9.4, 4.10.1.1, 4.10.1.2, 4.10.1.3; ANSI/ASQ Z1.4-2003 sections 7.4, 9.5, 10.1.1, 10.1.2, 10.1.3.

## **7. Specific Considerations for Variable Plans**

7.1 Variability Unknown vs. Variability Known. A variability unknown method should normally be used. The variability known method may only be used when the production process is under strict control and the process parameters influencing final respirator performance are well understood. Data must be provided with the application for approval, available during on-site audits, and continuously updated to support the standard deviation value ( $\sigma$ ) used.

7.2 Single Specification Limit vs. Double Specification Limit. This is selected on the basis of whether there is only one limit value (such as penetration less than or equal to 5%) or two limit values (such as cartridge mass between 95 and 105 grams) for the characteristic.

7.3 Standard Deviation Method vs. Range Method. Either method may be selected. The standard deviation method generally requires fewer samples, but more complex computations.

7.4 Form 1 vs. Form 2. The two forms are equivalent and either one may be selected. Form 2 is recommended as it yields figures which must be calculated anyway to satisfy the switching rules.

7.5 Cross-References. See MIL-STD-414 Introduction, section A6.2; ANSI/ASQ Z1.9-2003 Introduction, section A6.2.

## **8. Scope**

8.1 Limitation to Approved Quality Control Plans. Approval holders may perform additional testing and inspection not listed in their approved quality control plans. Sampling for these additional inspections is not required to meet the requirements set forth in 42 CFR 84 and this letter. However, there must be a reasonable basis for selecting the sampling plans used.

8.2 Limitation to Required Testing. In some cases, applicants may wish to list testing and inspection in their quality control plans above that required by NIOSH for effective quality control of respirator performance. Sampling done for these additional inspections is not required to meet the requirements in 42 CFR 84 and this letter. Additional testing should be identified clearly, such as with the notation "additional inspection,"

on documents submitted with the application to avoid delay and requests for clarification during processing. Any such testing listed in the approved quality control plan must be conducted as required by 42 CFR 84.42(c).

## **9. Common Errors**

9.1 Selection of Inadequate Inspection Levels. The minimum acceptable inspection level is described in section 3.2 of this letter. If a product quality control plan does not specify inspection levels, NIOSH assumes that the level in the “normal” column of the table will be used. Use of lower levels without specific approval, whatever the reason, is a failure to conform to NIOSH requirements and can result in revocation of approval under 42 CFR 84.43(c).

9.2 Selection of Plan Based on Desired Sample Size. It is entirely improper to choose a desired sample size and work backwards to identify a proposed AQL and inspection level which will yield this result. To do so reflects a fundamental misunderstanding of the basis for sampling plans. The appropriate AQL and inspection level are stated in sections 2.2 and 3.2 of this letter.

9.3 Selection of Defect Classification Based on Desired AQL. As in 9.2, the defect classification drives the selection of AQL, not the other way around. Each defect must be classified based solely on the definitions in 42 CFR 84.41(d).

9.4 Modification of AQL or Inspection Level Based on Lot Size or Other Factors. The AQL and inspection level are chosen by the criteria in sections 2.2 and 3.2 of this letter. Approval holders are free to use higher inspection levels if greater discrimination is desired, or to use lower (more stringent) AQLs if a smaller percent defective is desired. However, these should not be modified based on lot size or inspection history, as provisions already exist to account for those factors. Changing AQL values or inspection levels is likely to result in a statistically invalid plan.

9.5 Inappropriate Use of Reduced Inspection. As described in section 4.1 of this letter, reduced inspection is permitted only when all conditions of the relevant procedure are met. When there are significant delays or changes in production processes, approval holders must revert to normal inspection. It will be considered a nonconformance during NIOSH on-site audits if the records described in section 4.2 of this letter are not available.

9.6 Incorrect Sample Size When Following Arrows in Sampling Tables. When using attribute sampling, be careful when following arrows in the sampling plan tables. A different sample size must be used to correspond with the new code letter as described in section 6.1 of this letter.

9.7 Improper Drawing of Samples. Each sample drawn must be representative of the entire lot as described in section 5.2 of this letter. The typical method is to select samples at random. However, other methods (such as every tenth piece) may be used so long as the sample is not biased in any way as a result. If a lot contains multiple sublots, the sample must contain a proportional number of pieces from each sublot.

## **10. References**

American National Standards Institute [2003a]. Sampling procedures and tables for inspection by attributes. Milwaukee, WI: American Society for Quality, American National Standard ANSI/ASQ Z1.4-2003.

American National Standards Institute [2003b]. Sampling procedures and tables for inspection by variables for percent nonconforming. Milwaukee, WI: American Society for Quality, American National Standard ANSI/ASQ Z1.9-2003.

Squeglia NL [2008]. Zero acceptance number sampling plans. 5th ed. Milwaukee, WI: American Society for Quality.

U.S. Department of Defense [1957]. Sampling procedures and tables for inspection by variables for percent defective. Washington, DC: Office of the Assistant Secretary of Defense (Supply and Logistics), Military Standard MIL-STD-414 (including Notice 1, 8 May 1968).

U.S. Department of Defense [1963]. Sampling procedures and tables for inspection by attributes. Washington, DC: U.S. Government Printing Office, Military Standard MIL-STD-105D (including Change Notice 2, 20 March 1964).

U.S. Department of Defense [1989]. Sampling procedures and tables for inspection by attributes. Washington, DC: Department of Defense, Military Standard MIL-STD-105E.

For further information regarding sampling, contact Vance Kochenderfer via electronic mail at [vck6@cdc.gov](mailto:vck6@cdc.gov) or by telephone at 412-386-4029. General inquiries may be directed to the Technology Evaluation Branch at [npptl@cdc.gov](mailto:npptl@cdc.gov) or 412-386-4000.

Sincerely yours,

Heinz W. Ahlers  
Chief, Technical Evaluation Branch  
National Personal Protective Technology Laboratory



Centers for Disease Control and  
Prevention (CDC)  
National Institute for Occupational  
Safety and Health (NIOSH)  
1095 Willowdale Road  
Morgantown, WV 26505-2888  
November 15, 2000  
Phone: 304-285-5907  
Fax: 304-285-6030

## LETTER TO ALL MANUFACTURERS

Subject: Attachment of Headband Straps on Filtering Facepiece Respirators

Since April 1, 1997, the NIOSH position regarding punctures caused by staples has been: "Any filtering facepiece exhibiting holes around staples, in the breathing zone, through which light can be clearly observed shall be rejected. The justification for this rejection is that these holes are large enough to easily allow penetration of respirable particulates." Manufacturers have been required to institute quality control measures to reduce the size of punctures caused by staples so visible light will not pass.

Several product audits and recent research conducted by manufacturers and NIOSH have caused NIOSH to reconsider this policy. The research has shown that Filtering Facepiece Respirators containing small punctures caused by staples, even punctures large enough to pass light, can still meet the maximum penetration requirement specified in 42 CFR, Part 84 for which these products were approved. Conversely, product audits have shown that sonic welds used to fasten straps can cause the respirator to fail to meet the maximum penetration requirement specified in 42 CFR, Part 84 for which these products were approved. NIOSH has considered the new data and is implementing a change in interpretation incorporating the new perspective on the impact of all fastenings in filtering facepieces.

NIOSH will accept applications for approval of Filtering Facepiece Respirators with fastenings that attach headband straps within the breathing zone, provided the applicant's quality system includes controls to assure the fastenings do not prevent the respirator from meeting the maximum penetration requirement specified in 42 CFR, Part 84.

This requirement can be met one of two ways.

- For designs where the strap attachments are always placed on sealed edges or otherwise obviously outside the breathing zone (for example, on a tab), the fastening procedure/process is to be classified as a Major B characteristic in the Quality Control Plan.
- For designs where the strap attachments are not always placed on sealed edges or not otherwise obviously outside the breathing zone, the fastening procedure/process is to be classified as a

Major A characteristic in the Quality Control Plan. Test data are to be included with the application demonstrating any accepted fastenings in the breathing zone do not prevent the respirator from meeting the maximum penetration requirement specified in 42 CFR, Part 84 for which the respirator is approved.

When the respirator design includes the placement of staples within the breathing zone (option (2) above), the User Instructions shall also be required to include information explaining the acceptability of punctures due to the stapling process. In conjunction with the existing use conditions that limit filter use to consideration of hygiene, damage and breathing resistance, the User Instructions shall include statements that: (A) filtering facepieces are to be inspected prior to each use to assure there are no holes in the breathing zone other than the punctures around staples and no damage has occurred, and (B) enlarged holes resulting from ripped or torn filter material around staple punctures are considered damage. The User Instructions are also to provide information that the respirator has been tested and small punctures around the staples are normal and do not interfere with the respirator compliance with Part 84 approval requirements.

Sincerely yours,

Richard W. Metzler  
Chief, Respirator Branch  
Division of Respiratory Disease Studies



Centers for Disease Control  
and Prevention (CDC)  
National Institute for Occupational  
Safety and Health (NIOSH)  
National Personal Protective  
Technology Laboratory (NPPTL)  
P.O. Box 18070  
Pittsburgh, PA 15236  
Phone: 412-386-4000  
Fax: 412-386-4051  
April 7, 2005

## LETTER TO ALL RESPIRATOR MANUFACTURERS

### **Subject: Clarification of Supplier and Subcontractor Relationships**

#### **Background**

National Institute for Occupational Safety and Health (NIOSH or the Institute) approval holders have established relationships with suppliers and subcontractors who are manufacturing components or subassemblies for approved respirator configurations. A growing number of approval holders wish to ship NIOSH-Approved respirators directly from a subcontractor to distribution centers or customers, and replacement parts directly to a repair center. The Institute has identified two possible approval holder relationships with suppliers and subcontractors.

Listed below are the responsibilities and requirements NIOSH has established for these relationships.

#### **Definitions**

##### **Approval Holder:**

The party of record to whom certificates of approval have been issued. The approval holder maintains responsibility for, and control of, product design, performance, configuration management, manufacture, quality, and support.

##### **Supplier:**

A supplier produces components or subassemblies under their own quality system for delivery to the approval holder. The approval holder confirms the acceptability of incoming goods by accepting a Certificate of Compliance and inspecting incoming goods to ensure compliance with all product design, performance, and quality assurance criteria (drawings and engineering control). The approval holder releases the product for distribution and sale.

##### **Subcontractor:**

The approval holder may authorize a subcontractor to release NIOSH-approved respirators directly from their facility for distribution and sale, or to release components and subassemblies directly to an authorized repair center. The approval holder maintains responsibility for, and control of, product design, performance, configuration management, manufacture, quality, and support by maintaining influence over, and active involvement in, the subcontractor's quality system. As such, the subcontractor's facility is considered to be a manufacturing site for the approval holder.

**Subcontractor Relationship Responsibilities**

The approval documentation on file at NIOSH must demonstrate that the following criteria have been met for NIOSH recognition of a subcontractor.

- As with all other NIOSH approvals, the approval holder maintains responsibility for all aspects of the approval: control over product drawings, material specifications, parts lists, and manufacturing processes; control over the requirements for final inspection and testing; and approval of any changes to the above.
- The approval holder must assure that a subcontractor has demonstrated the ability to supply product that consistently meets the established release criteria, and has adequate quality systems and procedures in place to assure product quality on an ongoing basis.
- The approval holder must establish and maintain active involvement and influence over subcontractor quality systems. This can be demonstrated in many different ways. One example of this involvement and influence can be exhibited by participating in the subcontractor's management reviews (as defined by ISO 9001, 2000, section 5.6) required by the subcontractor's Quality System. A second example is participation in the subcontractor's Material Review Board.
- The approval holder's methods for maintaining active involvement and influence over their subcontractor's quality system needs to be documented in a plan or procedure that suits the individual situation and manufacturing complexity of the secured goods. This plan or procedure must be formally submitted to NIOSH.
- The approval holder will maintain copies of subcontractor quality records that demonstrate compliance with NIOSH performance requirements. It is important to assure that, in the event of a broken relationship, both the Approval Holder and NIOSH have continued access to those records.
- All submissions related to the approval must be made by an authorized representative of the approval holder. The subcontractor's Quality Manual and related quality system documents must represent how the approval holder establishes and maintains active involvement and influence over the subcontractor's quality system. This information must be specifically indicated and documented as part of a Quality Assurance Application. As with all Quality Manuals, a process must be established and followed for ongoing resubmission of the Quality Manual and related quality system documents in the event of significant changes, and on a periodic basis, per NIOSH requirements.
- All subcontractor relationships must be listed as an approval holder's manufacturing site, with a designated point of contact, on the NIOSH Standard Application Form (SAF) for direct shipment from the subcontractor to be acceptable under the NIOSH Approval.
- All manufacturing sites for NIOSH-Approved products, including subcontractor facilities, will be audited by NIOSH on a regular basis. The Institute will not contact the subcontractor directly, but will always work through the approval holder's designated representative for the specific manufacturing site.

Sincerely yours,

Heinz W. Ahlers  
Acting Branch Chief  
Respirator Branch  
National Personal Protective Technology Laboratory





Centers for Disease Control  
and Prevention (CDC)  
National Institute for Occupational  
Safety and Health (NIOSH)  
National Personal Protective  
Technology Laboratory (NPPTL)  
P.O. Box 18070 Pittsburgh, PA  
15236-0070  
Phone: 412-386-5200  
Fax: 412-386-4089  
September 3, 2008

## LETTER TO ALL MANUFACTURERS

**SUBJECT:** Filtering Facepiece Respirator Label

The purpose of this letter is to clarify the label requirements for NIOSH-Approved Air-Purifying Filtering Facepiece Respirators (FFR). It addresses the certification and use markings required by NIOSH to identify certified FFR classified under Subpart K, non-powered air-purifying particulate respirators, and § 84.33 (a-g) of Title 42, *Code of Federal Regulations*, Part 84. This letter supplements the Letter to All Manufacturers dated September 26, 1997, Subject: Clarification on Five Approval Label Issues.

NIOSH is providing this clarification because current abbreviated label markings on FFR do not provide information necessary to properly identify certified FFR. Insufficient label information, lack of a testing and certification (TC) approval number marking, and the identity of the respirator manufacturer are three areas of labeling that require clarification. Significant confusion exists as to the manufacturer of FFR and as to the specific approval covering a product. FFR appear in the marketplace in small lots or are redistributed without their original bulk packaging. NIOSH receives inquiries on FFR from users who have access to none of the packaging containing the approval number and manufacturer information.

Individual FFR labels will be required to have the following five distinctive markings on their exterior surface:

- (1) Name: Approval holder/manufacturer business name, a registered trademark, or an easily understood abbreviation of the applicant/approval holder's business name as recognized by NIOSH. When applicable, the name of the entity to which the FFR has been private labeled by the approval holder may replace the approval holder business name, registered trademark, or abbreviation of the approval holder business name as recognized by NIOSH.
- (2) NIOSH: Block letters for the acronym "NIOSH" or the NIOSH logo.
- (3) TC-Number: NIOSH Testing and Certification approval number, e.g. TC-84A-XXXX.
- (4) Filter Designation: NIOSH filter series and filter efficiency level, e.g. N95.
- (5) Model Number: Applicant's designation of the respirator model number, matching part number, or compliant name that is represented by a series of numbers or alphanumeric markings, e.g. 8577 or 8577A.

A sample of a generic FFR that reflects this guidance is provided as Figure 1.

FFR that are private labeled are required to have the following statement on the packaging as a special “S” caution and limitation statement identified on the full label and located in the respirator User Instructions: “Marketed by the private label company name and produced by the approval holder company name.” This private label related statement does not need to appear on the exterior surface of the respirator as part of the required name marking.

In addition to the requirements identified above, manufacturers may wish to consider the following items in the development of their unique labels:

Font: All labeling information is in a legible, typeface font.

P100 Designation: NIOSH-Approved P100 series of FFR are required to be magenta/purple or to be marked with a magenta/purple identifier.

Exterior Surface: The exterior surface is that surface area that is external, outward, or considered the outside surface of the respirator. The exterior layer of the head straps and exhalation valve covers are considered part of the respirator exterior surface.

Interior Surface: Interior surface is that surface opposite of the exterior surface. Applicants should consider marking it in a distinctive manner to support the user donning the respirator correctly.

Visibility: All label markings must be visible to the user when inspected prior to donning.

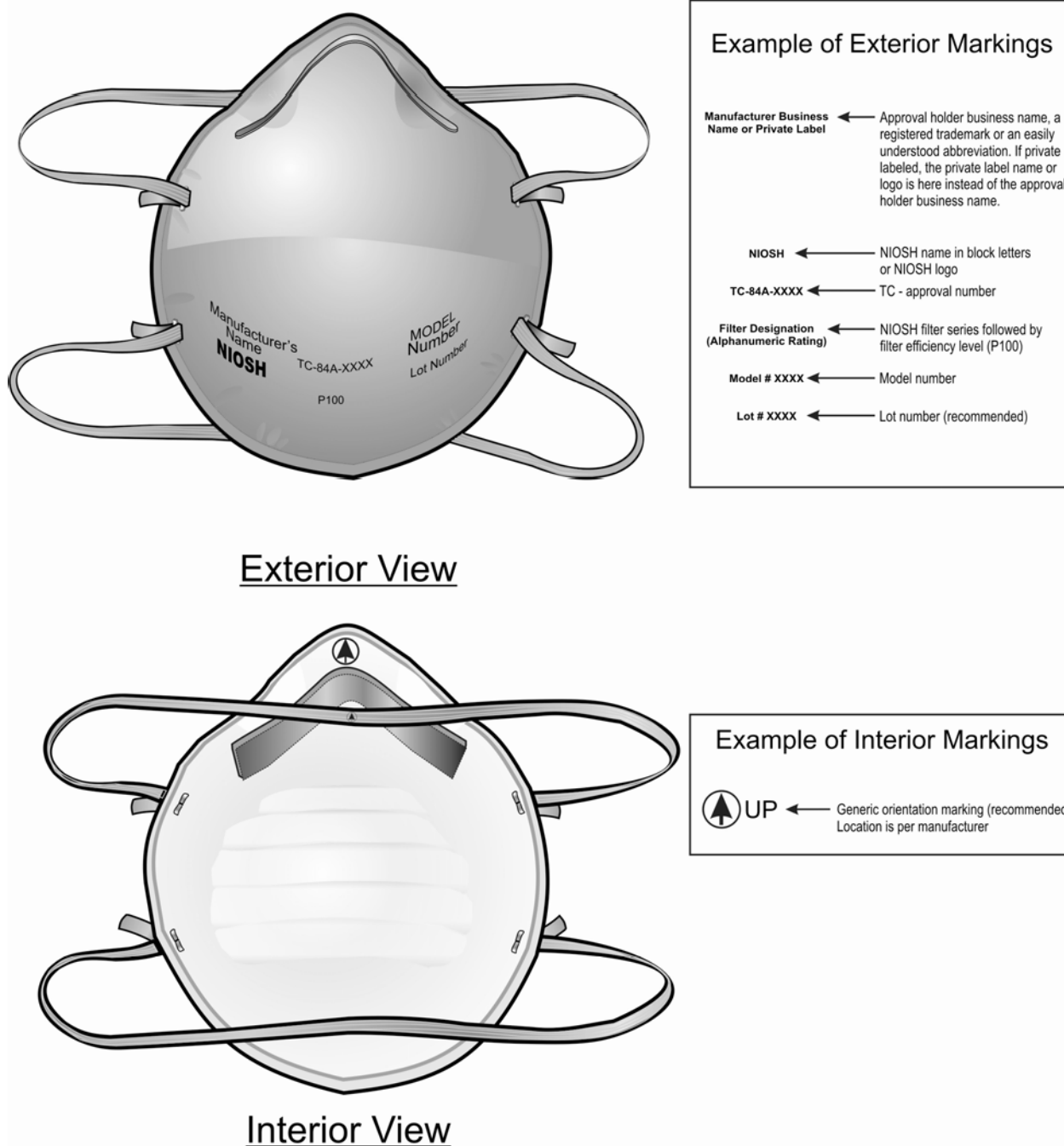
Lot Number: The lot number is required to be on the packaging. Applicants may add a lot number marking to the exterior surface of the respirator. The addition of a FFR production lot number on the NIOSH-Approved abbreviated label is expected to assist the owner of the respirator in product inventory management while aiding NIOSH in the conduct of post-approval activities.

Orientation Marking: NIOSH has observed FFR being incorrectly worn by users. Respirator orientation markings, User Instructions, and training should assist purchasers and workers in determining the proper orientation for donning. Examples of FFR labeling requirements and guidance are enclosed as Figure 1, Markings. The orientation marking design selected by the applicant must be submitted to NIOSH during the application process.

This policy is effective 60 days from the date of this letter for future approval requests. All currently approved FFR must meet this labeling requirement for new production within two years from the date of this policy letter. Re-labeling of existing inventory of FFR products available for purchase is not required. For additional information, please contact the NPPTL Policy and Standards Development Branch at (412) 386-5200.

Jonathan V. Szalajda  
Chief, Policy and Standards Development Branch  
National Personal Protective Technology Laboratory

## Example of an Exterior View and Interior View for an Air-Purifying Filtering Facepiece Respirator



**Figure 1. Markings.** A NIOSH-Approved Filtering Facepiece Respirator depicting generic exterior and interior surface views and example marking guidance.

## **Definitions**

The following definitions are provided for clarification of terms used in these procedures:

**Accessory** - An item provided with a respirator that does not affect the respirator's ability to meet the requirements of 42 CFR Part 84. The approval remains effective whether or not the accessory is used.

**Alternate Contact** - A contact designated by the prospective approval holder that can interface with NIOSH regarding applications and other NIOSH business such as audits and product investigations.

**Amended Application** - An application submitted at NIOSH's request that shows changes to correct an inaccuracy detected during the NIOSH application evaluation. The Applicant-Assigned Reference Number (AAR#) and Task Number (TN) will remain the same.

**Applicant** - The individual, partnership, company, corporation, association or organization that designs, manufactures, assembles, or controls the assembly of a respirator and who seeks to obtain a certificate of approval for such respirator.

**Applicant-Assigned Reference Number (AAR#)** - A unique identifying number of the applicant's choosing. The number must start with the three character manufacturer's code. The AAR# must never be reused.

**Approval** - A certificate or formal document issued by the Institute (in this instance NIOSH) stating that an individual respirator or combination of respirators has met the minimum requirements of this part (42 CFR Part 84), and that the applicant is authorized to use and attach an approval label to any respirator, respirator container, or instruction card for any respirator manufactured or assembled in conformance with the plans and specifications upon which the approval was based, as evidence of such approval.

**Approval Holder** - The entity to which a certificate or formal document has been issued by NIOSH stating that an individual respirator or combination of respirators has met the minimum requirements of 42 CFR Part 84. The approval holder is authorized to use and attach an approval label to any respirator, respirator container, or instruction card for any respirator manufacturers or respirator assembled in conformance with the plans and specifications upon which the approval was based.

**Approval Labels** - The label that is attached to the respirator, container, instructions, or packaging once approved by NIOSH. All major subassemblies in the approved respirator configuration must be on the approval label. Accessories may be listed on the approval label, but are not required.

**Assembly Matrix** - A diagram of all major subassemblies and accessories that apply to approvals in a respirator family. Components are identified by category, description, drawing number and revision, part number, and applicability to the listed approvals.

**Authorized Representative** - The person responsible for completing and submitting the Standard Application Form to NIOSH. This person can be an employee of the prospective approval holder or an independent consultant hired by the company to complete the Standard Application Form. Designated

by prospective approval holder to interface with NIOSH regarding applications and other NIOSH business such as audits, and product investigations.

**Belt Mounted** - An air-purifying canister, chemical cartridge, or particulate filter or an air-supplied regulating valve or regulator that is mounted on the user's belt with an adaptor.

**Canister** - A gas or vapor removing component which meets the requirements of 42 CFR Part 84, subpart I, Tables 5, 6, and 7 only. Canisters may incorporate particulate filters and can be used for escape from immediately dangerous to life or health environments, which sufficient oxygen. Usually approved with under schedule 14G respirators.

**Cartridge** - A gas or vapor removing component which meets the requirements of 42 CFR Part 84, subpart L, Table 11. Cartridges may incorporate particulate filters. Cartridges cannot be used in immediately dangerous to life or health environments and are usually part of 84A or 23C approval schedules.

**Chest and Back Mounted** - Canisters fastened to a user's body, either on the back or chest, that have a breathing tube running from the canister to the facepiece inlet.

**Chin Mounted** - A canister, cartridge, or filter mounted on the full facepiece. Chin-style gas masks typically have a medium-sized (250-500 cm<sup>3</sup>) canister rigidly attached to a full facepiece.

**Combination Particulate Filtering and Gas/Vapor Removing** - Cartridges and canisters that protect the user from both particulates and gases and vapors.

**Common Assembly Matrix** - An assembly matrix (diagram) that contains all of the information for a series of applications. A common assembly matrix should be found in the last application of the series. Also, a suggested processing order and an explanation as to how the applications interrelate must be in the Approval History, if applicable. In addition, assembly matrices should not contain information for future submissions. (See "*Series of Applications*").

**Component** - Essential parts to a respirator that provide function and effective performance of the product. (See "*Major Subassemblies*").

**Controlled Document** - Documents signed, released, and placed in an applicant's document control system.

**Correlation Testing** - Testing conducted to compare an applicant's test equipment and results to NIOSH's. The applicant must submit a new application with the wording "Correlation testing only; respirator is not submitted for approval" in the "Reason for Application" section.

**Critical Characteristic** - A feature that, if not manufactured properly, could have an adverse impact on the safety or health of the user. 100% testing or inspection is required prior to shipment to ensure conformance with all technical requirements of the approval.

As defined in 42 CFR Part 84: “Critical” A defect that judgement and experience indicate is likely to result in a condition immediately hazardous to life or health for individuals using or depending upon the respirator.

**Critical User Instructions** - Instructions that are important to operate a particular respirator. For instance, checking the service life indicator on a CCER is a critical user instruction.

**Delist** - Respirator listing is removed from the Certified Equipment List when NIOSH approval is rescinded or revoked.

**Design** - The overall specification for the respirator that includes materials, physical envelope and shape, manufacturing processes, and Quality Assurance requirements.

**Discontinued** - See obsolete.

**Exploded-View Drawing** - A drawing of the complete respirator assembly showing all major subassemblies and accessories and their proximity to one another.

**Family of Products** - A group or series of respirators sharing a common major subassembly, such as a facepiece or regulator. The applicant determines the basis for the respirator families.

**Facepiece** - A respirator component designed to provide a gas-tight or dust-tight fit with the face and may include headbands, valves, and connections for canisters, cartridges, filters, or respirable gas source.

**Facepiece Mounted** - A canister, cartridge, or filter mounted on the facepiece.

**Features** - Descriptors that relate to the makeup, shape, proportions, outward appearance, prominent characteristics, or qualities of the part, but are not separate components or devices. Do not list features on the approval label (e.g., “super-soft face seal”).

**Filter** - A particulate removing component of a respirator which meets the requirements of 42 CFR Part 84, subparts K or KK.

**Field-Replaceable** - Any component, major subassembly, or accessory (e.g., cartridges, hoses, regulators) that can be replaced by the user following the manufacturer’s User Instructions without any special knowledge, skills, abilities, or equipment.

**Filtering Facepiece** - An N, R, or P class particulate respirator where the entire facepiece is composed of the filtering media. The unit may have an exhalation valve, but has no replaceable parts.

**Full Facepiece** - A type of facepiece that covers a user from the hairline to below the chin.

**Gas/Vapor Removing Respirator** - A type of respirator that provides protection against specific gases and vapors.

**Half-Mask** - A type of facepiece that fits over the nose and under the chin and is used to protect users from toxic materials.

**Hardware** - Regular production units submitted for approval must be the result of actual manufacturing processes.

**Hazardous Atmosphere** - Any atmosphere that contains toxic or disease producing gas, vapor, dust, fume, mist, or pesticide, that is either immediately or not immediately dangerous to life or health. Also, any oxygen-deficient atmosphere.

**Helmet** - A rigid protective headgear incorporated into the design of a respirator that covers the user's head and possibly the user's neck.

**Helmet Mounted** - A canister, cartridge, or filter mounted on the helmet.

**Hood** - A light, flexible device covering only the head and neck, or head, neck, and shoulders of a user.

**Hood Mounted** - A canister, cartridge, or filter mounted on the hood.

**Immediately Dangerous to Life or Health** - Conditions that pose an immediate threat to life or health or conditions that pose an immediate threat of severe exposure to contaminants, such as radioactive materials, which are likely to have adverse cumulative or delayed effects on health.

**Inactive** - See obsolete.

**Intrinsically Safe** - Not capable of releasing enough electrical or thermal energy under normal or abnormal conditions to cause ignition of a flammable mixture such as methane or natural gas or air comprised of an easily ignitable composition.

**Major Subassemblies** - Those components or subassemblies (1) that are essential to the respirator's function and effective performance; (2) that affect the respirator's performance or design; and (3) which are field-replaceable items.

**Manufacturer's Code** - A unique three-letter code assigned to each approval holder by NIOSH.

**Model Number** - An identifier of a product given by the manufacturer. A model number is not required to identify each unique configuration.

**Mouthpiece** - A respirator component that is held in the teeth with a clamp to close the nostrils that provides a gas-tight or dust-tight fit with the mouth.

**New Design** - An entirely new or substantially modified respirator, component, or arrangement of components (some of which may have been used on previously approved respirators) which NIOSH has not evaluated in this configuration.

**Not Immediately Dangerous to Life or Health** - Any hazardous atmosphere which may produce physical discomfort immediately, chronic poisoning after repeated exposure, or acute adverse physiological symptoms after prolonged exposure.

**Nuisance Level Contaminants** - Contaminants where the concentration in the atmosphere is below the established PEL (OSHA permissible exposure limit) or REL (NIOSH recommended exposure limit), whichever is lower. Nuisance level protection capability is not evaluated by NIOSH.

**Obsolete** - A respirator is considered obsolete when it is no longer manufactured or supported by the approval holder. However the NIOSH approval is still listed and the respirators can still be used until the units can no longer be maintained in an approved configuration. Approval remains active and is shown in the CEL as obsolete.

**Part Number** - The unique number referenced by users to identify respirator parts. The identifying number located on the component must match the part number shown on all labels (abbreviated and full) and on the assembly matrix. The location of the part number on the component hardware must be shown on the drawings. Applicants sometimes refer to the part number as catalog number, manufacturer number, production component number, among other terms.

**Particulate Filtering Respirator** - A type of respirator that protects users against solid particles or liquids such as dusts, fumes, and mists by trapping the particles with its fibers. The filters are classified by NIOSH as N, R, or P accompanied by either 95 (95%), 99 (99%), or 100 (99.97%) to indicate filtration levels.

**Permissible Exposure Limit (PEL)** - An OSHA permissible exposure concentration limit based on health data evaluation. Users working in contaminate levels below this concentration are not required by OSHA to have respiratory protection.

**Pre-filter** - An accessory item situated in front of the approved filter that removes coarse particles but does not meet 42 CFR Part 84 criteria for particulate filters. A pre-filter is a filter often used prior to an N-, R-, or P-series filter or cartridge. Pre-filters are not classified as N-, -R, or P-series filters. When pre-filters are used, the complete assembly must meet the resistance requirements of 42 CFR Part 84. Pre-filters may be listed on the approval labels. If shown on the approval label, pre-filters must be listed as an accessory and designated as a pre-filter.

**Pre-Submission Test Data** - Respiratory performance test data must accompany each application and must specify components used for test configuration by part number, show units of measure for all test data (matching 42 CFR Part 84 criteria), and submit copies of actual test data with all results and conclusions.

**Performance** - The actual operational performance of the respirator with respect to the applicable regulations and design parameters. The respirator must meet or exceed the requirements of the NIOSH regulations under 42 CFR Part 84 when evaluated against NIOSH standard test procedures (STPs) as appropriate to the type of respirator.

**Primary Contact** - The person designated by the prospective approval holder to receive all official NIOSH correspondence, including but not limited to approval and denial letters, manufacturers meeting



notices, and notices seeking input for standards development. If this person changes, it is the responsibility of the manufacturer to notify NIOSH, in writing, of the person taking over this responsibility. The preference is for the Primary or Alternate Contact to make the notification to NIOSH prior to the change. Alternatively, a corporate officer may notify NIOSH.

**Private Label** - A respirator labeled as belonging to an organization that is not the approval holder. Private-labeled respirators are assigned the same TC number issued to the approval holder for the original product. Only the approval holder can apply for a private label.

**Private Packaging** - A respirator that is repackaged and sold by a company that is not the approval holder. All part numbers, model numbers, and approval labels must be the same as those approved by NIOSH. However, the packaging may reference the packaging company instead of the approval holder. The approval holder is responsible for ensuring that private packaging arrangements do not mislead the end user.

**Product Quality Control Plan (PQP)** - Summarizes the manufacturing, inspection, test operations, and applicable documents used in regular production of a specific respirator family.

**Product Trade Name** - A name that uniquely identifies a respirator or respirator family. A product trade name is required because of the way approval holders market and users reference certified respirators. The product trade name must not imply use for a specific hazard.

**Protection** - A *different type of protection* is defined as protection against a different atmospheric contaminant (e.g., particulates, chlorine gas, ammonia gas, mercury vapor, etc.). A *different level of protection* is defined by a change in the type of facepiece (half-mask, full facepiece) or mouthpiece, filtering efficiency (such as N95 as opposed to N100), and/or the air supply capability (e.g., pressure, duration, demand flow, continuous flow, etc.).

**Prototype** - Defined as a respirator or component that (a) involves a new design produced using rapid prototyping methods, temporary tooling, non-production tooling, or regular production tooling in a new fashion, and (b) has demonstrated by the applicant's pretesting to meet 42 CFR Part 84 minimum design and performance requirements. Respirators may not be submitted for approval while in this defined prototype stage (limited production tooling and processes). NIOSH will request samples made on regular production tooling and production quality control (Ref. 84.30 (c)) if the approval holder request approval. For non-approval prototype testing use a new application form and state "Prototype Testing Only - Respirator is Not Submitted for Approval" in the "Reason for Application."

**Quality Assurance (QA)** - A planned and systemic pattern of all activities necessary to provide confidence that all respirators will perform satisfactorily in operation.

**Quality Assurance (QA) Manual** - Documents the approval holder's quality systems including the organizational structure, responsibilities, procedures, processes, and resources for implementing quality management and policy. Hard copies with original approval signatures need submitted and will be retained in NIOSH's files.

**Quarter-Mask** - A type of facepiece that covers the mouth and nose where the lower sealing surface rests between the mouth and chin. Quarter-masks are most commonly found on dust and mist respirators.

**Recommended Exposure Limit (REL)** - A NIOSH recommended exposure concentration limit based on health data evaluation. Users working in contaminate levels below this concentration are not required by OSHA to have respiratory protection.

**Regular Production Unit** - A respirator or component made on regular production tooling, or that is identical to units made using regular production tooling, and is not made with any operations that will not be included in regular production.

**Rescission** - The approval holder voluntarily requests the certificate of approval be withdrawn for a product. The approval is no longer valid. Respirators in the field are no longer NIOSH-Approved. Respirators are not listed in the CEL.

**Respirator** - Any device designed to provide the wearer with respiratory protection against inhalation of a hazardous atmosphere.

**Resubmission of an Application** - Resubmission of a previously denied application. Resubmitted applications receive a new task number (TN) and are placed at the end of the application processing queue. All documentation must be updated to the current dates and revision levels.

**Revocation** - NIOSH reserves the right to revoke, for cause, any certificate of approval issued pursuant to the provisions of 42 CFR Part 84. Such causes include, but are not limited to, misuse of approval labels and markings, misleading advertising, and failure to maintain or cause to be maintained the quality control requirements of the certificate of approval. The approval is no longer valid. Respirators in the field are no longer NIOSH-Approved. Respirators are not listed in the CEL.

**SEI Retrofit** - An update or correction to a suspected performance or design issue to a self-contained breathing apparatus (SCBA) that is approved by NIOSH and the Safety Equipment Institute. This type of SCBA is approved jointly by NIOSH and SEI for use in firefighting operations.

**Series of Applications** - A series of associated applications submitted at the same time (in the same bundle or package). A common assembly matrix that contains all of the information for the submitted series is located in the last application of the series. Assembly matrices must not contain information regarding future submissions.

**Service Life Plan** - A document that contains information on the reliability engineering methodology and appropriate service life dates that users may rely on for determining safe and reliable performance of the respirator under intended use conditions.

**Simplified Drawings** - Exploded-view and major subassembly drawings that accompany the application. Any additional drawings necessary for clarification of a major subassembly or part may also be included.

**Standard Application Form (SAF)** - The electronic form used to submit respirator approval requests to NIOSH.

**Subcontractor** - The entity contracted to produce products under the direction/oversite of the prospective approval holder.

**Supplier** - The entity that produces components or subassemblies under their own quality system for delivery to the approval holder.

**User Instructions** - Detailed instructions provided to the user that describes how to properly inspect, don, and use the product.

## **ACRONYMS**

**AAR#** - Applicant-Assigned Reference Number

**ABMS** - Automated Breathing Metabolic Simulator

**AP** - Air-Purifying

**APRS** - Air-Purifying Respirator Section

**AQL** - Acceptable Quality Level

**AS** - Air-Supplied

**ASR** - Air-Supplied Respirator (**See SAR**)

**BMS** - Breathing Metabolic Simulator

**CAR** - Corrective Action Request

**CBRN** - Chemical, Biological, Radiological, and Nuclear

**CCER** - Closed-Circuit Escape Respirator

**CEL** - Certified Equipment List

**CFR** - Code of Federal Regulations

**CGA** - Compressed Gas Association

**CV&SDB** - Conformity Verification and Standards Development Branch

**EBSS** - Emergency Breathing Support System

**EIN** - Employer Identification Number

**ESLI** - End-of-Service-Life Indicator

**EOSTI** - End-of-Service-Time Indicator

**ETB** - Evaluation and Testing Branch

**HHS** - Department of Health and Human Services

**HSBG** - Human Subject Breathing Gas

**IDLH** - Immediately Dangerous to Life or Health

**LRPL** - Laboratory Respirator Protection Level

**MSHA** - Mine Safety and Health Administration (Department of Labor)

**NFPA** - National Fire Protection Association

**NIOSH** - National Institute for Occupational Safety and Health

**NPPTL** - National Personal Protective Technology Laboratory

**OSHA** - Occupational Safety and Health Administration (Department of Labor)

**PAPR** - Powered Air-Purifying Respirator

**PEL** - Permissible Exposure Limit (OSHA)

**PQP** - Product Quality Control Plan

**QA** - Quality Assurance

**REL** - Recommended Exposure Limit (NIOSH)

**RPD** - Respiratory Protective Devices

**RPU** - Regular Production Unit

**SAF** - Standard Application Form

**SAP** - Standard Application Procedure

**SAR** - Supplied-Air Respirator

**SCBA** - Self-Contained Breathing Apparatus

**SCP** - Standard Conditioning Procedure

**SCSR** - Self-Contained Self-Rescuer

**SEI** - Safety Equipment Institute

**SOP** - Standard Operating Procedure

**STP** - Standard Test Procedure

**TC Number** - Testing and Certification Number; the NIOSH approval number designation

**TN** - Task Number; a unique number assigned by NIOSH to each application

## Revision History APR FFR

Date	Section	Action
17-Nov-17	<b>Section 1</b> 1.1.7 Documents to Submit with an Application	<b>Changed From:</b> Tests required for <b>APRs and CBRN APRs</b> are included in Section 5. (deleted and CBRN APRs) <b>To:</b> Tests required for <b>Filtering Face Piece Respirators</b> are included in Section 5.
17-Nov-17	<b>Section 1</b> 1.1.9 Submitting Test Samples	<b>Added a last sentence to first paragraph in this section:</b> <i>All sample components must be identified and labeled with the corresponding part number as listed on the assembly matrix.</i>
17-Nov-17	<b>Section 1</b> 1.2.2 Extension of Approval Application	<b>Added second paragraph below the second drawing:</b> <i>This includes any minor changes to any document that is part of the approval record. These changes should be submitted for an extension of approval at your earliest convenience. NOTE: Documents not up-to-date in the NIOSH record may be identified during a site audit and will result in a non-conformance.</i>
17-Nov-17	<b>Section 1</b> 1.2.3 Quality Assurance Application	First bullet. <b>Changed From:</b> Used for new or updated Quality Assurance (QA) Manuals. <b>To:</b> <i>Current NIOSH approval holders may use this type of application to submit new or updated Quality Assurance (QA) Manuals. This type of application is limited to current approval holders only.</i>

17-Nov-17	<b>Section 2</b> Types of Applications Quality Assurance Approval Application	<b>Changed from:</b> Choose this application for a new or updated QA Manual only. This type of application is only available for current NIOSH approval holders. <b>To:</b> <i>Current NIOSH approval holders may use this type of application to submit new or updated Quality Assurance (QA) Manuals. This type of application is limited to current approval holders only.</i>
17-Nov-17	<b>Section 2 Number 9</b> Types of Applications Reason for application	Reason for application. <b>Added:</b> <i>Also, list the Corrective Action Request (CAR) number associated with the application.</i>
17-Nov-17	<b>Section 3</b> 3.1 Quality Assurance Documentation	Second paragraph. <b>Added:</b> <i>Submit only the sections that have been revised and an updated revision history sheet in a separate QA Application.</i>



17-Nov-17	<b>Section 3</b> 3.5 Air-Purifying Filtering Facepiece Respirator Test Fees	<p><b>Second paragraph below table. Deleted:</b> Do not issue a single payment (check or pay.gov) for multiple invoices. Separate payments (check or pay.gov) are required for each application invoice received. Include the AAR# on the payment so it is properly credited.</p> <p><b>Added:</b> A single payment (check or pay.gov) for multiple invoices is allowed. Include the AAR#s for each associated application on the check or the pay.gov receipt so they will be properly credited. Separate payments (check or pay.gov) will also be allowed for each application invoice.</p> <p><b>Added:</b> For application fee invoices, included the TN number(s) associated with the payment. To indicate a final payment for a specific application(s), add an "F" after the TN number(s) (TN-nnnn-F).</p>
17-Nov-17	<b>Section 3</b> 3.10 Assembly Matrix	First bullet: <b>Fixed</b> the hyperlink for example.
17-Nov-17	<b>Section 3</b> 3.13 Private Labeling	Third paragraph: <b>Added:</b> A specific section titled "S-Special Instructions Section" is to be added to the private label User Instructions as follows:
17-Nov-17	<b>Section 3</b> 3.14 User Instructions	Sixth paragraph: <b>Added:</b> For all Air-Purifying Filtering Facepiece Respirators that include a nuisance level odor removal layer in the filter or other design, the following must be included in the User Instructions <i>under a Special "S" titled listing</i> :
12-Mar-18	<b>Section 3</b> <b>3.16</b> Summary of Related Documents	<b>Added at the end:</b> In addition to the application file, the manufacturer must submit related project documents. These documents must be in English and saved with the following file-naming conventions. Any files created in a language other than English will be returned unprocessed.
17-Nov-17	<b>Section 3</b> 3.17 File Naming Conventions	<p>Bulleted list under table. <b>Added</b> two new bullets:  NIOSH will only accept single documents under a single filename.</p> <p><i>Multiple documents under a single filename will not be accepted and the application may be denied.</i></p>
17-Nov-17	<b>Section 4</b> 4.4 Denial of a Project Undergoing NIOSH Evaluation	<b>Added:</b> Too many changes to many approvals and the changes are not related. (many changes to many approvals) to the end of the bulleted list.
17-Nov-17	<b>Appendix</b> Acronyms	<b>Added:</b> CAR - Corrective Action Request