

Report “Top Number of Results” Feature


We have updated many of our “Top Number” reports to allow users the ability to change the number of results returned. The report results can now be adjusted on the Options tab when running the report using the “Top Number of Results” field located at the bottom of applicable reports.



With this new feature, users can now choose the number of desired results for specific reports and will no longer need to purchase a custom report.

RUN REPORT

Report: Top 10 Airlines

Options Filters Email Distribution FTP Distribution

Report ID: 311
Report Type:  Report
Original Report Name: Top 10 Airlines
Runtime Report Name:
Corporation:
Date Field:
Start Date:
End Date:
Export Type:
Currency:
Language:
Report Description:
Show Filter Criteria: Yes No
Top Number of Results:





If you **DO NOT** change the title in the Runtime Report Name field on the Options tab, the original report name and results number will show on the Report History page, the report title header and on the Filter Criteria (cover page) if using.

| REPORT HISTORY | | | |
|-----------------|-------------------------|--------|---------------------------------|
| Quick search... | | | |
| Report ID | Run Date | Batch | Report |
| 311 | 05/19/20 02:50:58 PM | Ad Hoc | Top 10 Airlines |

Filter Criteria (cover page)

| | | |
|--|----------------------|-----------------|
| Top 10 Airlines | | |
| Date Range: | 04/01/20 to 04/30/20 | |
| Processed Date: | May 19, 2020 2:50 pm | |
| Report ID: | 311 | |
| Report Description: | | |
| <p>Top 10 Airlines. Report includes Air ONLY. Transaction types Sales, Refunds and Exchanges. Vouchers Excluded. Report results in Vendor Name, Ticketed Trips, % of Trips, Ticketed Volume, % of Volume. Grand Total provided. Bar Chart w/ Top 5 Airlines. Trips are counted as one ways not counting connections. Total Paid = Ticketed Volume. Net Transactions = Sales (1), Refunds (-1) and Exchanges (0).</p> | | |
| Filter Criteria | | |
| Name | Operator | Value(s) |
| Corporation | = | ALL |

The report title header

| |
|---|
| All |
| Printed: 07/23/2020 |
| Date Range: 06/01/20 to 06/30/20 |
| Top 10 Airlines |




You will want to change the Runtime Report name on the Options tab to reflect the new number of results you select. The new report name will show in Report History, the report title header and in the Filter Criteria (Cover Page) if using.

RUN REPORT

Report: Top 20 Airlines - Demo, Inc.

Options Filters Email Distribution FTP Distribution Run Now Cancel

Report ID: 311
 Report Type:  Report
 Original Report Name: Top 10 Airlines
 Runtime Report Name: **Top 20 Airlines - Demo, Inc.**
 Corporation: Demo, Inc.
 Date Field: IssuedDate
 Start Date: 4/1/2020
 End Date: 4/30/2020
 Export Type: PDF
 Currency: No Currency Conversion
 Language:
 Report Description: Top 10 Airlines. Report includes Air ONLY. Transaction types Sales, Refunds and Exchanges. Vouchers Excluded. Report results in Vendor Name, Ticketed Trips, % of Trips, Ticketed Volume, % of Volume. Grand Total provided. Bar Chart w/ Top 5
 Show Filter Criteria: Yes No
 Top Number of Results: 20

Report History

REPORT HISTORY

Quick search...

| Report ID | Run Date | Batch | Report |
|-----------|-------------------------|--------|--|
| 311 | 05/19/20 02:44:40 PM | Ad Hoc | Top 20 Airlines - Demo, Inc. |



Filter Criteria (cover page)

Top 20 Airlines - Demo, Inc.

Date Range: 04/01/20 to 04/30/20

Processed Date: May 19, 2020 2:47 pm

Report ID: 311

Report Description:

Top 10 Airlines. Report includes Air ONLY. Transaction types Sales, Refunds and Exchanges. Vouchers Excluded. Report results in Vendor Name, Ticketed Trips, % of Trips, Ticketed Volume, % of Volume. Grand Total provided. Bar Chart w/ Top 5 Airlines. Trips are counted as one ways not counting connections. Total Paid = Ticketed Volume. Net Transactions = Sales (1), Refunds (-1) and Exchanges (0).

Filter Criteria

| Name | Operator | Value(s) |
|-------------|----------|------------|
| Corporation | = | Demo, Inc. |

The report title header

Top 20 Airlines - Demo, Inc.

