

GRASP DATA

State of the Art Web-based Management Reporting Product

Recommended screen resolution 1024 x 768

(Locate on desktop under Control Panel / Display Settings)

Website: www.graspdata.com

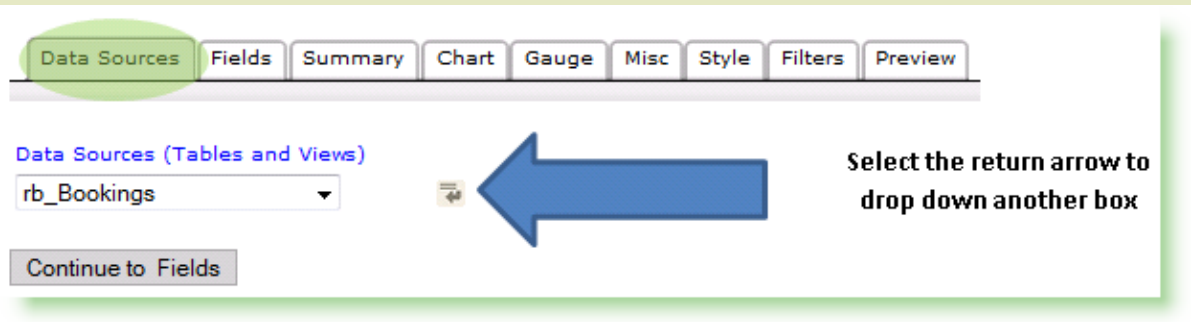
Report Builder Advanced

UDID's Over 100 – Column Grouping – Field Value – Expressions

Recommended Prerequisite Course: Report Builder – Designing A Report

❖ Adding UDID's Over 100

- Data Sources Tab
- Open New Data Source
- Select 'rb_UDIDs' From Drop Down List
- Select One For Each UDID Over 100



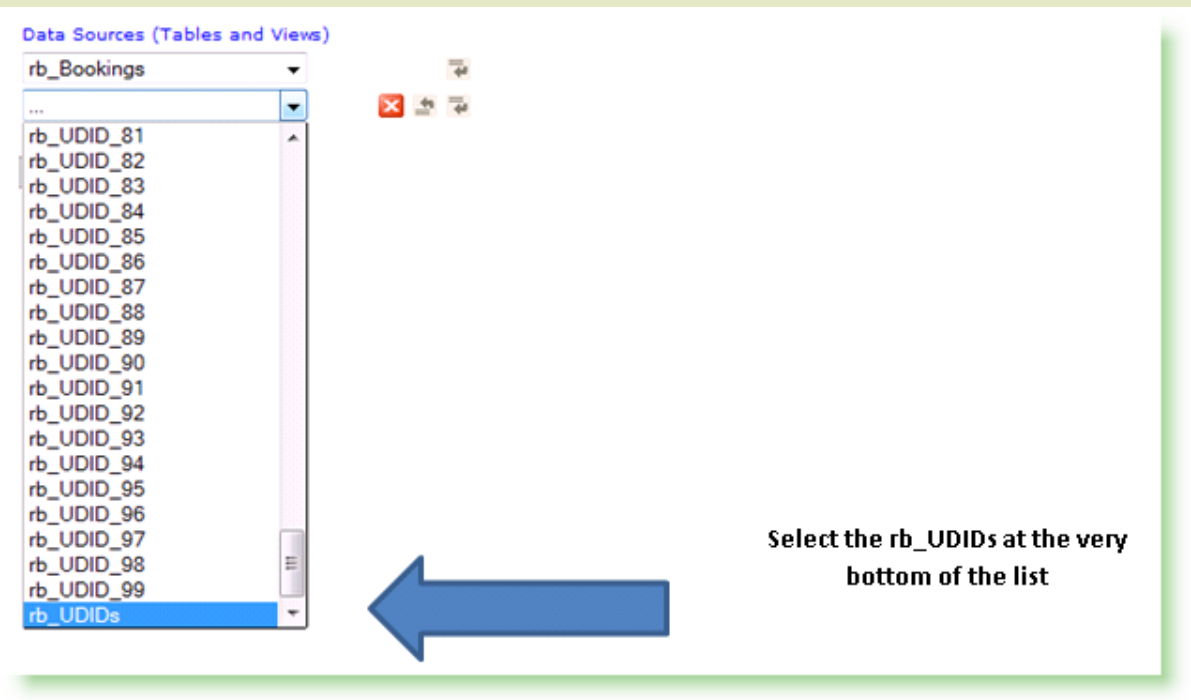
Data Sources Fields Summary Chart Gauge Misc Style Filters Preview

Data Sources (Tables and Views)

rb_Bookings

Continue to Fields

Select the return arrow to drop down another box



Data Sources (Tables and Views)

rb_Bookings

rb_UDID_81

rb_UDID_82

rb_UDID_83

rb_UDID_84

rb_UDID_85

rb_UDID_86

rb_UDID_87

rb_UDID_88

rb_UDID_89

rb_UDID_90

rb_UDID_91

rb_UDID_92

rb_UDID_93

rb_UDID_94

rb_UDID_95

rb_UDID_96

rb_UDID_97

rb_UDID_98

rb_UDID_99

rb_UDIDs

Select the rb_UDIDs at the very bottom of the list

REPORT BUILDER

Grasp Data Report Builder Instructions Page 2

Data Sources (Tables and Views)

rb_Bookings					
rb_UDIDs	0_LINK_BookingID	=	rb_Bookings	0_LINK_BookingID	Inner (Direct)
rb_UDIDs	0_LINK_BookingID	=	rb_UDIDs	0_LINK_BookingID	Inner (Direct)

- Building A Detail Report
 - Fields Tab
 - Field Selection = UDID Value
 - Multiple UDID's Over 100 = Repeat Adding the Field
 - Description is Free Form To Describe The UDID

Data Sources **Fields** Summary Chart Gauge Misc Style Filters Preview

UDID Value

- Unused E-Ticket Expiration Date
- Unused E-Ticket GDS
- Unused E-Ticket Used Date
- Vendor Address
- Vendor City
- Vendor Code
- Vendor Country Code
- Vendor InterfaceID
- Vendor Name
- Vendor Payment Date
- Vendor Payment Status
- Vendor Phone
- Vendor Remarks
- Vendor State
- Vendor Zip
- rb_UDIDs**
- 0_LINK_BookingID
- AccountID
- UDID Number
- UDID Value**

Summary Preview

If you want to pull the value of a UDID then select UDID Value.

UDID Value Airline LF

- Define UDID's For Your Report
 - Filters Tab

Data Sources Fields Summary Chart Gauge Misc Style **Filters** Preview

UDID Number

Vendor Code

Vendor Country Code

Vendor InterfaceID

Vendor Name

Vendor Payment Date

Vendor Payment Status

Vendor Phone

Vendor Remarks

Vendor State

Vendor Zip

UDID Number

UDID Value

Please note as the additional UDID is labeled as UDIDs2, then select UDID Number

1 UDID Number Equals (Popup)

2 UDID Number Doesn't Equal (Popup)

3 ...

Show Filters In Report Description

Require ... Parameters in Viewer

Filter Logic: (F1 OR F2) AND F3 OR F4

OK Cancel

- Select UDID Number From Drop Down Box
- Operator – Example of Equals Popup
- Select From Popup Box

❖ Column Grouping

Account Name	Transactions		Sales	
	Trans Type	# of Trans	% of Trans	% of Sales
ABC Company 178	Exchange	25	1.1%	\$4,144.33
ABC Company 18223	Exchange	28	1.2%	\$5,895.04
ABC Company 18228	Exchange	14	0.6%	\$2,292.67
ABC Company 178	Refund	5	0.2%	(\$2,731.44)
ABC Company 18754	Refund	2	0.1%	(\$731.60)
ABC Company 178	Sale	929	39.8%	\$340,720.47
ABC Company 18223	Sale	928	39.7%	\$228,728.46
ABC Company 18228	Sale	396	17.0%	\$134,914.99
ABC Company 18754	Sale	9	0.4%	\$3,216.67
		2,336	100%	\$716,449.59

Summary Example Above
Detail Example Next Page

ABC Company 178

Invoice	Tck / Conf	Airline	Transactions		Sales	
		Vendor ▲	# of Trans	% of Trans	Sales	% of Sales
176853	4733932535	AMERICAN AIRLINES	1	4.5%	\$431.51	4.8%
176835	4733932534	AMERICAN AIRLINES	1	4.5%	\$318.50	3.5%
176406	4713013171	AMERICAN AIRLINES	1	4.5%	\$868.94	9.7%
176381	4713013170	AMERICAN AIRLINES	1	4.5%	\$317.00	3.5%
176019	4713013159	AMERICAN AIRLINES	1	4.5%	\$450.00	5.0%
176017	4713013159	AMERICAN AIRLINES	1	4.5%	\$646.00	7.2%
175941	4713013155	AMERICAN AIRLINES	1	4.5%	\$129.50	1.4%
175458	4712884883	AMERICAN AIRLINES	1	4.5%	\$273.00	3.0%
175431	4712884881	AMERICAN AIRLINES	1	4.5%	\$423.00	4.7%
174665	4712744900	AMERICAN AIRLINES	1	4.5%	\$459.00	5.1%
571172	4474060866	AMERICAN AIRLINES	1	4.5%	\$393.46	4.4%
174236	4712598055	AMERICAN AIRLINES	1	4.5%	\$340.00	3.8%
174220	4712598054	AMERICAN AIRLINES	1	4.5%	\$345.50	3.8%
174124	4712598050	AMERICAN AIRLINES	1	4.5%	\$330.00	3.7%
174349	4712598062	AMERICAN AIRLINES	1	4.5%	\$224.00	2.5%
176994	4733932539	AMERICAN AIRLINES	1	4.5%	\$553.00	6.1%
176553	4713168553	AMERICAN AIRLINES	1	4.5%	\$328.00	3.6%
177228	4812689902	AMERICAN AIRLINES	1	4.5%	\$0.00	0.0%
177174	4733932545	AMERICAN AIRLINES	1	4.5%	\$553.00	6.1%
177331	4734275752	AMERICAN AIRLINES	1	4.5%	\$644.46	7.2%
177244	4733932549	AMERICAN AIRLINES	1	4.5%	\$623.00	6.9%
174059	4712447446	AMERICAN AIRLINES	1	4.5%	\$345.50	3.8%
4264690			22	100%	\$8,996.37	100%

- Allows For Common Labeling On Single And Multiple Columns
- Cannot Be Used In Pivot Tables
- Design Report In Fields or Summary Tab
- Create Report

Field	Description	Sort	Filter	Function	Format	
Account Name	Account Name	<input checked="" type="checkbox"/>	<input checked="" type="checkbox"/>	<input checked="" type="checkbox"/>
Invoice Number	Invoice	<input type="checkbox"/>	<input type="checkbox"/>	<input checked="" type="checkbox"/>
Document Number	Tck / Conf	<input type="checkbox"/>	<input type="checkbox"/>	<input checked="" type="checkbox"/>
Vendor Name	Vendor	<input checked="" type="checkbox"/>	<input type="checkbox"/>	<input checked="" type="checkbox"/>
NetTransactionCount	# of Trans	<input type="checkbox"/>	<input type="checkbox"/>	...	0,000	<input checked="" type="checkbox"/>
NetTransactionCount	% of Trans	<input type="checkbox"/>	<input type="checkbox"/>	...	% of Group (with rounding)	<input checked="" type="checkbox"/>
Total Paid	Sales	<input type="checkbox"/>	<input type="checkbox"/>	...	\$0.00	<input checked="" type="checkbox"/>
Total Paid	% of Sales	<input type="checkbox"/>	<input type="checkbox"/>	...	% of Group (with rounding)	<input checked="" type="checkbox"/>
...		<input type="checkbox"/>	<input type="checkbox"/>	<input checked="" type="checkbox"/>

☒ Add Subtotals

Quick Add Add Pivot Continue to Summary Preview

REPORT BUILDER

Grasp Data Reports Instructions Page 5

- Open Advanced Tab For Field Needing Column Header
 - Name In Column Group

- Ok
- Repeat In Advance Tab For Each Field Applicable

****Hint: Best To Use Copy & Paste When Using Column Header In More Than One Field**

❖ Field Value

- Allows You To Create 1, 2, 3 and 4 Columns In Your Report
- Located In The Style Tab
- Create Report

Field	Description	Sort	Value	Format
Account Name	Account Name	<input checked="" type="checkbox"/>	<input checked="" type="checkbox"/>	...
Invoice Number	Invoice	<input type="checkbox"/>	<input type="checkbox"/>	...
Document Number	Tck / Conf	<input type="checkbox"/>	<input type="checkbox"/>	...
Vendor Name	Vendor	<input checked="" type="checkbox"/>	<input type="checkbox"/>	...
NetTransactionCount	# of Trans	<input type="checkbox"/>	<input type="checkbox"/>	0,000
NetTransactionCount	% of Trans	<input type="checkbox"/>	<input type="checkbox"/>	% of Group (with rounding)
Total Paid	Sales	<input type="checkbox"/>	<input type="checkbox"/>	\$0.00
Total Paid	% of Sales	<input type="checkbox"/>	<input type="checkbox"/>	% of Group (with rounding)
...		<input type="checkbox"/>	<input type="checkbox"/>	...

☒ Add Subtotals

Quick Add Add Pivot Continue to Summary Preview

Grasp Data Reports Instructions Page 5 Continues On Page 6

REPORT BUILDER

Grasp Data Reports Instructions Page 6

Data Sources
Fields
Summary
Chart
Gauge
Misc
Style
Filters
Preview

Report order
Detail
Chart
Gauges
Summary

Field/Value column pairs
4
☒ Show main report in Field | Value style
☐ Show summary report in Field | Value style
Continue to Filters Preview

- Select Number of Columns To Appear In Report
- Select If You Want Columns In Your Field Tab And / Or Summary Tab
- Example Selected 4 Columns

Field Value
Demo, Inc.

Transaction Type =
Exchange,Refund,Sale
Issued Date Between 10/1/2014
10/31/2014

Account Name	ABC Company 178	Trans Type	Exchange	# of Trans	25	% of Trans	1.1%
Sales	\$4,144.33	% of Sales	0.6%				
Account Name	ABC Company 18223	Trans Type	Exchange	# of Trans	28	% of Trans	1.2%
Sales	\$5,895.04	% of Sales	0.8%				
Account Name	ABC Company 18228	Trans Type	Exchange	# of Trans	14	% of Trans	0.6%
Sales	\$2,292.67	% of Sales	0.3%				
Account Name	ABC Company 178	Trans Type	Refund	# of Trans	5	% of Trans	0.2%
Sales	(\$2,731.44)	% of Sales	-0.4%				

Grasp Data Reports Instructions Page 6 Continues On Page 7

REPORTS

Grasp Data Reports Instructions Page 7

❖ Expressions

- Allows You To Alter Field Results
- Uses Data Source Tables
- Located In The Fields Advanced Tab
- Arithmetic Example
 - Data Source: rb_bookings
 - Field: Booking Duration
 - Pre-calculated field = End Date – Start Date
- Client would like (End Date – Start Date) + 1 day

Field	Description	Sort	VG	A	Function	Format				
Account Type	Account Type	<input type="checkbox"/>	<input type="checkbox"/>	<input type="checkbox"/>	<input type="checkbox"/>	<input type="checkbox"/>	<input type="checkbox"/>	<input type="checkbox"/>
Traveler Name	Passenger	<input type="checkbox"/>	<input type="checkbox"/>	<input type="checkbox"/>	<input type="checkbox"/>	<input type="checkbox"/>	<input type="checkbox"/>	<input type="checkbox"/>
Low Fare	Low Fare	<input type="checkbox"/>	<input type="checkbox"/>	<input type="checkbox"/>	...	\$0.00	<input type="checkbox"/>	<input type="checkbox"/>	<input type="checkbox"/>	<input type="checkbox"/>
Total Paid	Total Paid	<input type="checkbox"/>	<input type="checkbox"/>	<input type="checkbox"/>	...	\$0.00	<input type="checkbox"/>	<input type="checkbox"/>	<input type="checkbox"/>	<input type="checkbox"/>
Booking Duration	Booking Duration	<input type="checkbox"/>	<input type="checkbox"/>	<input type="checkbox"/>	...	0,000	<input type="checkbox"/>	<input type="checkbox"/>	<input type="checkbox"/>	<input type="checkbox"/>
Booking Duration	Duration	<input type="checkbox"/>	<input type="checkbox"/>	<input type="checkbox"/>	...	0,000	<input type="checkbox"/>	<input type="checkbox"/>	<input type="checkbox"/>	<input type="checkbox"/>
...		<input type="checkbox"/>	<input type="checkbox"/>	<input type="checkbox"/>	<input type="checkbox"/>	<input type="checkbox"/>	<input type="checkbox"/>	<input type="checkbox"/>

☐ Add Subtotals

Column Group	<input type="text"/>
Hide this field	<input type="checkbox"/>
Sort (z-a)	<input type="checkbox"/>
Italic	<input type="checkbox"/>
Bold	<input type="checkbox"/>
Width	<input type="text"/>
Label Justification	<input type="checkbox"/> M
Value Justification	<input type="checkbox"/> M
Subreport	...
Drill-Down Style	...
Url	example:Page.aspx?id={0}&value={1}
Subtotal Function	(Default)
Gradient Cells Shading	<input type="checkbox"/>
Expression	1 + [rb_bookings.Booking Duration]
OK	

Account Type	Passenger	Low Fare	Total Paid	Booking Duration	Duration
C	FULLER/MICHAEL DR	\$519.00	\$519.00	2	3
C	FULLER/MICHAEL DR	\$0.00	\$95.00	2	3
C	FULLER/MICHAEL DR	\$0.00	\$86.00	1	2
C	CRAWFORD/CHRISTY	\$0.00	\$479.98	2	3
C	BARCHI/DAVID W	\$528.00	\$527.50	2	3
C	REGO/CLAIRE	\$135.50	\$159.00	2	3
C	REGO/CLAIRE	\$0.00	\$82.94	1	2
C	REGO/CLAIRE	\$0.00	\$76.09	1	2
C	YONEHIRO/HAROLD D	\$0.00	\$135.00	1	2
C	WRIGHT/TERRI R	\$177.00	\$177.00	1	2
C	WRIGHT/TERRI R	\$0.00	\$57.50	1	2

- $$[\text{rb_bookings.Total Paid}] / (1 + [\text{rb_bookings.Booking Duration}])$$

Field	Description	Unit	Value	Unit	Formula	Formulas
Account Type	Account Type					
Traveler Name	Passenger					
Low Fare	Low Fare				\$0.00	
Total Paid	Total Paid				\$0.00	
Booking Duration	Booking Duration				0,000	
Booking Duration	Duration				0,000	
Booking Duration	Cost Per Day				\$0.00	
...						

☐ Add Subtotals

Column Group

Hide this field ☐

Sort (z-a) ☐

Italic ☐

Bold ☐

Width

Label Justification

Value Justification

Subreport

Drill-Down Style

Url

Subtotal Function


Gradient Cells Shading ☐

Expression

OK

Expressions 2
Demo, Inc.

Issued Date Between
10/1/2014 10/31/2014



Account Type	Passenger	Low Fare	Total Paid	Duration	Cost Per Day
C	FULLER/MICHAEL DR	\$519.00	\$519.00	3	\$173.00
C	FULLER/MICHAEL DR	\$0.00	\$95.00	3	\$31.67
C	FULLER/MICHAEL DR	\$0.00	\$86.00	2	\$43.00
C	FULLER/MICHAEL DR	\$0.00	\$86.00	2	\$43.00
C	CRAWFORD/CHRISTY	\$0.00	\$479.98	3	\$159.99
C	BARCHI/DAVID W	\$528.00	\$527.50	3	\$175.83
C	REGO/CLAIRE	\$135.50	\$159.00	3	\$53.00
C	REGO/CLAIRE	\$0.00	\$82.94	2	\$41.47
C	REGO/CLAIRE	\$0.00	\$76.09	2	\$38.05
C	YONEHIRO/HAROLD D	\$0.00	\$135.00	2	\$67.50

- Example Multiple Fields in One Column
 - Data Source: rb_bookings
 - Fields: Vendor City + Vendor State

[rb_bookings.Vendor City] + ', ' + [rb_bookings.Vendor State]

[illegible]

Column Group	<input type="text"/>
Hide this field	<input type="checkbox"/>
Sort (z-a)	<input type="checkbox"/>
Italic	<input type="checkbox"/>
Bold	<input type="checkbox"/>
Width	<input type="text"/>
Label Justification	<input checked="" type="checkbox"/> M
Value Justification	<input type="checkbox"/>
Subreport	<input type="text" value="..."/>
Drill-Down Style	<input type="text" value="..."/>
Url	<input type="text" value="example:Page.aspx?id={0}&value={1}"/>
Subtotal Function	<input type="text" value="(Default)"/>
Gradient Cells Shading	<input type="checkbox"/>
Expression	<input type="text" value="[rb_bookings.Vendor City] + ', ' + [rb_booki"/>
<input type="button" value="OK"/>	

Expressions 3
Demo, Inc.

Booking Type = Hotel
Issued Date Between 10/1/2014 10/31/2014

Account Type	Passenger	Low Fare	Total Paid	Booking Duration	Duration	Cost Per Day	Vendor Address
C	CLINTON/THOMAS R	\$0.00	\$372.00	3	4	\$93.00	Covington, KY
C	SANDERS/EDWARD.K	\$0.00	\$184.00	2	3	\$61.33	Dublin, OH
C	BRADY/CORY	\$0.00	\$184.00	2	3	\$61.33	Dublin, OH
C	WOLTERS/JOLYNNE	\$0.00	\$368.00	4	5	\$73.60	Dublin, OH
C	BLANEY/WILLIAM L	\$0.00	\$97.47	1	2	\$48.74	Burlington, WA
C	WEBB/CHRISTIAN CHURCH	\$0.00	\$101.75	1	2	\$50.88	Clarion, PA
C	GODFREY/CHRISTOPHER.W	\$0.00	\$63.65	1	2	\$31.83	Richland Center, WI
C	BENNETT/BRIAN H MR	\$0.00	\$194.94	2	3	\$64.98	Medford, OR
C	BENNETT/BRIAN H MR	\$0.00	\$264.10	2	3	\$88.03	Hollywood, FL
C	GODFREY/CHRISTOPHER.W	\$0.00	\$63.65	1	2	\$31.83	Richland Center, WI