

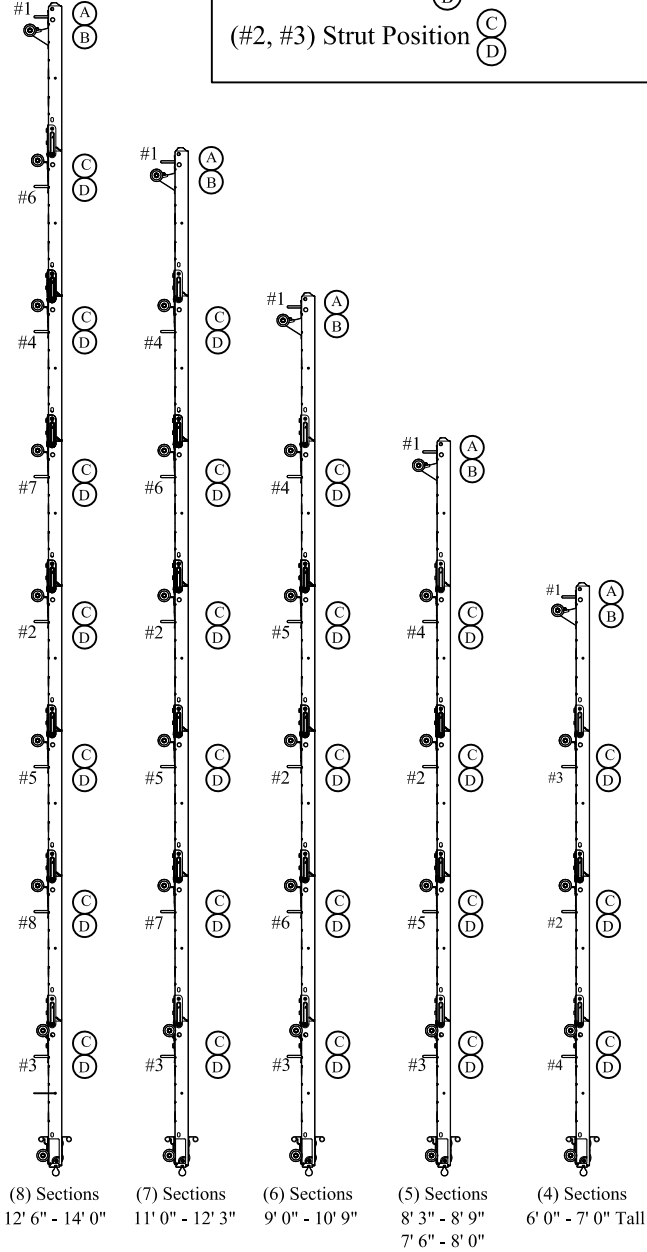


Example: 16' x 9'-3" Stonehaven ST1000
 Requires (3) Struts (#1, #2, #3) (6 sections)

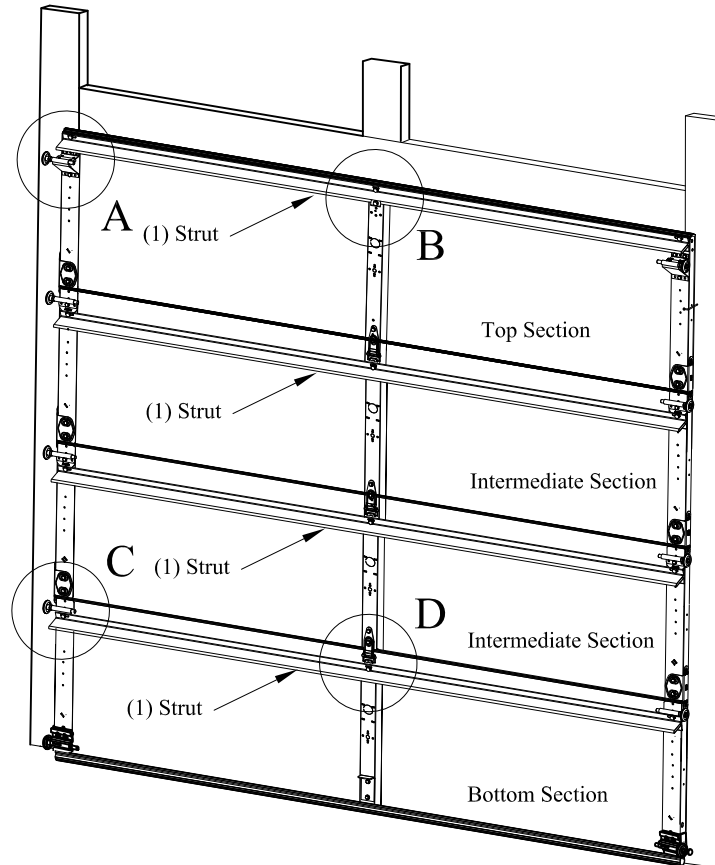
(#1) Strut Position 
 (#2, #3) Strut Position 



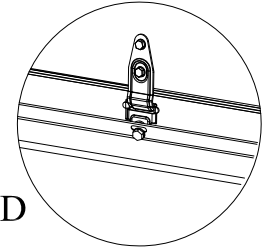
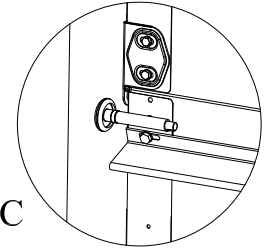
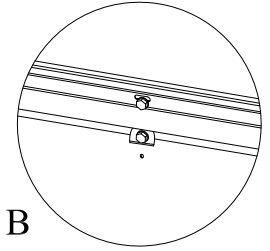
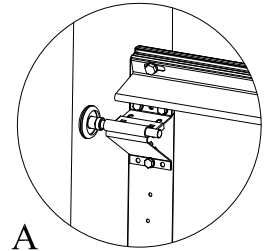
Strut Schedule: Stonehaven ST1000/ST2000*, Oak Island OS1000/OS2000*, Hanover HR1000/HR2000*

Door Width	6'-0" - 7'-0" 4 Sections	7'-6" - 8'-0" 5 Sections	8'-3" - 8'-9" 5 Sections	9'-0" - 10'-9" 6 Sections	11'-0" - 12'-3" 7 Sections	12'-6" - 14'-0" 8 Sections
6'-0" - 14'-0"	0	0	0	0	0	0
14'-2" - 16'-0"	1 (2")	1 (2")	2 (2")	3 (2")	3 (2")	4 (2")
16'-2" - 18'-0"	4 (2")	5 (2")	5 (2")	6 (2")	7 (2")	8 (2")
18'-2" - 20'-0"	4 (3")	4 (3")	5 (3")	6 (3")	7 (3")	8 (3")

Note: All doors are not available in all heights.
 * Chart also applies to insulated doors.



ASSA ABLOY



Strut Placement Schedule

Stonehaven ST1000/ST2000, Oak Island OS1000/OS2000,
 Hanover HR1000/HR2000

ASSA ABLOY Entrance Systems

165 CARRIAGE COURT
 WINSTON-SALEM, N.C. 27105

rev. 10.31.16 MD