

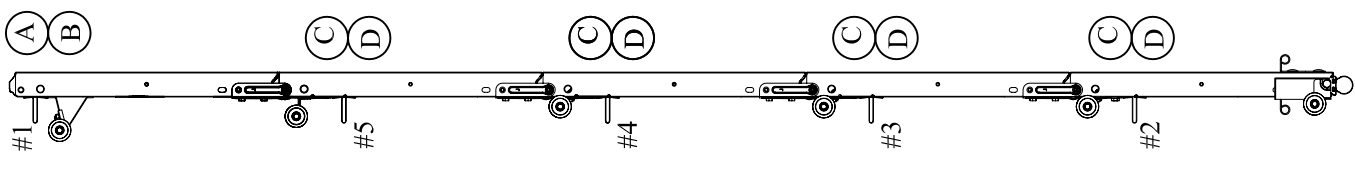
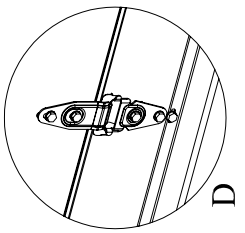

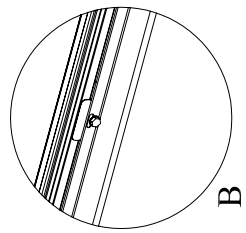
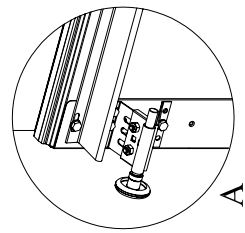


## Strut Schedule: Churchill CL3000

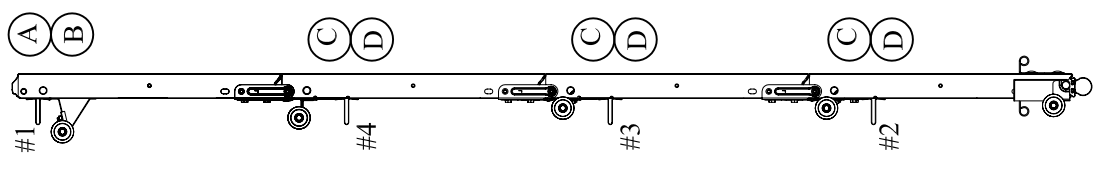
Example: 16' x 8' Churchill CL3000 (3 sections)  
 Requires (2) Struts (#1, #2)  
 (#1) Strut Position   
 (#2) Strut Position 

Width	Height	Sections	Plain	Glazed	Opener
6' 0" - 14' 0"	6'-2" - 8'-0"	3	(0) 2"	(1) 2"	(1) 2"
	8' 6" - 10' 8"	4	(1) 2"	(2) 2"	(2) 2"
	10' 10" - 13' 4"	5	(2) 2"	(3) 2"	(3) 2"
14' 2" - 16' 0"	6'-2" - 8'-0"	3	(2) 2"	(2) 2"	(2) 2"
	8' 6" - 10' 8"	4	(3) 2"	(3) 2"	(3) 2"
	10' 10" - 13' 4"	5	(4) 2"	(4) 2"	(4) 2"
16' 2" - 18' 0"	6'-2" - 8'-0"	3	(3) 3"	(3) 3"	(3) 3"
	8' 6" - 10' 8"	4	(4) 3"	(4) 3"	(4) 3"
	10' 10" - 13' 4"	5	(5) 3"	(5) 3"	(5) 3"



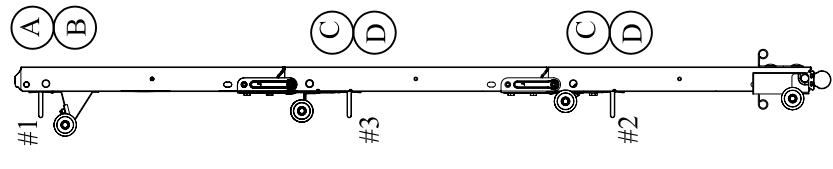
(5) Sections

10'-10" - 13'-4" Tall



(4) Sections

8'-6" - 10'-8" Tall



(3) Sections

6'-2" - 8'-0" Tall

