

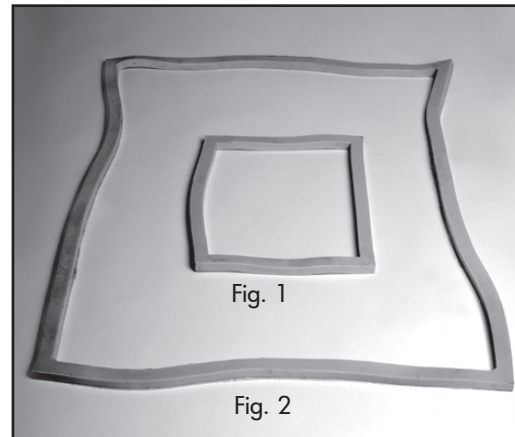
Replacement Door Gaskets

The most common vacuum leaks are due to worn gaskets. Gasket wear is caused by aging, exposure to chemicals, exposure to temperature change, plus routine opening and closing of doors. Gaskets are also exposed to constant stress resulting from vacuum level variations.

Clean-out Door Gasket (Fig. 1)

Side clean-out door gasket for a Guzzler Classic.

Part No.	Description
1250158R	13-3/8" x 17-1/8" (339.7 mm x 435 mm)



Top Baghouse Door Gasket (Fig. 2)

Part No.	Description
1250161R	4800 series (60 filter bags) — 2 required per machine 40-3/16" x 31-3/4" (1020.8 mm x 806.5 mm)
1250162R	4100 series (48 filter bags) — 2 required per machine 26" x 39" (660 mm x 990 mm)
1250166R	72 bag option — 2 required 40" x 41-1/2" (1016 mm x 1054 mm)

Poured Gasket Material

Longer lasting gasket material.

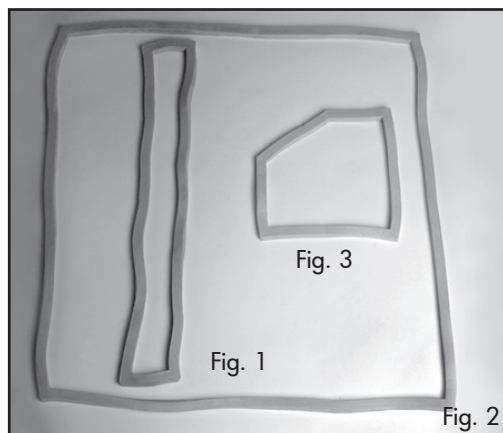
Part No.	Description
1250446	5 gallons (18.9 liters) with activator



TECH TIP: Leaks cause turbulence inside the filter system. This keeps particulates suspended right up to final filtration, causing filters to blind more quickly than normal resulting in higher fuel consumption, greater wear and tear on equipment, and reduced performance at the end of the hose.


Linear Wall Clean-out Door Gasket (Fig. 1)

Part No.	Description
1250182R	6" x 37" (152 mm x 940 mm)
1250259R	9-5/8" x 54" (244.5 mm x 1371.6 mm)
1250454B	Year 2002 to present (call with Guzzler serial number to confirm) gasket, poured fits 1375174 linear wall clean out door



Cyclone Door Gasket (Fig. 2)

Part No.	Description
1250159R	Early model, minicyclones
1250258R	Single mode, 1 large cyclone 42-1/2" x 42-1/2" (1080 mm x 1080 mm)
1250454A	Year 2002 to present (call with Guzzler serial number to confirm) gasket, poured fits 1470789 linear wall clean out door



Dump Chute Door Gasket (Fig. 3)

Early model. Used with square dump tubes.

Part No.	Description
1250157R	14-1/2" x 15-1/2" (368 mm x 940mm)

Rear Inspection Door Gasket (Fig. 4)

Fits small square inspection door on rear bulkhead.

Part No.	Description
1250011	7" x 7" (178 mm x 178 mm)

Care must be taken to ensure gaskets are installed right side up. The **flat** side of the gasket with the chamfered corners goes in the gasket retention groove on the door. Clean the gasket retention groove and use 3M™ yellow weather strip adhesive according to 3M™ instructions.

D-Ring Gasket (Fig. 5)

This 3/4" (19.05 mm) D-ring gasket is the only material that will properly seal around these doors. Sold per foot.

Part No.	Description
1250327	ACE side clean out = 4' (1.2 m) per door ACE baghouse = 12' (3.6 m) per door ACE cyclone = 10' (3 m) per door Guzzler/ACE dumpchute = 4' (1.2 m) per door



TECH TIP: Many replacement gaskets shown in this section are direct replacements to the poured-in gaskets. Removal of poured-in gasket material can be difficult. For best results, first score an outer edge with a utility knife. Apply mild heat from a heat gun and pull up one edge, working a putty knife or flat chisel under material as you heat. Try to remove the entire gasket in one piece.

All replacement gaskets should be cleaned with an oil-free solvent to thoroughly remove the manufacturer's mold-release agent. FS Solutions suggest using a Cyanoacrylate rubber adhesive for gasket installation.

Half-Opening Tailgate Gasket

Part No.	Description
1250082	20' 6" L x 1-1/4" W x 1-3/4" D (6.2 m x 31.7 mm x 44.4 mm)
1250345	O-ring
35594	Door seal, 255" long



Door Seal

Part No.	Description
1250082	255" L

Full-Opening Tailgate Gasket

For ACE and NX units with full open tailgate and Safevac.

Part No.	Description
1250358	23' L x 2-1/2" W x 1-7/16" D (7 m x 63.5 mm x 36.5 mm)
1250243V	21' L x 2-1/2" W x 1-7/16" D
1250421	Ibex Tailgate Rear Door Seal kit - 20' L x 1.76" W x 72"D.



Expansion Joint Gasket


Part No.	Description
1250192	8" (1/2" x 9" ID x 12" OD) (203 mm; 12.7 mm x 228 mm ID x 305 mm OD)
1250176	10" (1/2" x 10.5" ID x 16" OD) (254 mm; 12.7 mm x 266.7 mm ID x 406 mm OD)
1250012	12" (1/2" x 15" ID x 19" OD) (305 mm; 12.7 mm x 381 mm ID x 482 mm OD)



Coupler Gasket (Fig. 1)

Used with female hose ends.

Part No.	Description
42589	4" (101 mm)
42590	6" (152 mm)
42591	8" (203 mm)
1280097	10" (254 mm)
43372	12" (305 mm)



Profile Gasket (Fig. 2)

Orange gasket used with male hose ends.

Part No.	Description
1280269	4" (101 mm)
42590A	6" (152 mm)
42591A	8" (203 mm)

Camlock Gasket (Fig. 3)

Part No.	Description
1280962	3" (76 mm)
1280961	4" (101 mm)
1280668	6" (152 mm)
1280963	8" (203 mm)



Blower-to-Silencer Expansion Joint (Fig. 4)

Uses 2 T-bolt clamps (1320557) per expansion joint.

Part No.	Description
1250269	1/2" x 4" W x 12.75" DIA (12.7 mm x 101 mm x 323.8 mm)



Microtrainer-to-Blower Expansion Joint

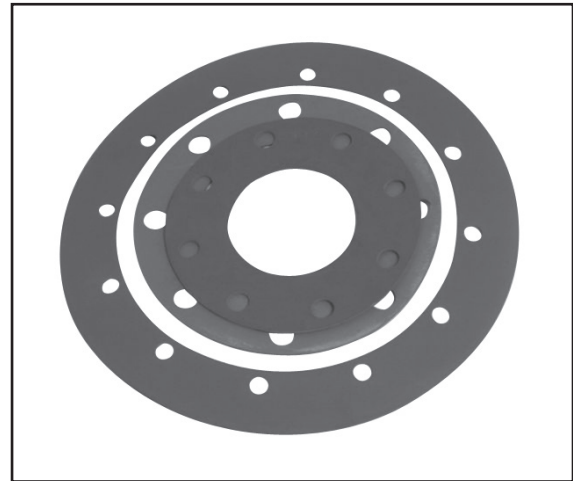
Uses 2 T-bolt clamps (1320557) per expansion joint.

Part No.	Description
1250265	1/2" x 3" W x 12.75" DIA (12.7 mm x 76 mm x 323.8 mm)

Flange Gasket

For 4" Sluloge 1250236

Part No.	Description
1250018	4" (1/8" x 4-1/4" ID x 9" OD) (101 mm; 3.2 mm x 108 mm ID x 228 mm OD)
1250019	6" (1/8" x 6-5/8" ID x 11" OD) (152 mm; 3.2 mm x 168.3 mm ID x 279 mm OD)
1250020	8" (1/8" x 8" ID x 13-1/2" OD) (203 mm; 3.2 mm x 203 mm ID x 343 mm OD)
1250021	10" (1/8" x 10" ID x 16" OD) (254 mm; 3.2 mm x 254 mm ID x 406 mm OD)
1250222	190 D x 12 ID, W/H



Boom Blind Flange Gasket (Fig. 1)

Part No.	Description
1250025	1/8" x 16-3/8" ID x 20-3/8" OD (3.2 mm x 415.9 mm x 517.5 mm)
1250026	1/8" x 12" ID x 16-1/2" OD

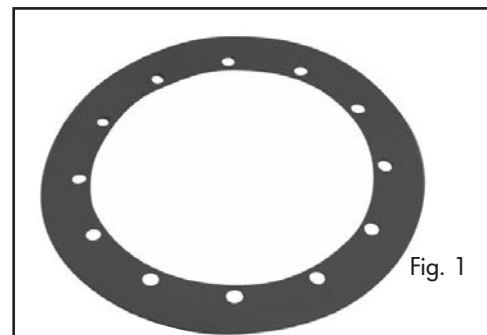


Fig. 1

Blower Gasket (Fig. 2)

Part No.	Description
1250015	14" ID x 21" OD (356 mm x 533 mm) red rubber — inlet side
1250016	12" ID x 19" OD (305 mm x 483 mm) red rubber — discharge side
1250417	Blower to Inlet Flange




Fig. 2

Rubber "U" Strap (Fig. 3)

Used with hydraulic tank straps.

Part No.	Description
45738A	3" W x 32" L (76 mm x 813 mm)

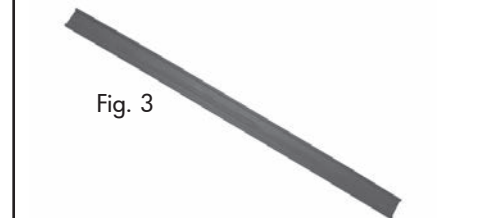


Fig. 3

Float Ball Shut-Off Rubber Seat (Fig. 4)

Used on ACE units — 2 required for DF ACE.

Part No.	Description
1250413	.5" x 8.62" ID x 9.62" OD x 1.5" W (12.7 mm x 218.9 mm x 244.3 mm x 38.1 mm)



Fig. 4

Slip Ring for Silencer (Fig. 1)

Part No.	Description
11220500	3/8" x 12-3/4" ID x 19" OD (9.5 mm x 324 mm x 482 mm)

Gasket for VRB System (Fig. 2)

Used on NX High Dump units.

Part No.	Description
11221061	8" OD x 1.5" W (203 mm x 38.1 mm), Neoprene seal
1250269	Boot, Blower to silencer
1250265	Boot, Microstrainer to blower

Blower Expansion Joint Hose

(Fig. 3)

Used on NX units.

Part No.	Description
1250269A	1/2" x 8" x 12-3/4" ID (12.7 mm x 203 mm x 323.8 mm)

Make/Break Seal (Fig. 4)

Used on NX units.

Part No.	Description
1250450D	Urethane, 40DURO, 1-3/4" (44.4 mm) thick, red
1250362	Gasket, Manifold .06" x 19.75" 21.25"
1230700A	Gasket, Blower to Manifold

Inspection Port Gasket

Part No.	Description
39893	1/8" x 10-1/2" DIA (3.2 mm x 266.7 mm)

