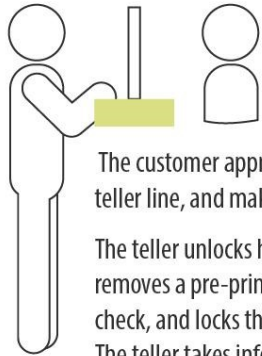


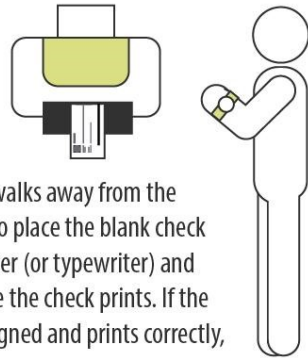
Official Check Issuance

MANUAL



The customer approaches the teller line, and makes his request.

The teller unlocks her drawer, removes a pre-printed official check, and locks the drawer back. The teller takes information from the customer about the cashier's check, such as pay-to and amount.



The teller walks away from the customer to place the blank check into a printer (or typewriter) and waits while the check prints. If the check is aligned and prints correctly, (fingers crossed) the teller gives the printed check to the customer.



The teller keeps a credit copy to submit with the daily work. This manual process for official check issuance is time consuming and inefficient. This process usually takes

8-10 minutes.

Cost to issue check:
\$2.13

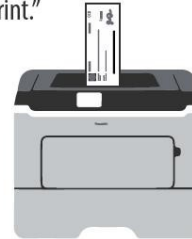
VS

SECURE MICR PRINTER



The customer approaches the teller line, and makes his request.

The teller enters pay-to and amount information and simply selects "Print."



The secure MICR printer automatically prints the entire check – the static data, variable data and MICR line – all at once in a single printer pass. The issuance data is automatically captured for compliance, audit and positive pay requirements. With a secure MICR check printing solution in place, the process takes

2 minutes.

Cost to issue check:
\$0.21

cut issuance time by




75%



virtually eliminate the risk of check fraud

save **90%**



on paper costs alone