



CREATING SPACES | *enhancing lives*



Industrial sheds  
product range



Contents

**Our story** 03

**Our core promises** 05

**Our steel** 07

**Our products**

Warehouses 09

Industrial storage 15

Factories 21

Industrial workshops 27

Precast buildings 33

Industrial depots 39

Bulk storage sheds 45

Multi-tenanted factories 51

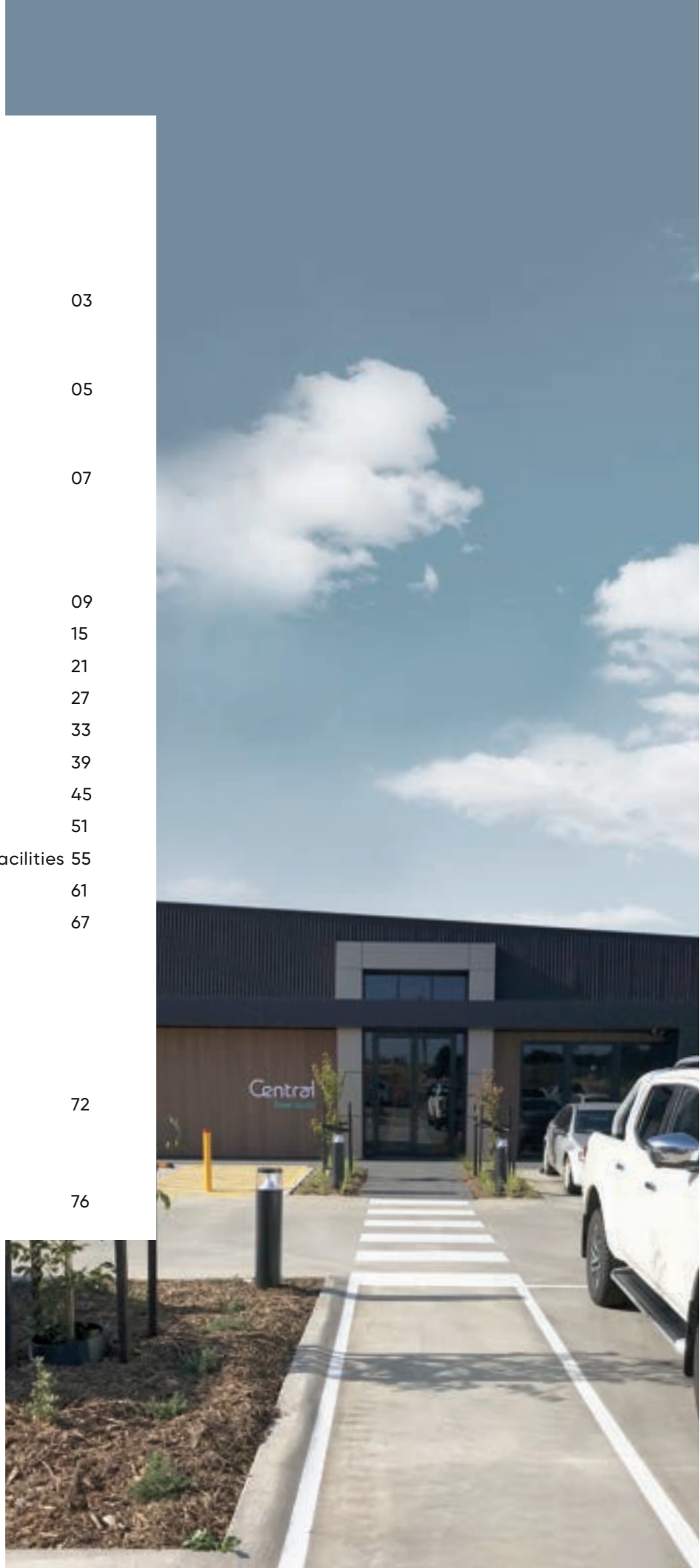
Production and manufacturing facilities 55

Saleyard covers 61

Emergency services buildings 67

**Your options** 72

**Contact us** 76



Cover image: Epsom

# An all Australian family owned business

In 1975, Central Steel Build began as a small family business with a humble, customer focused vision: to purpose build high quality industrial sheds which would stand the test of time.

We're now well into our second generation, and while our design and fabrication methods have become more sophisticated with cutting-edge modelling technology added into the mix, we've stayed true to our ideology of continuous improvement. Our team of over 70 industry specialists love what they do. Together, we work hard to deliver multi-use industrial spaces that are as timeless as they are cost-effective.

### Creating life-changing industrial spaces

Forty-five years on and we've completed hundreds of industrial builds, each of them meticulously designed to improve the working environments and lives of a wide range of clients.

We listen, speak your language and deliver what we promise, on time and within budget.

Optimising your shed space allows you to reap the best return on your investment. We also offer bespoke add ons like mezzanines, box gutters, glazing beams, slab engineering and concrete panel engineering. Clients often tell us how much they appreciate this added value, along with our honest, collaborative approach and they reward us with repeat business. We readily share information to reassure your investment decision, make obligation-free site visits and assist with all the practicalities, like due diligence and council building approvals. From design to fabrication to installation, we look forward to custom-creating an enduring space for you too.

**Our family of design and construction brands also include:**  
Aviation, Agricultural, Custom, Equinabuild, Commercial and Recreational.

CREATING SPACES | *enhancing lives*

# We've built hundreds of industrial spaces

(and we're still counting!)



## We purpose build

### Fit for purpose

While every project is unique, we always start the same way: by asking how you intend to use your space. This gives greater strength and purpose to our designs. Ultimately, it allows us to deliver a highly considered solution that's not only tailored to your needs but exceeds your expectations.



## We value engineer

### Innovation meets efficiency

No matter how complex, we promise cost-efficiency in every single project. Integrating agile workflow systems with cutting-edge modelling technology allows us to constantly review and improve processes. Scoping, costing, design innovation, quality control and installation, your project will move at pace while exceeding industry standards. We custom engineer to site-specific requirements to suit your cyclonic wind region and terrain category.



## You come back

### Trust and experience

Building a genuine relationship with you is integral to our process. Over the years, our vast industry knowledge and customer-centric style has earned the trust of countless satisfied clients, who are delighted with what we deliver. That's why over 70% of our business comes from repeat clients and referrals.



## You reap the rewards

### Great return on investment

We're 'detail' people. Our wealth of industry experience and up-to-date knowledge allows us to inject the best possible value into your building project. We are experts at designing to maximise your shed space to yield the most significant return on your investment.



## We build trust

### Consultation and advice

Sheds are not the only thing we build. We want your customer experience to be as memorable as the space we create for you. Our industry experts provide a wealth of detailed, build-specific info and extra knowledge to help you make an informed and stress-free purchase decision.



## We are family owned

### Local and sustainable

Our strong family values and open communication style set us apart. We understand the importance of local manufacturing and construction, with our buildings made from Australian steel and fabricated on site in Central Victoria. Supporting Aussie manufacturing (and local industries) is simply a part of us.

Over 70% of new projects come from repeat clients and referrals



## Standing the test of time

Take the best quality steel that meets Australian standards, add two protective processes during manufacturing and the result is a building that lasts 50+ years.

### We use 'hot dipped galvanised' steel

'HDG' is a corrosion protection process which creates a strong zinc coating with a metallurgical bond. It ensures resistance against a wide range of corrosive factors, potential damage from machinery and harsh weather conditions. HDG promises year after year of sturdy service and is easy to maintain, because:

- o Every part of the fabrication is galvanised, including recesses, sharp corners and hard-to-reach areas
- o It's thicker, self-maintaining and longer lasting
- o Unlike other steel coatings, it has exemplary resistance to physical damage
- o It's strong enough to withstand small damaged areas without repair
- o Superior rust resistance in humid and corrosive climates

### Learn about 'hot rolled' structural steel

Strength and durability are the key benefits of hot rolled structural steel. The hot rolling process eliminates the need for extra internal structural support, resulting in a more open shed space with extra clearance.

Hot rolled structural steel that's also been hot dipped galvanised is a far superior, stronger option to cold rolled structural steel, because it allows:

- o Less struts, knee bracing and collar ties for a shed space that's open and clear
- o Greater 'nudge resistance': if your tractor accidentally hits the shed wall, the structural integrity of your shed remains
- o Our unique 'roof lift' method, whereby we build the roof on the ground, for greater efficiency and safety. Cold rolled steel is too flimsy for this process





### The space

Work with us to build your specifically engineered and personally designed warehouse. We focus on careful, thorough planning to allow us to work efficiently and produce the best result possible. With over 40 years of

experience, the team at Central Steel Build is dedicated to excellence in design, engineering, fabrication and installation. We will fully project-manage the whole process to ensure absolute satisfaction upon handover.

# Warehouses

Careful and thorough planning allows us to build your ideal warehouse







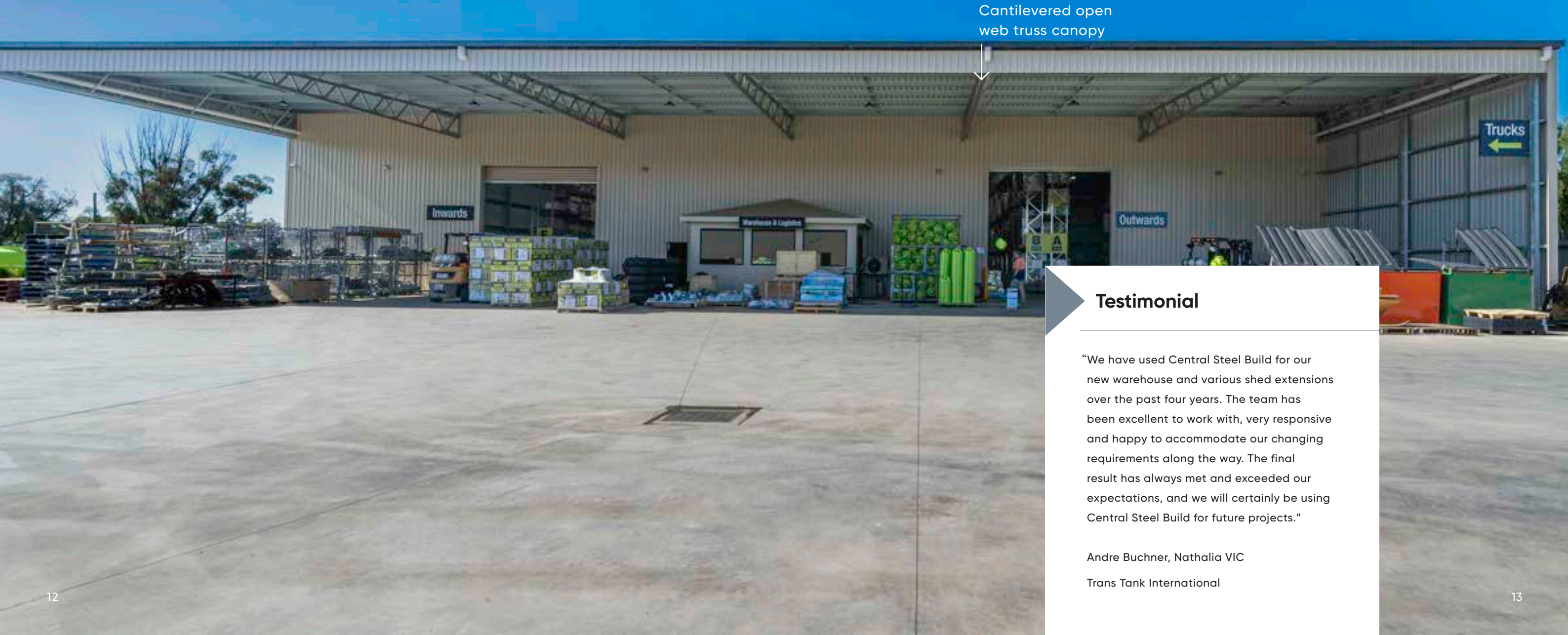
➔ Building partnerships, sharing expertise



Locations / previous page: Nathalia (left), Castlemaine (right)  
 This spread clockwise from left: Nathalia, Bendigo, Kyneton  
 Next page: Nathalia



▶ We build more than sheds,  
we construct investments



Cantilevered open web truss canopy

### Testimonial

“We have used Central Steel Build for our new warehouse and various shed extensions over the past four years. The team has been excellent to work with, very responsive and happy to accommodate our changing requirements along the way. The final result has always met and exceeded our expectations, and we will certainly be using Central Steel Build for future projects.”

Andre Buchner, Nathalia VIC


Trans Tank International



## The space

We help you to build a new premises to allow your company to grow and expand. Join forces with our experienced team and let us design you a specifically engineered building to meet your present and future storage requirements. We can help with advice, design, legal requirements, and project management so your building project will be completed on time and on budget.

We understand the importance of speaking your language, being on-site and having your needs at the forefront of every project. Central Industrial is heavily invested in developing systems, processes and technology to deliver streamlined project scoping excellence.



# Industrial storage

**On time and on budget are two results we strive for on every project**







Locations / previous page: Newport (left), Epsom (right)  
This spread clockwise from left: Newport, Epsom  
Next page: Epsom





▶ Design to construction, we're 100% customer-focused

### Testimonial

"I would definitely build with Central Steel Build again. The product is a great product, it's Australian-made, and we had no issues at all with anything. They were also incredibly helpful and accommodating when design changes were made."

Ric Lewarne, Fairfield East

Australian Workstation Manufacturers

\*The photography is not Ric's build. See this project on page 30.





### The space

Whether you're a fabricator, cabinet maker, printer, or wood worker, we can design and value-engineer your new factory to be custom and purpose built to meet your exact requirements.

From planning to production, our in-house team of experienced staff will work with you at every stage of

the process to ensure you get a high-quality industrial building that suits your needs and your budget. From advising on sizings to ensuring you've covered all the angles, we have years of experience in this industry and we know what it takes to get the job done on spec and on time.

# Factories

The ease of operation within your factory depends on the design, we specifically design for this







Locations / previous page: Bendigo (left), Castlemaine (right)  
 This spread clockwise from left: Donald, Banella, Bendigo  
 Next page: Castlemaine





► Purpose built to house your assets with hot dipped galvanised frames that protect from corrosion



**Testimonial**

“I wouldn't hesitate in recommending Central Steel Build again because I'm so pleased with the end result and the product.”

Rick Seymour, Kyneton VIC

\*The photography is not Rick's build.






### The space

Central Industrial have been building purpose-built workshops for all trades for years. We can assist you with design, construction, and complete project management. Some options you may like to consider include built-in


offices, mezzanine storage areas, extensions to existing buildings, large sliding door openings, strategic planning for maximum workflow, lighting, storage and access.

# Industrial workshops


A fit for purpose workshop designed around your specific needs







↑ Soffit lining with open web truss



Crane runway ↑ beams





Header truss to eliminate columns

We know each new business requirement is totally unique and requires a carefully-considered design that's functional


### Testimonial

"I would certainly build with Central Steel Build again and certainly recommend you. The timing, the way it was put up, everything went into place nicely, it's very structurally sound and it's a great looking shed. I think it came up a real treat."

Andrew Mahar, Mitchell Park VIC  
Pipecon

\*The photography is not Andrew's build. See this project on page 26.





### The space

We specialise in the design and construction of functional, attractive and low-maintenance buildings. We run our projects efficiently to ensure we come in on time and on budget. Our capabilities range from large clearspan sheds to rows of tilt-slab factory units. At

Central Steel Build we're market leaders for efficiency, quality, durability and functionality. From advising on sizings to ensuring you've covered all the angles, we have years of experience in this industry and we know what it takes to get the job done on spec and on time.

# Precast buildings

Our experience incorporates directing you in relation to third party precast manufacturers





## Precast buildings



Locations / previous page: Fairfield East (left), East Bendigo (right)  
this spread clockwise from left: Fairfield East, Kerang



Gantry crane rails

Custom-made to meet your business requirements

### Testimonial

“Central Steel Build were professional, punctual and reliable throughout the whole construction process. Their problem-solving skills in designing our extension to marry into our existing shed perfectly were outstanding. There were a lot of tricky angles in there and it all came together flawlessly.”

Harvey Edmonds, Kyneton VIC  
Midland Pty Ltd



## The space

No building is too large or too specialised for our capabilities. We can design and deliver a wide range of industrial buildings and industrial sheds in various sizes for your specific industrial applications, from mining

processing facilities, to warehouses, to manufacturing plants. We are the leaders in Australian value-engineered prefabricated steel buildings. Trust us! We've done it before.



# Industrial depots

**A building designed to enhance a streamlined nature of transport**







Locations / previous page: Kyneton (left), Mitchell Park (right)  
This spread clockwise from left: Mitchell Park, Castlemaine, Mitchell Park  
Next page: Mitchell Park





**Accessibility and functionality  
are key to a effective design**

### **Testimonial**

"I'd like to take this opportunity to thank you both for all your efforts during the course of the shed build. Nothing ever goes smoothly and we've certainly had our ups and downs but you finished on a high note and I'm appreciative of that. You can be proud of what you've delivered."

Blair Tozer, Site Foreman - Hutchison Builders  
Mt Isa Bunnings

\*The photography is not Mt Isa Bunnings





### The space

If bulk storage is your business and you're looking to build a new premise to allow your company to flourish, you've come to the right place. You can join forces with our experienced team to design a value-engineered facility to meet your present and future bulk storage requirements. We carefully consider load bearing walls and angles of repose to ensure we correctly

accommodate the input and output of your product. Our experienced consultants, design team and steel fabricators are based in-house, which allows us to collaborate on every step of your project, resulting in a smooth process and cost-effective bulk storage shed.

# Bulk storage sheds

Design your bulk storage shed to adequately meet current and future storage needs







Locations / previous page: Anakie (left), Berrimal (right)  
This spread: Corio  
Next page: Anakie



► We take a fresh approach to improve work flow efficiency when designing our sheds



↑ 13m apex height

↑ 40m clearspan

### Testimonial

"They were very professional in the pre-construction and planning phase which was vital given the site hard stand is constructed with a two degree slope and a challenging subsurface i.e. lots of rock! The site is also very exposed so during the actual assembly and elevation of the structure it was good to have such an experienced team working on the job. It was amazing watching it go up as one complete structure with multiple cranes used - an impressive display of teamwork and coordination."

Andrew Lucas, Anakie VIC  
Geelong Council





### The space

Large multi-tenant factory office complexes for every trade, purpose-built more economically and faster than traditional precast buildings.

We have the experience to help you work through your requirements and the expertise to customise a commercial shed precisely to your project needs.

Our renowned team has been trusted with the design of a wide range of steel buildings for commercial use since 1975. With a track record based on trust, integrity and outstanding results, you know your project is in safe hands.

# Multi-tenanted factories

Factory complexes designed to enhance productivity







**Testimonial**

“Our new shed has doubled the size of our factory, it’s improved our ability to dispatch and made it a lot easier to get stuff in and out the door.”

Marc Waddington, Castlemaine VIC  
Castlemaine Rod Shop

\*The photography is not Marc’s build





### The space

We understand that in your industry, careful building design & engineering is essential to optimise the smooth running of your business and allow for potential growth. Function and practicality are important. We also understand that in the production and manufacturing

industry, whatever you specialise in, time constraints are always a prime consideration. We don't believe in a one size fits all type of business, because our experience has taught us that people need different shaped and sized buildings to suit their needs.

# Production and manufacturing facilities

Design your building with us to enhance smooth running of business







Locations / previous page: Corio (left) Fairfield East (right)  
This spread clockwise from left: Fairfield East, Kyneton  
Next page: Benalla



▶ Hot dipped galvanised steel that meets Australian standards means it is built strong to last long



### Testimonial

“Right from the outset through to construction and the completion of the first 11,000sqm of floorspace, the results have been fantastic.”

Jim Riordan, Corio VIC

Riordan Grain

\*The photography is not Jim’s build. See this project on page 46-47.



### The space

Make your long days easier with a purpose-built saleyard cover. It's an incredible asset and provides shelter to livestock during long auction periods. When we design your saleyard cover, we think about the local topography, year-round climate and the saleyard layout.

We eliminate column locations clashing with yard gates and fences, and we check loading ramps and truck heights to maximise accessibility. The result? A cover that protects livestock and allows for smooth livestock drop-off and pick-up for transportation pre and post-auction.



# Saleyard covers

**Offering maximum productivity and minimising downtime when weather conditions are less than favourable**







Locations / previous page: Ballarat (left), Inverell (right)  
This spread clockwise from left: Inverell, Ballarat, Wagga Wagga  
Next page: Hamilton



► An improved working experience for both you and your employees



### Testimonial

“The delivery was on time, the foundations on time, erection of the shed on time. The contractors were excellent as well. Thank you CSB.”

Central Industrial client





# Emergency services buildings

Efficient and agile approach

## The space

Your new emergency services building needs to support all the functions of a modern facility. Often your complex will also need to support fire and emergency services staff and volunteers to enhance your capability to respond to different types of emergencies.

We understand this through our specialist knowledge working closely with our clients across the country for over 40 years. Our experience is your peace of mind.







Locations / All emergency services buildings photography: Carlsruhe



► An improved working experience  
for both you and your employees



Fit for purpose design



### Testimonial

“The quality of construction and overall finish were a highlight. The installer was great and made the whole job easy. Also, it came under budget. I would not hesitate to build with Central Steel Build again.

Steve Bobin, Bendigo VIC

Trans Air & Electrics

\*The photography is not Steve’s build. See this project on page 26.



# No two projects are the same



### Box gutter

Custom-made large capacity box gutters to channel rainwater from the roof to external parts of the building through a downpipe or the box gutter overflow system



### Cantilever canopies

Clearspan canopy roof area supported only by existing main shed columns. Creating covered space without the need for extra posts



### Header truss

A truss or beam fitted between multiple bays, advocates no requirement for columns in the middle. This provides a clearspan area



### Eaves

Extended roof line for protection of internal surfaces from the elements, creates shade. Option of only on sides or ends, or all sides



### Cladding profiles/ 5-rib

Both cladding profiles are Australian made economical options. 5-rib often elected for a more modern look



### Cladding profiles/ corrugated

Corri is often preferred to match in with existing sheds



### Gable roof

Most common and most cost effective. Allows clearspan, up to large distances (70m+)



### Skillion roof

Straight roof with a minimum 2 degrees fall. Typically, more expensive than a gable. An aesthetic preference



### Roof pitch

Our most common roof pitch is 7.5 degrees however this can be increased/decreased to meet your requirements

## Making the most of your build

Your Central Steel Build structure will be an asset that provides a complete solution, designed to your specific requirements.

We value that every project is unique and make it our priority to ensure that every possible detail of the build is perfect.

This will not only result in a quality space, but make sure it's achieved in the most cost effective way.

To truly customise your project, a considered range of product options are available. Talk through these options with our industrial specialists for the perfect result.





**Sliding door**

An economical way to create large access opening. It can be up to 8m wide



**Awning**

A secondary covering attached to the exterior wall of a building for additional covered or protected space



**Roller shutter**

Industrial grade roller, 3ph motorised. Repairable if damaged, making for a good investment



**PA door**

A personal access (PA) door are suitable as secure entry points



**Mezzanine**

A mezzanine level increases the floor area of the building without adding on to the building itself



**Rotary roof vent**

Prefab 'whirlybird' rotary vent. Standard sizes: 300mm to 1100mm



**Skylights**

Ideal for introducing natural filtered light inside



**Wall lights**

Ideal for introducing natural filtered light inside



**Glazing beams**

Provides lateral structural support to the glass installation or window



**Solid beam rafters**

Provides better clearance however, it's typically less economical than open web truss



**Open web truss**

Our most common and cost-effective rafter option



**Parapet wall**

An extension of the wall at the edge of the roof that creates a barrier or aesthetic purposes



Our team work hard to keep you in the loop before, during and after project completion. We treat every relationship like a valued partner, working together to get the best results possible.

We hope you have been inspired by a collection of our finished builds.

By the way, which was your favourite Central Steel Build project?

Reach out to discuss your specific design. We look forward to creating a great space to enhance *your life*.

Let's connect, find us here:

**21 Saleyards Road  
Kyneton VIC 3444**

**26 Freight Street  
Lytton QLD 4178**

📞 **1300 955 608**

✉ **[sales@centralbuild.com.au](mailto:sales@centralbuild.com.au)**

🌐 **[centralbuild.com.au](http://centralbuild.com.au)**

