

# A Day in the Life of the Visual Factory

When data flows through your factory, operators, supervisors, and management have the insights needed to keep the factory running smoothly. We call it the **Visual Factory**—the right information at the right time for the people who need it.

- CNC machine data is automatically collected, analyzed, and visualized in real time—no operator input is required
- Smart TVs create insight hubs for operators, supervisors, and managers—everyone is on the same page
- Long-term factory utilization and true costs are revealed—leadership maximizes profits and productivity

With the Visual Factory, your entire team is energized and informed, creating a continuous cycle of improvement.



Scan the code to learn more

Here's how a typical workday unfolds when you implement the Visual Factory with Datanomix.



## Take Back Your Morning

At 6:00 am, your team is emailed the Coffee Cup Report, a ready-made executive summary of the previous day's production output. Stop chasing people and paper.

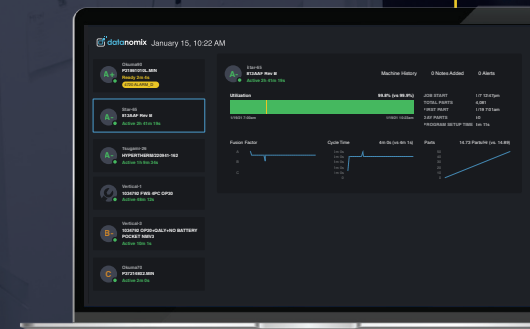
*Production Supervisors/Leads & Management*

Job	Machine	First Part	Last Part	Custom Factor	Parts	Cycle Time	Parts/Hr	Utilization
HYPERTHERM/220941-162	Taugami-26	7:00am	9:09pm	B-	1858	12m	112,45h	89.05%
813AAF Rev B	Star-65	7:03am	11:09pm	A-	243	4m 4s	14,74h	99.17%
P211881016L.MIN	Okuma90	7:28am	10:45pm	B-	16	58m 0s	1,02h	79.37%
1034792 FWS 4PC OP30	Vertical-1	10:18am	10:49pm	A-	6	1h 4m 30s	0.85h	98.88%
1054792 OP20-GALV-HO BATTERY POCKET N802	Vertical-3	7:37am	9:44pm	A-	20	2 08h	88.47h	88.51%

## Get Up & Running

When it's time to start working, Datanomix is ready. Track start up, first part, cycle times, machine utilization, Takt parts, and more—all in real time.

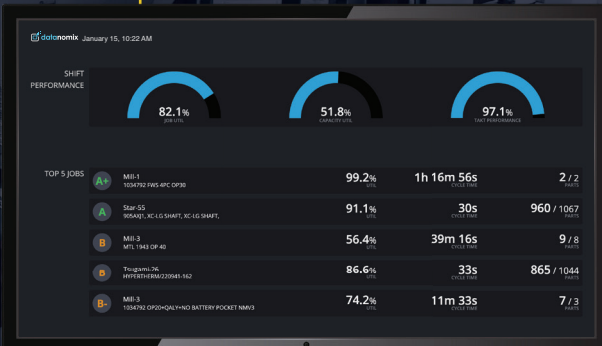
*Production Supervisors/Leads*



## Stay on Top of Issues

With live production scores on smart TVs around the factory, it's easy to see when a job needs attention—your team addresses issues sooner and smarter.

*Production Supervisors/Leads & Machine Operators*



## On the Same Page

Information flows freely as jobs progress through the factory. Everyone on the team knows what's happening right now—no surprises.

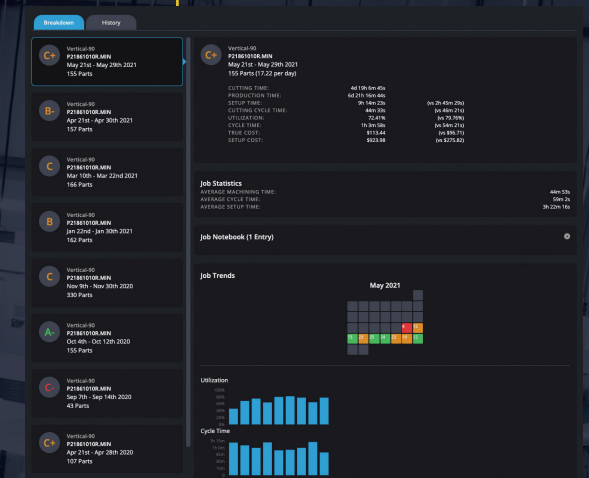
*Production Supervisors/Leads & Machine Operators*



## Get the Big Picture

Analyzing data over time provides deep insights for better job costing and business planning—increase your productivity and profits.

*Management & Quoting*



## Continuous Improvement

Digital GEMBA Boards become your factory communication hub by linking to your ERP system. Work issues to closure with problem solvers in real time.

*Management & Quality*

