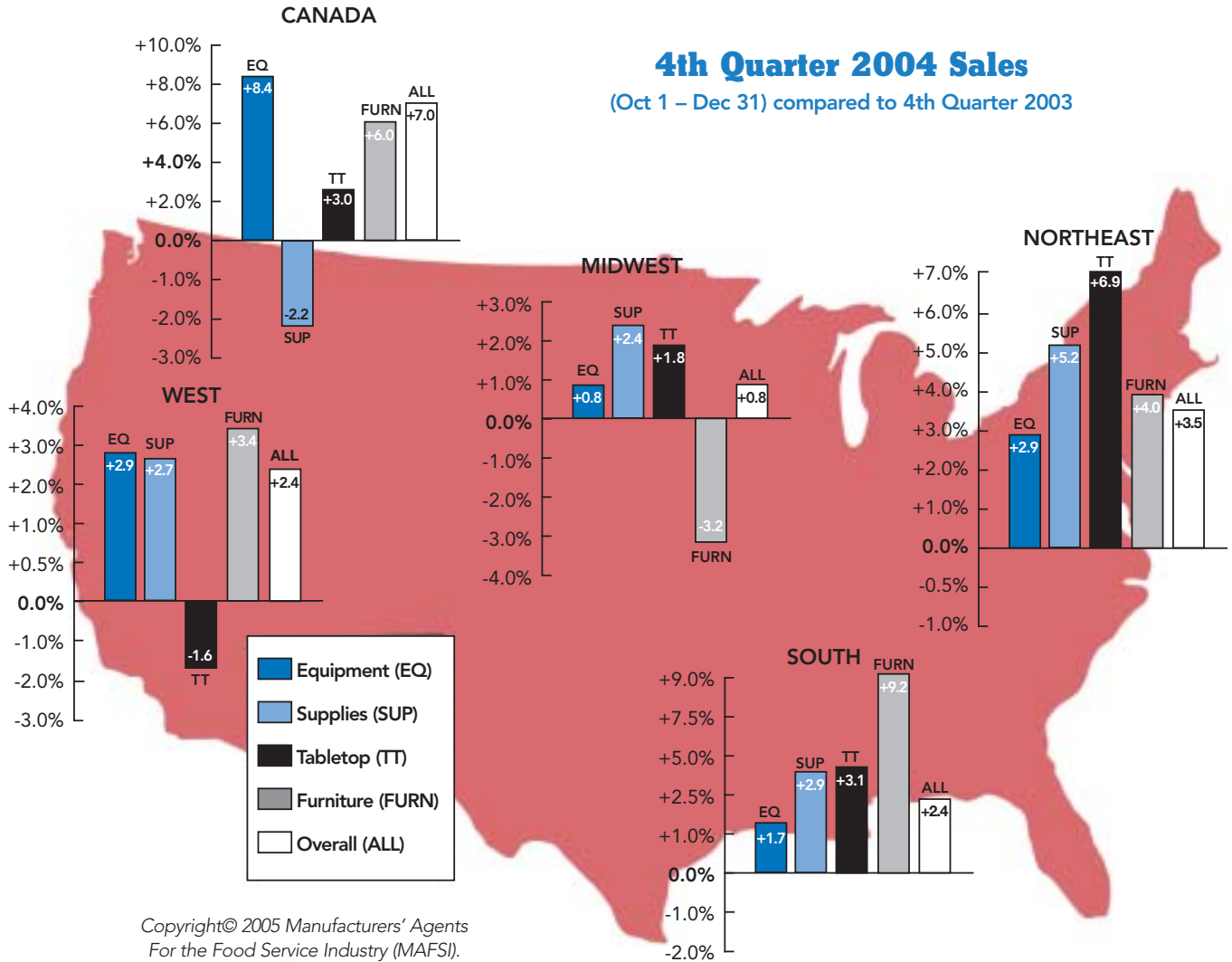


4th Quarter 2004 Sales

(Oct 1 - Dec 31) compared to 4th Quarter 2003



Copyright© 2005 Manufacturers' Agents For the Food Service Industry (MAFSI). All Rights Reserved. This survey may not be copied or reproduced without written consent by MAFSI.



MAFSI BUSINESS BAROMETER REPORTS INCREASE IN OVERALL SALES FOR Q4/04, Compared to the Same Time Last Year

All areas reported an increase in actual overall sales for fourth quarter 2004, compared to fourth quarter 2003. In looking ahead at first quarter 2005, MAFSI reps from across the U.S. and Canada forecast a 4.0 percent growth in sales, as well as a 5.6 percent growth in overall sales for 2005. This is according to the latest results of the MAFSI Business Barometer.

Compared to Q4/03, the MAFSI Business Barometer revealed that during fourth quarter 2004 overall:

- Equipment sales increased **+2.7%**
- Supply sales increased **+2.7%**
- Tabletop sales increased **+2.3%**

- Furniture sales increased **+2.5%**
- Overall sales increased **+2.6%**

For further details on your region of the country please see graphs.

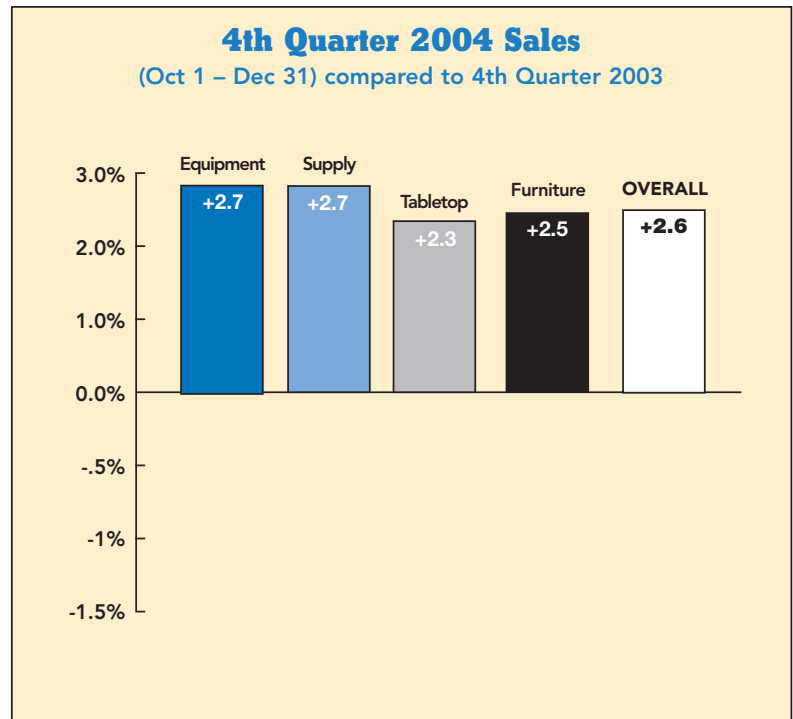
Manufacturers' representatives were surveyed from agencies across the United States and Canada for the MAFSI Business Barometer Survey. The quarterly survey is a leading economic indicator in the foodservice industry that provides an invaluable outlook on sales trends and forecast regionally and nationally. This survey is the industry's most definitive non-food sales/trend indicator.

MAFSI releases the Business Barometer on a quarterly basis. First quarter results will be released the first week in May.

**MAFSI Business
Confidence Index for
1st Quarter 2005**

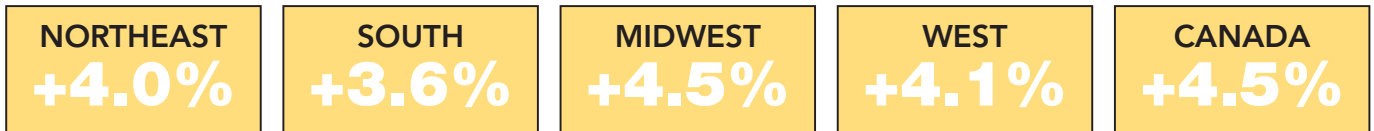
(Jan 1 – Mar. 31) compared to
1st Quarter 2004

All Regions
+4.0%



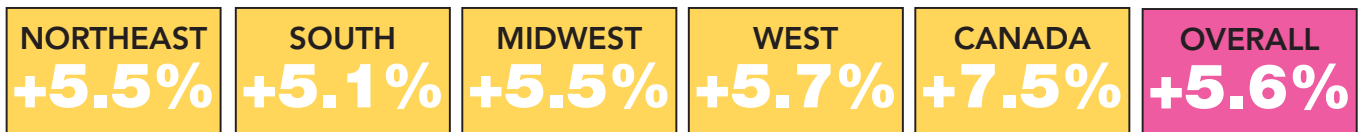
Projected 1st Quarter 2005 Sales

(Jan. 1 – Mar. 31) compared to 1st Quarter 2004



Projected 2005 Overall Sales Forecast

(Compared to Overall Sales for 2004)



Regions Represented

Total Respondents 113

NORTHEAST — ME, NH, VT, MA, RI, CT, DE, NJ, NY, PA, DC, MD, VA

SOUTH — NC, SC, GA, FL, AL, TN, MS, AR, LA, OK, TX

MIDWEST — KY, W.PA, WV, ND, SD, NE, KS, MN, IA, MO, WI, IL, IN, MI, OH

WEST — WA, OR, ID, MT, WY, CO, NM, UT, AZ, NV, CA, AK, HI

CANADA — Includes all of Canada

