

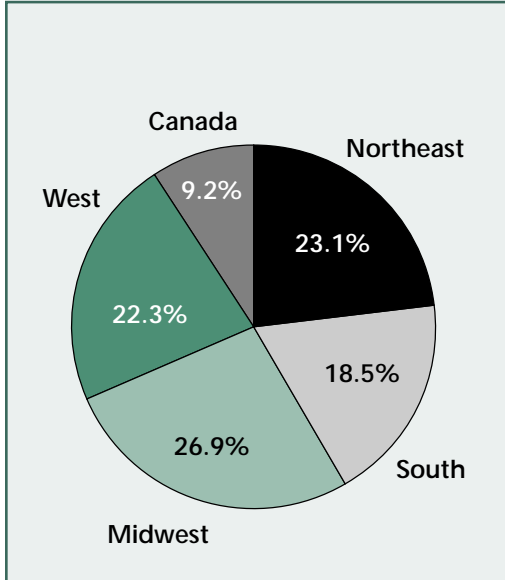
MAFSI Business Barometer

2nd Quarter MAFSI Business Barometer Reports 1.9% Sales Increase

ATLANTA – (August 5, 2002) The MAFSI Business Confidence Index shows manufacturers' rep's forecast a 1.9% increase in sales for third quarter 2002, compared to overall sales for third quarter 2001. This is according to the results recently in from the second quarter Business Barometer Survey conducted by the Manufacturers' Agents for the Food Service Industry (MAFSI).

Last quarter the MAFSI Business Barometer forecasted an increase of 2% for second quarter and the results from this quarter come in close to the forecast at an overall increase of 1.7%. While the survey shows that second quarter sales on equipment, supply and furniture increased 0.6%, 1.5% and 3.4% respectively as compared to second quarter 2001, tabletop sales remained slightly down at -0.3% compared to the same time last year.

Most regions of the country and Canada favored an increase in overall sales for second quarter compared to the same time last year. Only the Midwestern region of the U.S. showed overall sales to be slightly down for second quarter at -0.1%. The survey found that all regions of the country and Canada expected to see an increase in overall sales for third quarter.



Regions Represented

Total Respondents 130

West

WA, OR, ID, MT, WY, CO, NM, UT, AZ, NV, CA, AK, HI

Midwest

KY, W. PA, WV, ND, SD, NE, KS, MN, IA, MO, WI, IL, IN, MI, OH

South

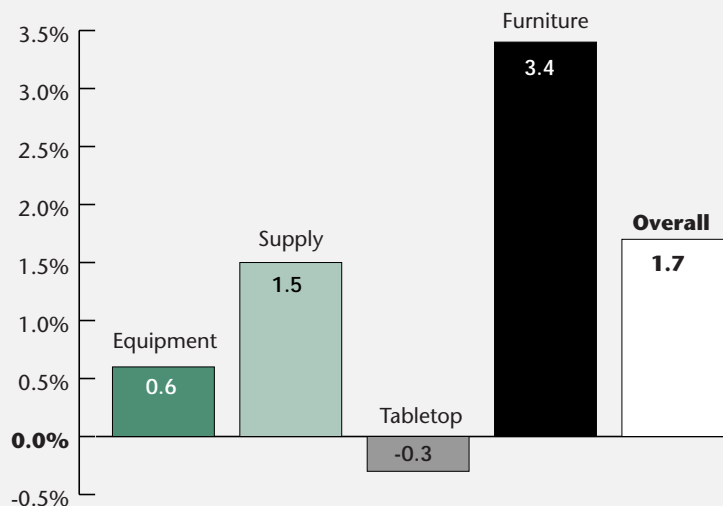
NC, SC, GA, FL, AL, TN, MS, AR, LA, OK, TX

Northeast

ME, NH, VT, MA, RI, CT, DE, NJ, NY, PA, DC, MD, VA

2nd Quarter 2002 Sales Increase/Decrease

(Apr 1-Jun 30) compared to 2nd Quarter 2001



MAFSI Business Confidence Index for 3rd Quarter

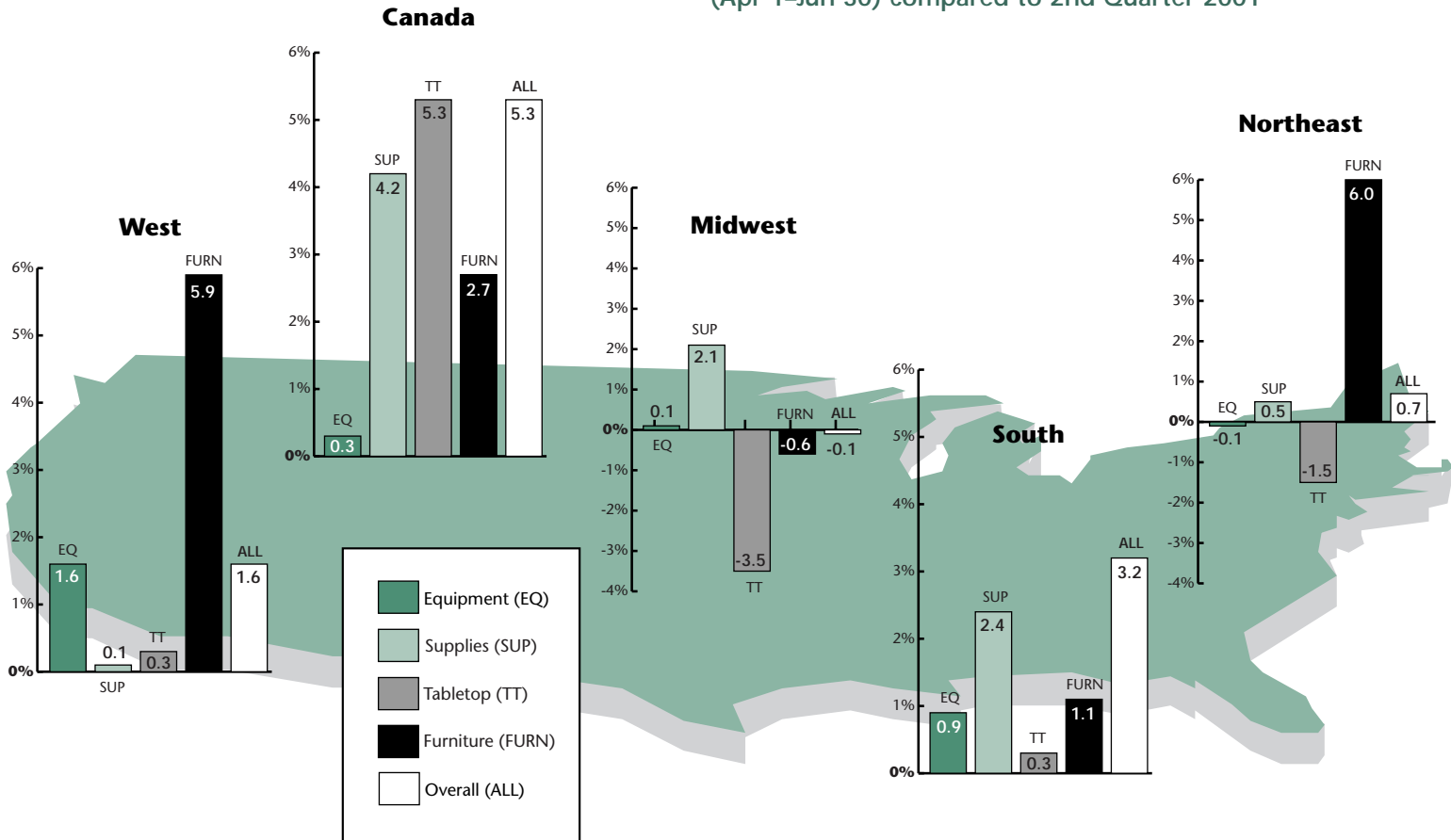
(July 1-Sept 30) compared to 3rd Quarter 2001

All Regions
+1.9%

MAFSI Business Barometer

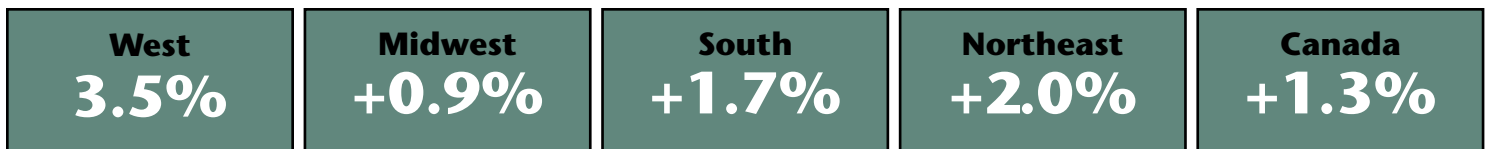
2nd Quarter 2002 Sales Increase/Decrease

(Apr 1–Jun 30) compared to 2nd Quarter 2001



Projected 3rd Quarter 2002 Sales Increase/Decrease

(July 1–Sept 30) compared to 3rd Quarter 2001



Manufacturers' representatives were surveyed from agencies across the United States and Canada for the MAFSI Business Barometer Survey. The quarterly survey is a leading economic indicator in the food service industry that provides an invaluable outlook on sales trends and forecast by region and at the national level. This survey is the industry's most definitive non-food sales/trend indicator. ✍

Copyright© 2002 Manufacturers' Agents For the Food Service Industry (MAFSI). All Rights Reserved. This survey may not be copied or reproduced without written consent by MAFSI.



2402 Mt. Vernon Road, Suite 110
Dunwoody, GA 30338
770/698-8994 • 770/698-8043 FAX

E-mail: info@mafsi.org • Web site: www.mafsi.org