



With cancer diagnoses forecast to rise by 43% in the ten years leading to 2024 and the volumes and types of tests being performed increasing exponentially, Cancer Council Victoria wanted to move to electronic capture of data to reduce manual processing of pathology reports and ensure that all relevant tests were being captured.

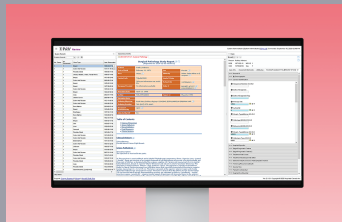


### Cancer Council Victoria (CCV)

Cancer Council Victoria (CCV) documents all instances of reportable cancer originating within Australia's second most populous state of Victoria. Receiving reports from the network of 240 hospitals and 30 laboratories which cover the state's 6.7 million inhabitants, Cancer Council Victoria operates the Victorian Cancer Registry (VCR) and utilizes the data derived for the purposes of informing cancer policy development, monitoring the impact of policy on cancer incidence, survival and mortality, research and supporting the region's Family Cancer Centers.

### Inspirata's Involvement

With the objective of optimizing the cancer reporting workflow for its partner laboratories, Cancer Council Victoria approached Inspirata regarding a potential pilot of its E-Path cancer registry automation solution.



Purpose-built for pathology laboratories and already deployed in over 400+ cancer centres and laboratories globally, E-Path draws on natural language processing-based artificial intelligence to interpret the text of the diagnostic report instantly on production, and then use local or jurisdiction rules to identify reportable cases and route them directly to the relevant cancer registry.

### In piloting E-Path Reporter, CCV needed to ensure:

- 1 - Confidence in the accuracy and completeness of the data returned
- 2 - Reduction in the level of associated effort on the part of laboratory human resources



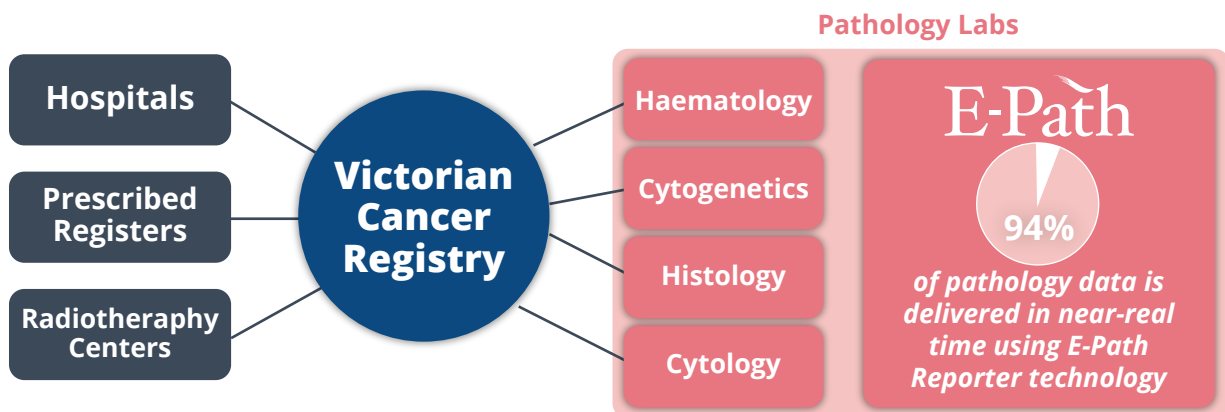
### Interested in Learning More?

Schedule a Demonstration of our E-Path Suite Today:  
<http://inspirata.link/E-Path-Demo-NA>  
Contact Us: +1 (813) 570-8900

## Project Results

Running the solution on a trial basis at two Victorian laboratories, E-Path demonstrated considerable improvements in reporting accuracy and completeness, achieving 100% sensitivity and 98% specificity respectively. The pilot also validated that E-Path Reporter could operate effectively and efficiently as a background workflow with minimal to no input required by pathology laboratory staff.

Having successfully demonstrated a substantial reduction in the burden of cancer reporting, E-Path Reporter has now been implemented across Victoria and currently captures approximately 94% of all pathology notifications in the state.



## Cited Benefits<sup>1</sup> of E-Path Reporter

As Identified by CCV at: <https://www.cancervic.org.au/research/vcr/recruitment-and-research-studies/e-path>

### Pathology Laboratories



- Compliance with statutory reporting requirements with virtually no ongoing input from laboratory staff
- Pathologists no longer required to identify pathology reports for cancer
- Scientific, IT and administrative staff no longer required to generate extracts for electronic submission or prepare reports for submission by post or fax
- Eliminate laboratory staff time responding to registry requests for missing pathology reports
- A reporting system that can be upgraded with little to no input from laboratory staff

### Victorian Cancer Registry



- Reduction in coder time taken to review incoming pathology reports and verify eligibility for registration
- Data entry of patient demographic and referring doctor details no longer required
- Substantial reduction in coder time allocated to chasing missing pathology reports
- Improved timeliness of pathology notifications

### Cancer Control in Victoria



- Improved accuracy and completeness of cancer reporting
- Near real-time data capture available to support ethically approved cancer research
- Improved data integrity, particularly demographic data for record linkage
- Improved timeliness of VCR data services to support research and evaluation
- Validation of stage at diagnosis submitted by hospitals

## Interested in Learning More?

Schedule a Demonstration of our E-Path Suite Today:

<http://inspirata.link/E-Path-Demo-NA>

Contact Us: +1 (813) 570-8900

## Why Inspirata?

- Over 100 institutions in the United States, Canada and Australia use our automated cancer identification and reporting.
- Established cancer reporting network and workflow within which we process >20M clinical reports/year to identify all reportable cancer cases.
- 99% accuracy in cancer case-finding as documented in NCI and other third party validation studies.
- Knowledge-driven capturing institutional and expert knowledge to enable continuous improvement.
- Designed for cancer – Our NLP and AI tools are developed and continuously updated by clinical cancer experts and validated by state and federal cancer registries worldwide.
- Algorithms developed by oncology experts.

“Inspirata’s solutions accurately identify eligible cancer pathology reports missed by previous notification methods with a high degree of sensitivity and specificity. We now receive 60 percent more reportable pathology notifications than we did prior to implementation, including those for ancillary studies. This has greatly improved our case-finding completeness and contributed to more accurate and precise diagnosis and cancer classification.”

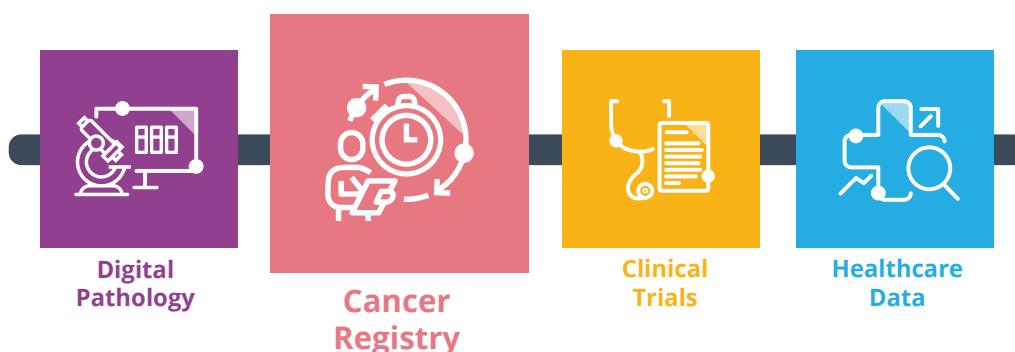
Dr. Catherine Shang, Ph.D  
Acting Director of the Victorian Cancer Registry



### Video Case Study: “The Power of Compliance”

<http://inspirata.link/VCR-Presentation>

Learn more about the partnership between Cancer Council Victoria and Inspirata with Dr. Shang’s presentation, ‘The Power of Compliance’ from Inspirata’s Executive Exchange



## Make Every Moment Matter

Inspirata helps patients—and the clinicians they trust—make every moment matter in their fight against cancer. Our comprehensive cancer informatics solutions bring disparate data together from across the entire cancer care journey. We combine leading digital pathology solutions with automated cancer registry solutions, comprehensive cancer informatics, and advanced patient engagement tools to afford healthcare providers the broadest oncology informatics platform available.

## Interested in Learning More?

Schedule a Demonstration of our E-Path Suite Today:  
<http://inspirata.link/E-Path-Demo-NA>  
Contact Us: +1 (813) 570-8900