




HOW COLD IS TOO COLD?

°F					OTHER FACTORS:
60°	1	1	1	1 No evidence of risk. Have fun outside!	+2 If wet weather is present
55°	1	1	1		
50°	1	1	1		
45°	2	2	1	2 Risk is unlikely. Have fun outside, but be careful!	-1 If Northern breed or heavy coat
40°	3	3	2		
35°	3	3	3	3 Potentially unsafe depending on breed. Keep an eye on your pet outdoors.	-1 If dog is acclimated to cold
30°	3	3	3		
25°	4	4	3		
20°	5	4	3	4 Dangerous weather developing. Use caution.	
15°	5	4	4		
10°	5	5	5	5 Potentially life-threatening cold. Avoid prolonged outdoor activity.	
5°	5	5	5		
0°	5	5	5		

Source: adapted from the Tufts Animal Care and Condition (TACC) scales

