



## SPEC SHEET

For complete resources and technical documentation go to [customindprod.com](http://customindprod.com)



# TL-M SERIES

Platform Size: 3' W x 3'D  
Travel Height: 8 feet to 16 feet  
Lift Capacity: 500 lbs

**Economical, versatile, & safe for smaller loads:** The TL-M Series VRC Lift with its modular design is the most versatile and easy-to-use lift in its class. It maximizes the utilization of space while improving safety and efficiency.

- Modular Design
- Ideal for lighter, more compact loads

#### Benefits:

- Typically used for boxes, carts, barrels, tires, parts, etc.
- Minimal installation time
- Maximizes floor space
- Lowest cost of ownership
- Exceptional reliability
- Simple operation and intuitive controls
- Exceptional safety standards
- Seamless integration into existing workflow

#### Features:

- Tested in factory for quality assurance
- Top mounted drive system
- Illuminated operator controls at each level
- Simplified installation
- Quiet and efficient operation
- Full-height carriage enclosures
- Exceptional safety standards
- Dual loading heights option available
- Factory pre-wire

#### Options:

- Ergonomic shelf option
- Ground level loading ramp
- Stepdown Transformer from 460 3 Phase power



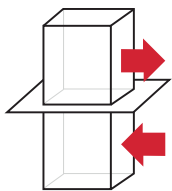
# TL-M SERIES

## Specifications:

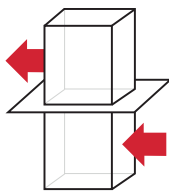
- Lifting Capacity: 500 pounds
- Carriage Size: 3' W x 3'D
- Travel Height: 8 feet to 16 feet
- Speed: 15 to 20 feet per minute
- Number of Levels: 2
- Load/Unload Config: "C" or "Z" pattern
- Power: 220V/1P/60 Hz
- Mounting: Surface or Pit
- Maximum Load Height: 66 inches at full height (or 30 inches with optional shelf)
- Ground Loading Height: 1-1/2 inches (or 31-1/2 inches when using optional shelf surface mount)
- Gate Configuration: Single swing
- Color: Silver gray (standard)

## Lift Configuration:

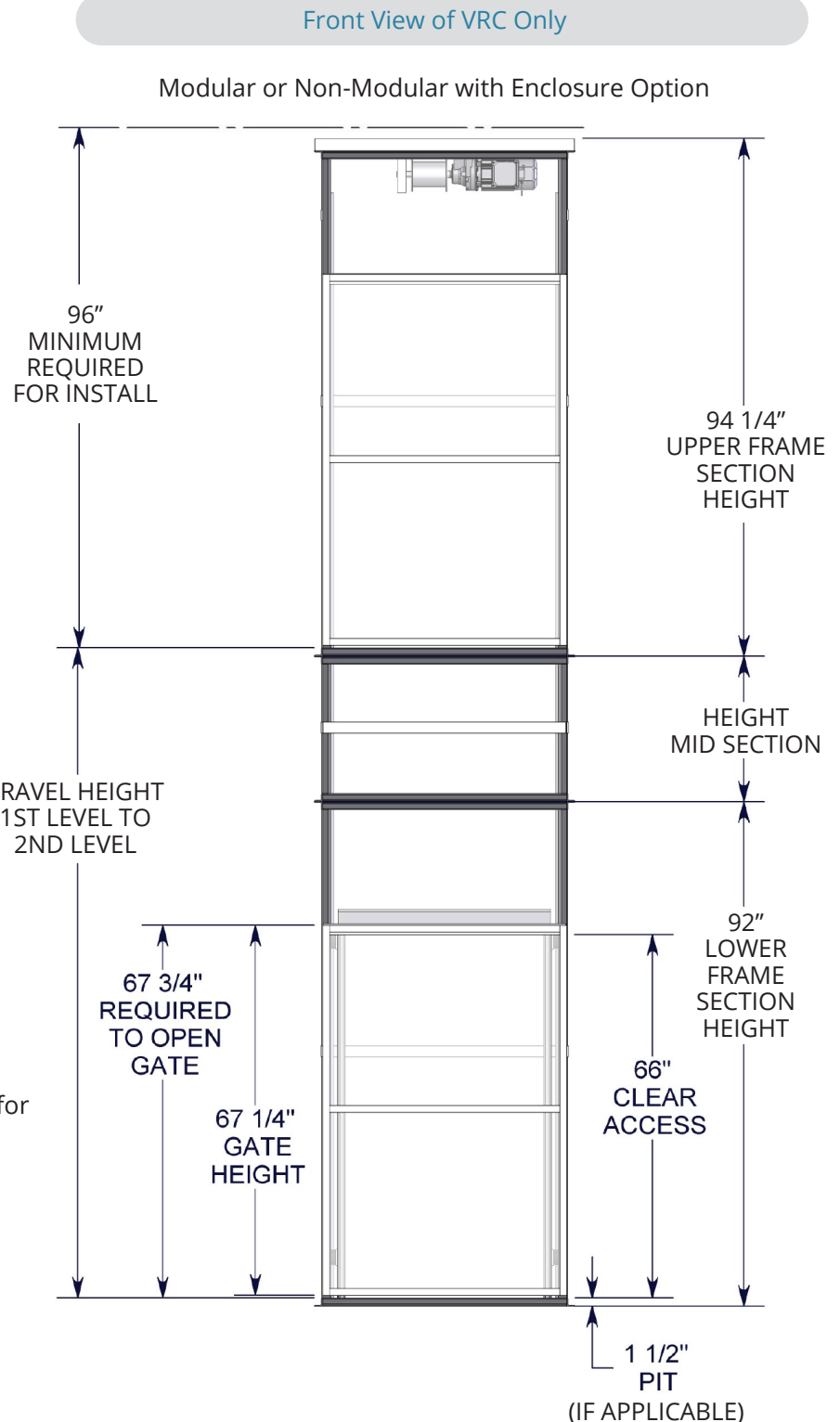
### C-Configuration



### Z-Configuration




The Lift Configuration refers to the unloading and loading pattern of the lift. This lift allows for loading and unloading on the same side ("C"), from front to rear ("Z") pattern.

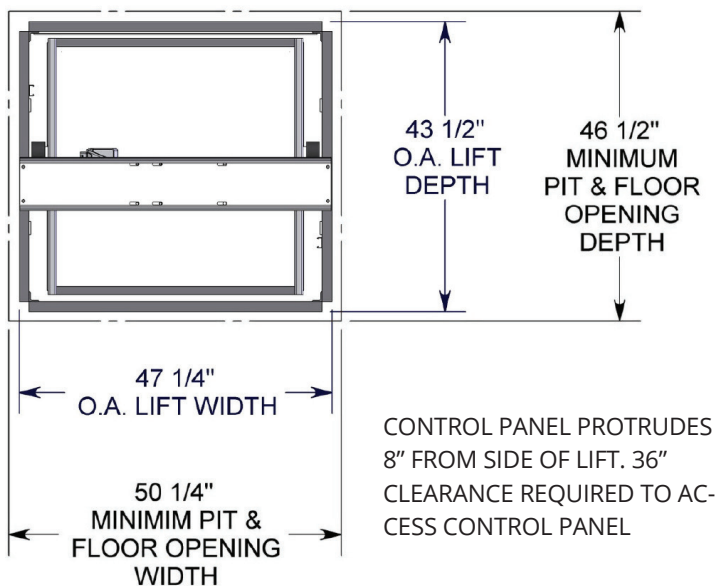


Dimensions are for reference use only and may vary from actual unit. DO NOT perform building modifications based on these dimensions. Accurate engineering drawings will be provided after approved order has been placed.

For complete resources and technical documentation go to [customindprod.com](http://customindprod.com)



Top View of VRC Only



#### Available Features and Options:

**Factory Pre-Wired:** for minimal connecting time

**220V / 1P Power Upgrade:** Control Panel Upgrade for 220V / 1P / 60Hz supply power.

Ergonomic Removable Dual Load Height

**Shelf two piece:** Provides for dual load height ability via a customer removable shelf. With the shelf installed, there is a 36" platform load height with 30" hand loading height at all levels.

**Approach Ramp:** Available at the lower level for smooth loading/unloading when a 1/2" pit is not available.


**6" Upper Level Enclosure Extension:** This extension to the guarding on the upper levels may be required in some areas to meet local installation ordinances.

**Buck Boost Transformers (1 HP):** It converts customer supplied power of 208v to 230v for improved reliability.

#### Unit ships in 3 modular sections:







**The solution is not far away!**

**www.rwmartin.com**  
**info@rwmartin.com**  
**800.635.4363**

**R.W. Martin**  
**Company**  
Industrial Machinery Specialists



# TL-M SERIES



## Common Applications:

- Warehouses
- Record Storage Centers
- Self-Storage Facilities
- Manufacturing Sites
- Retail Stores
- Restaurants and Bakeries
- Distribution Centers
- Mezzanine Access
- Parts and Tire Shops
- Automotive Dealerships
- Schools and Universities
- Workshops and Garages
- Grocery Stores
- Airports
- And Much More

CIP Vertical Reciprocating Conveyors (VRCs) are manufactured to meet or exceed ANSI/ASME B20.1 Safety Standards for Conveyors and Related Equipment. This is the nationally recognized standard for vertical reciprocating conveyors. Proper installation is required to meet this standard. VRCs are not subject to ANSI/ASME A17.1 elevator codes unless specified, as they are designed for material lifting only.