



SPEC SHEET

Martin Vertical
Storage Solutions

a division of
RW Martin
Company
Industrial Machinery Specialists

CUSTOM
INDUSTRIAL
PRODUCTS INC.

For complete resources and technical documentation go to customindprod.com

S SERIES

Carriage Size: Up to 8'W x 8'D
Travel Height: Up to 40'
Lift Capacity: Up to 6,000 lbs

Robust, reliable, affordable and fits a wide variety of uses:

CIP S-Series, or Straddle Lift, is the most versatile lift used across a variety of industries and applications. Its simple design is reliable, and affordable. Versatile design that works for a wide range of layouts and travel heights.

Benefits:

- Minimal enclosures for increased cost efficiency
- Easily handles any material load sizes
- Exceptional reliability
- Simple operation and intuitive controls
- Exceptional safety standards
- Available in many different sizes

Features:

- Illuminated operator controls at each level
- Simplified installation
- Quiet and efficient operation
- Full-height carriage enclosures
- Pit or surface mounts
- Tested in factory for quality assurance
- Soft Start/Soft Stop operation (VFD)

Options:

- | | |
|--|-----------------------------------|
| • Additional gate configurations | • Different colors available |
| • Increased operating speed | • Platform gates available |
| • Soft Start/Soft Stop operation (VFD) | • Carriage Drop Bar |
| • Ground level loading ramp | • Keyed Operator Stations |
| • Security enclosures | • Dusty Environment Kit. |
| • Outside applications | • Custom specifications available |
| • Anti-slip platform surface | |

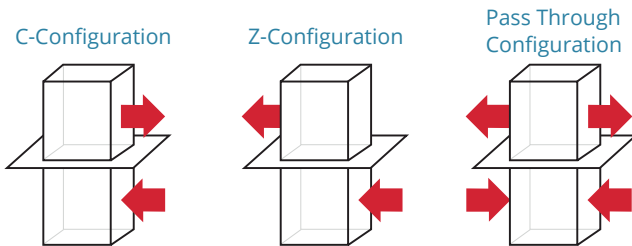


S SERIES

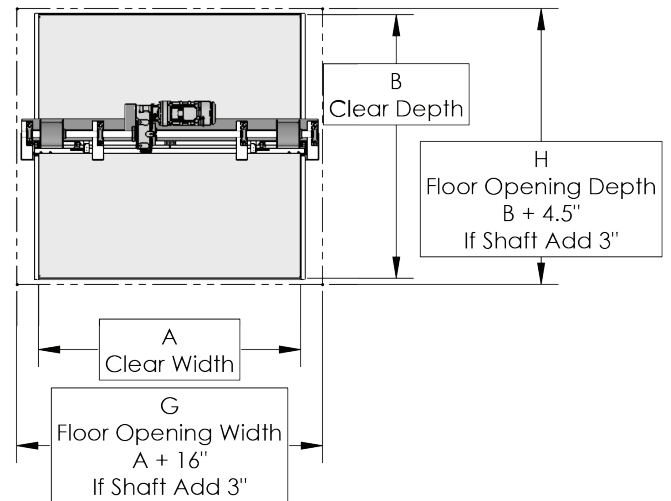
Specifications:

- Lifting Capacity: Up to 6,000 lbs
- Carriage Size: Up to 8'W x 8'D
- Travel Height: Up to 40'
- Speed: 19 to 21 feet per minute standard
- Number of Levels: Up to 6 stops
- Load/Unload Config: "C", "Z" or pass through pattern
- Power: 230V/3P, 230V/1P, 460V/3P, or 380V/3PH for overseas applications
- Mounting: Surface or Pit
- Gate Configuration: Double-swing standard with other gates available
- Flexible Load Heights

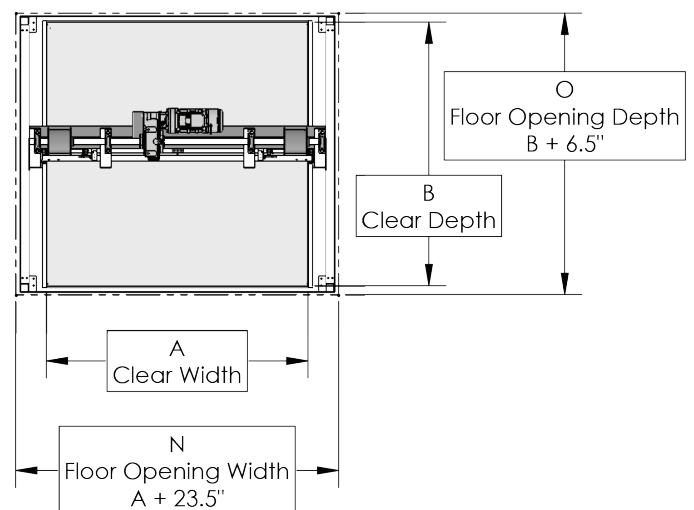
S-Series VRC Lift Configuration:



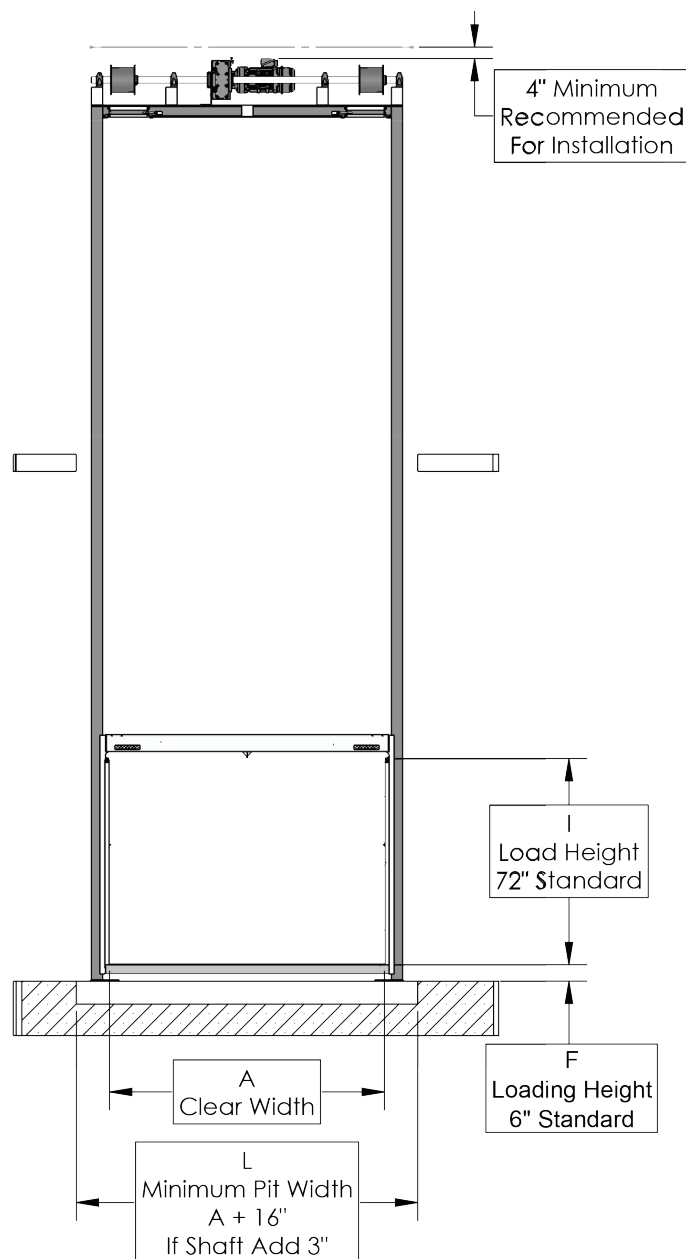
Top View of VRC Only



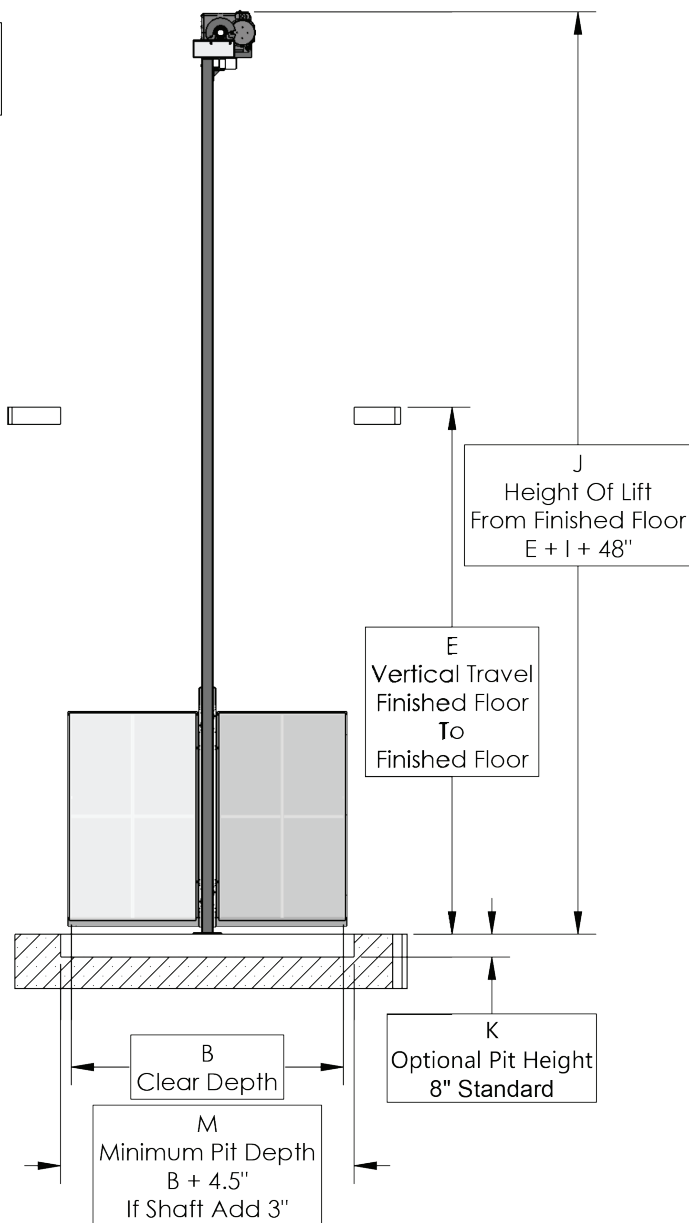
Top View with Enclosures




Front View of VRC Only



Side View of VRC Only



Dimensions are for reference use only and may vary from actual unit. DO NOT perform building modifications based on these dimensions. Accurate engineering drawings will be provided after approved order has been placed.



The solution is not far away!

www.martinverticalstorage.com

info@rwmartin.com

800.635.4363



S SERIES

Common Applications:

- Warehouses
- Record Storage Centers
- Self-Storage Facilities
- Manufacturing Sites
- Retail Stores
- Restaurants and Bakeries
- Distribution Centers
- Mezzanine Access
- Parts and Tire Shops
- Automotive Dealerships
- Schools and Universities
- Workshops and Garages
- Grocery Stores
- Airports
- And Much More

CIP Vertical Reciprocating Conveyors (VRCs) are manufactured to meet or exceed ANSI/ASME B20.1 Safety Standards for Conveyors and Related Equipment. This is the nationally recognized standard for vertical reciprocating conveyors. Proper installation is required to meet this standard. VRCs are not subject to ANSI/ASME A17.1 elevator codes unless specified, as they are designed for material lifting only.

