

SPEC SHEET

For complete resources and technical documentation go to customindprod.com



FP SERIES

Carriage Size: Up to 30' x 30'
Travel Height: Up to 60'
Lift Capacity: Up to 30,000 lbs

Takes heavier, larger loads supported by 4 steel posts:
Our Four-Post Lifts are designed for moving larger, heavier loads, and the capabilities of these lifts are virtually limitless. The design is also scalable to provide large platform sizes capable of transporting forklifts and cars.

Benefits:

- Gently handles medium to very large items safely and efficiently
- C, Z, 90 degree and pass-through configuration
- All-mechanical design is chemically clean and quiet


Features:

- Soft Start/Soft Stop operation (VFD)
- Rope safety brakes
- Slack cable switches
- Double-swing gates
- Quad-rope lifting system
- Top mounted drive system

Options:

- Increased operating speed
- Ground level loading ramp
- Security enclosures
- Outside applications
- Additional gate configurations
- Anti-slip platform surface
- Different colors available
- Platform gates available
- Sur-lock System for heavier loads
- Recessed Platform Rings to strap down loads where platform gates are not available.
- Custom specifications available

Shown with optional enclosures.



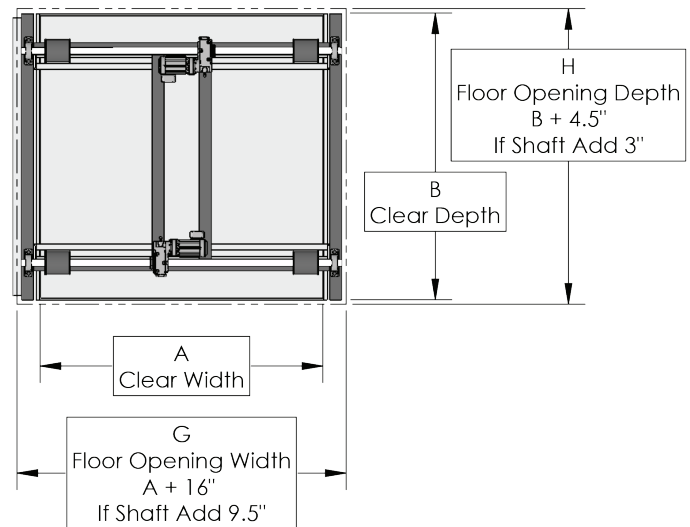
FP SERIES

Specifications:

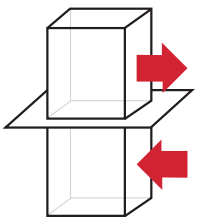
- Lifting Capacity: Up to 30,000 lbs
- Carriage Size: Up to 30'W x 30'D
- Travel Height: Up to 60'
- Speed: 19 to 21 feet per minute standard
- Number of Levels: Up to 6 stops
- Load/Unload Config: "C", "Z", 90 or pass-through pattern
- Power: 230V/3P or 460V/3P
- Mounting: Surface or Pit
- Gate Configuration: Double-swing standard
- Flexible Load Heights

FP-Series VRC Lift Configuration: Refers to the unloading and loading pattern of the lift. This lift allows for loading and unloading on the same side ("C") or from front to rear ("Z").

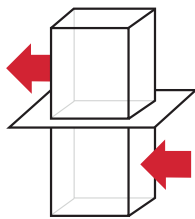
Top View of VRC Only



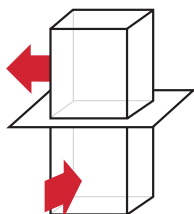
C-Configuration



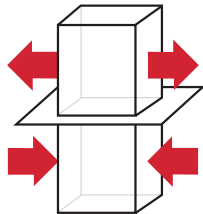
Z-Configuration



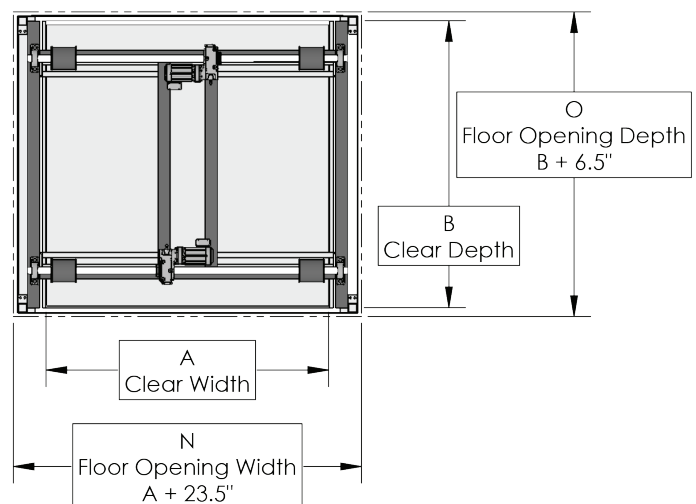
90°-Configuration



Pass Through Configuration



Top View with Enclosures



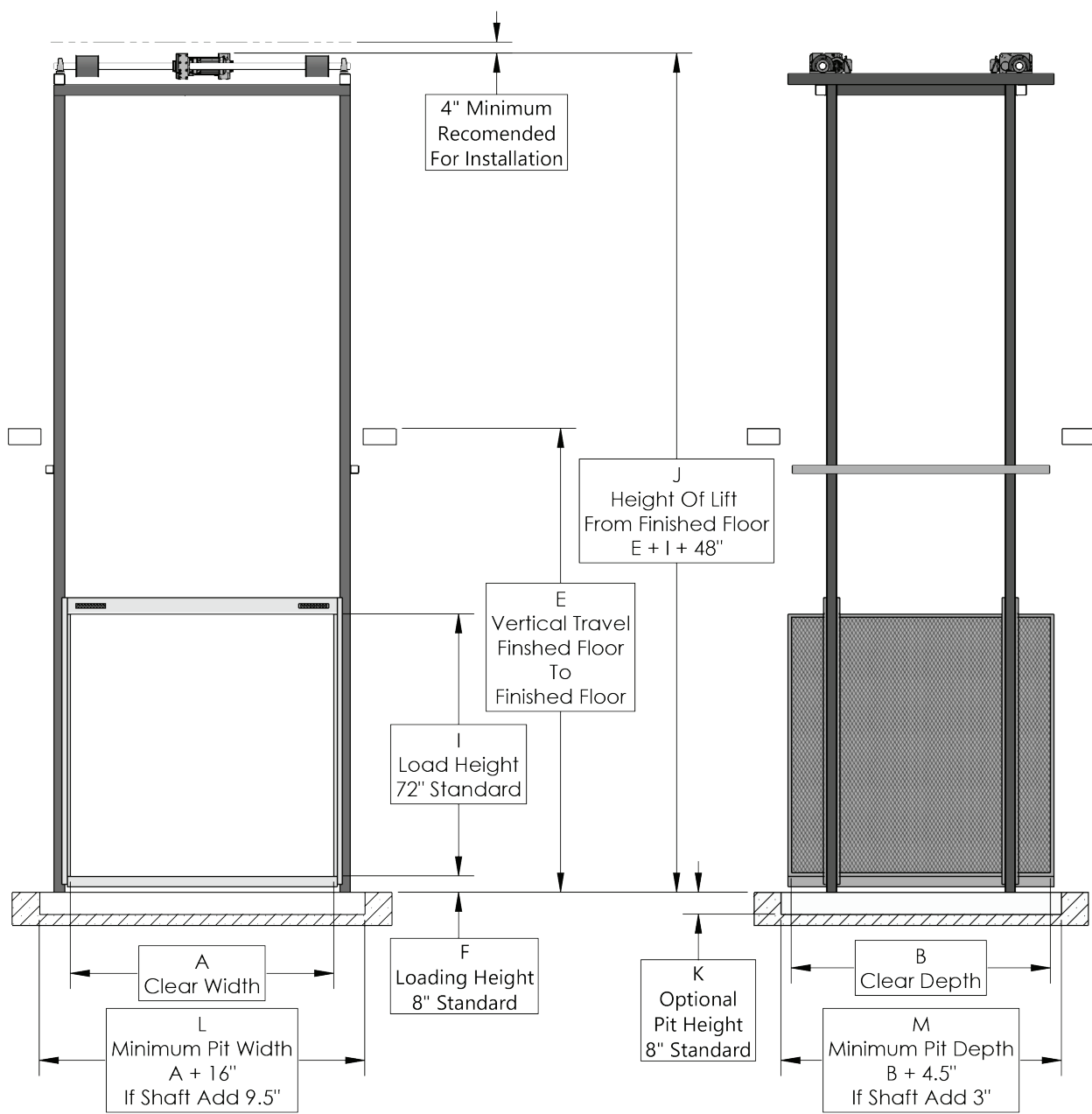
A: Clear Carriage Width: _____"

B: Clear Carriage Depth: _____"

L: Load Height (72" Standard) _____"

Front View of VRC Only

Side View of VRC Only



Dimensions are for reference use only and may vary from actual unit. DO NOT perform building modifications based on these dimensions. Accurate engineering drawings will be provided after approved order has been placed.



The solution is not far away!

www.martinverticalstorage.com

info@rwmartin.com 800.635.4363

Martin Vertical
Storage Solutions
a division of

RW Martin
Company
Industrial Machinery Specialists

CIP
CUSTOM
INDUSTRIAL
PRODUCTS
INC.

FP SERIES



Roll-up door option



Roll-up door option

Common Applications:

- Warehouses
- Record Storage Centers
- Self-Storage Facilities
- Manufacturing Sites
- Retail Stores
- Restaurants and Bakeries
- Distribution Centers
- Mezzanine Access
- Parts and Tire Shops
- Automotive Dealerships
- Schools and Universities
- Workshops and Garages
- Grocery Stores
- Airports
- And Much More

CIP Vertical Reciprocating Conveyors (VRCs) are manufactured to meet or exceed ANSI/ASME B20.1 Safety Standards for Conveyors and Related Equipment. This is the nationally recognized standard for vertical reciprocating conveyors. Proper installation is required to meet this standard. VRCs are not subject to ANSI/ASME A17.1 elevator codes unless specified, as they are designed for material lifting only.