



GREEN CHECK

Cannabis Banking Made Easy

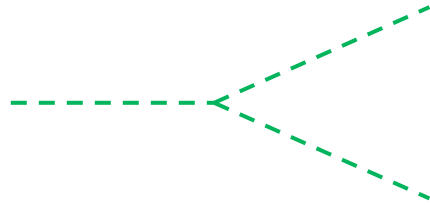


Creating Deposits

Why are we here?

Banking the Cannabis Industry

Financial Institutions



Cannabis Businesses

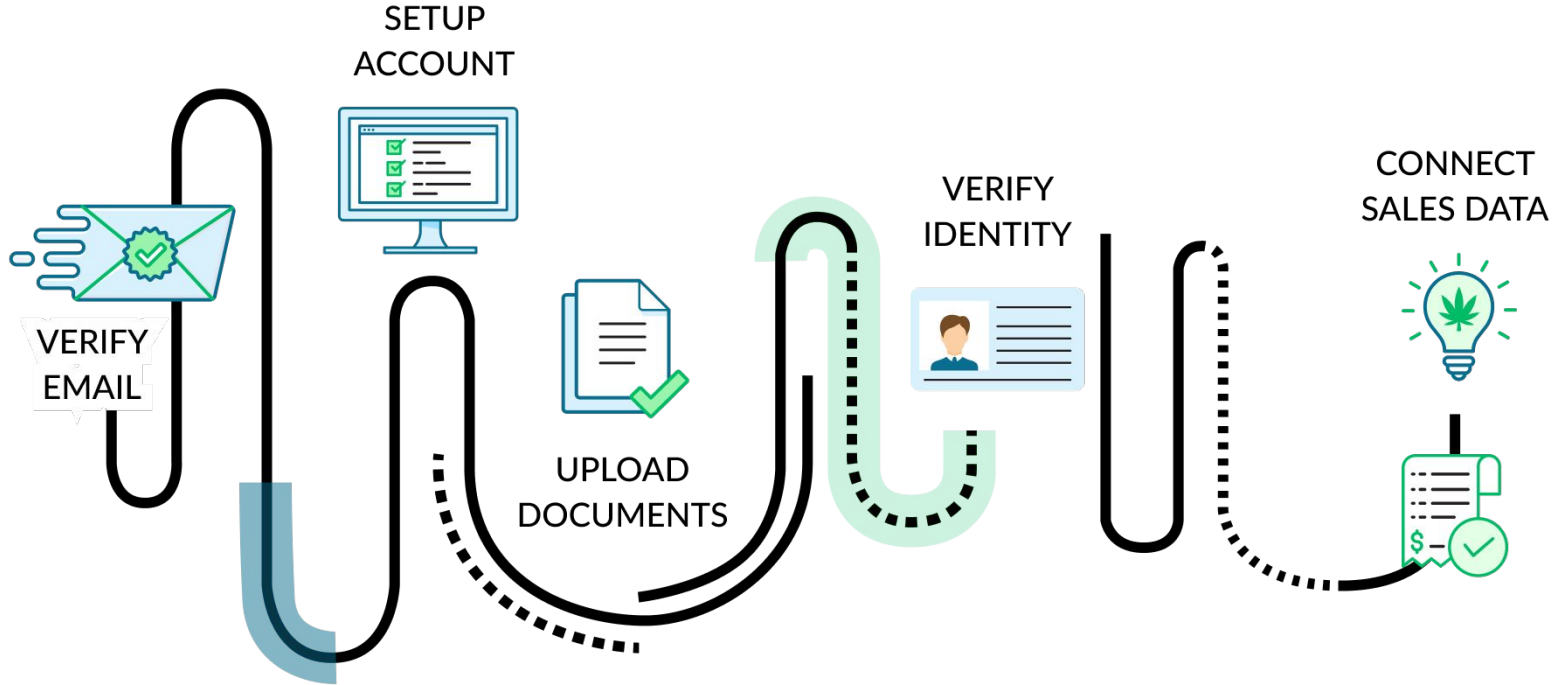


FIs use Green Check to manage their cannabis banking programs and monitor their accounts' sales activities

Businesses use Green Check to track and demonstrate compliance to financial institutions

What have you done so far?

Building Long Term Relationships



Next step

Creating Deposits in Green Check

1

Connect your sales data

Use a direct integration or manual upload to get your sales/invoice data into Green Check

2

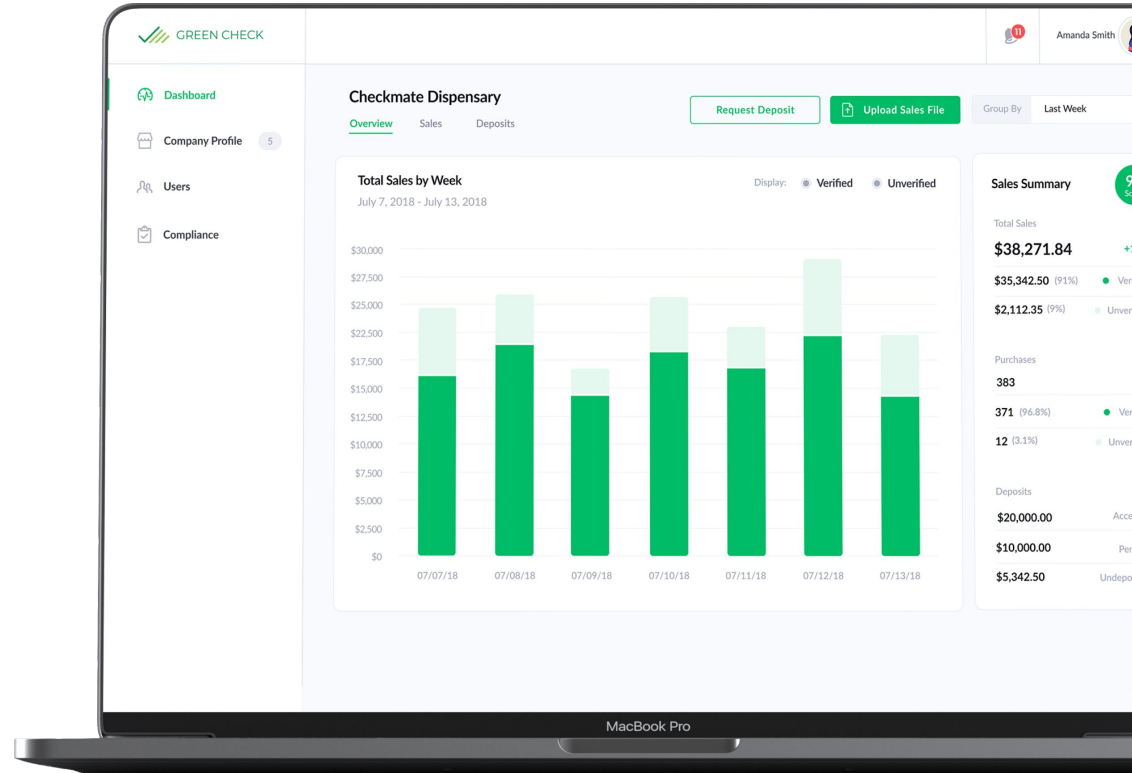
Create a deposit record

A couple of clicks to let the bank know how much cash you'd like to deposit

3

Make your deposit!

Follow your bank's instructions for physically transporting you cash deposits



Connect your sales data POS Integration

GREEN CHECK

Dashboard

Company Profile

Users

Compliance

Support

First Financial Bank

Company Profile

General Licenses Documents Transportation **Integrations**

Connecting your sales tracking system to Green Check allows you to automatically upload your sales activity.

Portal42 Not Connected

LeafLogix Not Connected

COVA Not Connected

MJ FREEWAY Not Connected

TREEZ Not Connected

flowhub Not Connected

BIOTRACKTHC Not Connected

greenbits Not Connected

Don't see your sales tracking system? Contact us at support@greencheckverified.com

Amanda Smith AS

(Company Profile -> Integrations tab)



Leaf Logix Setup

To configure this integration, you'll need your Leaf Logix API key. If this location is licensed for both medical and recreational sales, you will have two separate API keys.

Send the following email to support@leaflogix.com:

Hello,

I need some assistance. I would like to integrate our system with the Green Check system. Please help me locate my API key(s) so that I can provide this to the Green Check team to set up the integration.

Once Leaf Logix provides you with your API key(s), enter it below. Then, enable and connect the integration.

API key (Med)

API key (Rec)

Enable Leaf Logix integration

Connect

Connect your sales data

CSV File Upload

Use Correct GCV Template

- Retail
- Non Retail (e.g. grower, processor)

Templates and instructions in our [support center](#)

Note: Non Retail Quickbooks users can upload the “Invoice List By Date” report from QB [directly into Green Check](#).

The image shows a screenshot of the Microsoft Excel interface. The ribbon at the top includes Home, Insert, Draw, Page Layout, Formulas, Data, Review, View, Developer, Acrobat, and Tell me. The Home ribbon is active, showing options for Paste, font settings (Calibri, size 12), and text formatting (Bold, Italic, Underline). The spreadsheet area shows two templates overlaid on a grid.

Retail Template

	A	B	C	D	E	F	G	H	I	J
1	transaction_id	receipt_date	customer_first	customer_last	customer_id_number	customer_id_type	customer_id_expiry_date	customer_dob	customer_address	employee_
2										
3										
4										
5										
6										
7										
8										
9										
10										
11										
12										

Non Retail Template

	A	B	C	D	E	F	G	H	I	J
1	Do not delete this row									
2	Green Check Non-Retail Sales Template									
3	Please do not edit the column headers									
4	Do not delete this row									
5	Date	Transaction	Num	Name	Location	Memo/Descr	Due Date	Amount	Open Balance	
6										
7										
8										
9										
10										
11										
12										
13										
14										

Connect your sales data CSV File Upload

Upload your CSV sales file here

The screenshot displays the Green Check dashboard for Hamill's Canna Center. A red arrow points to the 'Upload Sales File' button. The dashboard includes a sidebar with navigation options: Dashboard, Company Profile, Users, Compliance, and Support. The main content area features a bar chart titled 'Total sales last 30 days (\$)' showing daily sales from 2020-08-21 to 2020-07-21. The chart shows sales peaking at approximately \$780 on 2020-08-22. A summary panel on the right provides a breakdown of sales and purchases, including verified and unverified amounts. The 'Cash Available for Deposit' is shown as \$0.00.

Date	Sales (\$)
2020-08-21	500
2020-08-22	780
2020-08-23	680
2020-08-24	520
2020-08-25	600
2020-08-26	480
2020-08-27	560
2020-08-28	620
2020-08-29	580
2020-08-30	480
2020-07-01 to 2020-07-21	0

Category	Amount	Percentage	Status
Sales	\$5,267.03		
Verified	\$5,152.51	98%	Verified
Unverified	\$114.52	2%	Unverified
Purchases	108		
Verified	106	98%	Verified
Unverified	2	2%	Unverified
Deposits	\$24,272.11		Accepted
Pending	\$0.00		Pending

Cash Available for Deposit	\$0.00
----------------------------	--------

Connect your sales data

Reviewing Sales Data

Each sale has a status

- Verified
- Warning
- Unverified
- Unchecked

Unverified sales cannot be included in a deposit

The screenshot displays the 'Hamill's Canna Center' dashboard. At the top, there are buttons for 'Begin Deposit' and 'Upload Sales File'. Below these are tabs for 'Sales', 'New', and 'Deposits', with 'Sales' being the active tab. A table lists sales data with columns for 'Purchase Date', 'Total Amount (\$)', 'Payment Type', and 'Status'. All sales in the table are marked as 'Verified' with a green checkmark icon. To the right of the table is a 'Summary' section with the following data:

Category	Amount	Percentage	Status
Sales	\$5,267.03		
Sales	\$5,152.51	98 %	Verified
Sales	\$114.52	2 %	Unverified
Purchases	108		
Purchases	106	98 %	Verified
Purchases	2	2 %	Unverified
Deposits	\$24,272.11		Accepted
Deposits	\$0.00		Pending

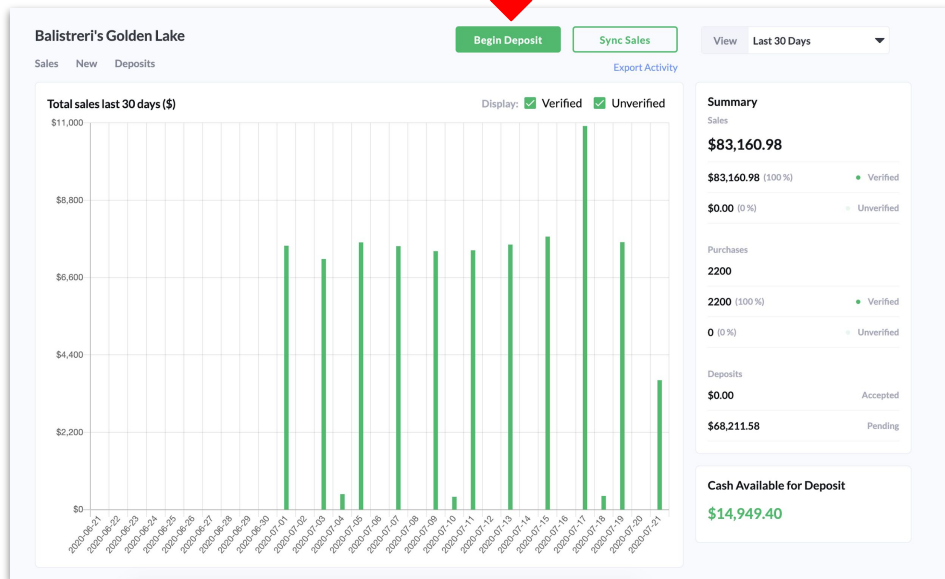
At the bottom of the table, there is a pagination control showing '1 - 10 of 300' and navigation arrows. Below the table is a 'Cash Available for Deposit' section showing '\$0.00'.

(Dashboard -> New tab)

Create a deposit record

Tying Sales to Deposits

Create a new deposit record



Request Deposit

Max Cash Deposit **\$14,949.40**

Sales Summary **\$14,949.40** Total
7/17/2020 - 7/21/2020

Verified **\$14,949.40 (100%)**

Unverified **\$0.00**

Deposit

Deposit Amount* **\$10,000.00**

Planned Arrival Date* **7/21/2020**

Method of Transportation* **Jane Doe**

Comments

(Optional) Provide details about your deposit



See it in Action

www.greencheckverified.com

Info@GreenCheckVerified.com

(904) 328-7893