

Horizon



AFC-56 Series

Computerized Cross Folder AFC-566F / 566AKT / 564AKT

**Automated set-ups ensure
user-friendly operation
and consistent folding.**



Comfortable folding operation

High performance, space efficient automated cross-knife folding machines - The Horizon AFC-56 series feature advanced automation with user-friendliness and high quality folding.

AFC-56 series - AFC-566F, AFC-566AKT and AFC-564AKT - Features

1. Set-up a wide variety of fold patterns by simply touching the corresponding icon and inputting the sheet size on the large LCD color touchscreen.
17 fold patterns are set on **566F** **566AKT** , 14 fold patterns are set on **564AKT** .
2. Automated setups take just a few seconds. The LCD touchscreen prompts the operator through all remaining settings for fast, efficient production. All adjustments are user-friendly and require minimal skill or training.
3. All roller gap settings can be performed automatically through the LCD touchscreen inserting a single sheet at the caliper. **566F**
4. Standard wireless remote controller for more convenient operation. **566F**
5. Fold rollers are constructed with a combination of steel and soft polyurethane for superior grip and sharp, consistent folding.
6. Horizon's advanced rotary suction feed system delivers fast, consistent feeding on a wide range of paper stocks.
7. The optional extension table enables to load the sheets up to 1,100 mm / 43.3" long.
8. Up to 200 job settings can be memorized for quick and easy recall of regular job.
9. The optional pXnet bindery control system makes job scheduling and tracking for the AFC-56 series super efficient, or accept JDF setup data from an upstream workflow.



Photo : AFC-566F + Round Pile Feeder Unit RFU-54 + Mobile Knife Fold Unit MKU-38 + Press Stacker PST-44

Further Details


Buckle

Specially-coated buckle plates minimize paper friction to maintain fold accuracy. All the buckles are set up automatically with precise stepper motor drives for the sheet size and fold pattern selected. Each buckle has an integrated deflector/stopper.



Knife Fold Section

Knife timing and knife angle can be adjusted easily. The servo motor controlled knife enables high-speed folding. Transport belts (four belts for AFC-566F, two belts for AFC-566AKT / 564AKT) and hold rollers ensure consistent transportation even for two-up applications.



Delivery Conveyor

Conveyor height is easily adjusted by the hand wheel to the proper sheet delivery height.

Folding Roller Below Knife

The uniquely designed combination of soft polyurethane foam rubber and steel rollers have superior grip for sharp, consistent folding.

Sub Operation Panel

Start, Stop, Inching, Single Knife-actuation, and Test Feeding are performed at this panel.

Perforation

Perforation, slit perforation, scoring, slitting and strip trimming can be performed inline. The perforation shaft is quick and easy to install or detach. Perforation shaft lifts up from the screen for easy perforation/scoring positioning.



Folding Rollers

The uniquely designed combination of soft polyurethane foam rubber and steel rollers have superior grip for sharp, consistent folding. The fold roller system employs helical gears for quiet operation and flexible cross couplings for minimal wear.



*The right photo shows the AFC-566F. Roller gap is automatically set on the AFC-566F only.


Control Panel

An icon-based color interface provides easy operation. For set-ups, simply select one of the fold patterns from the graphical display and input sheet size. Up to 200 job settings can be memorized for quick and easy recall of regular jobs.




Suction Head

An innovative detection system is employed for accurate and stable suction head positioning to achieve consistent feeding.



Feed Rotor

Horizon's advanced rotary suction feed system for fast, consistent feeding of a wide range of paper stock.



Feed Table Knob

The feed table knob can adjust the table position to fine-tune the sheet feeding position.

Sheet Transportation

The side lay guide is coated with a special anti-static plating. The newly designed rigid side lay guide ensures accurate and smooth transportation of a wide range of paper stocks.




Photo : AFC-566AKT

Optional Accessories


Round Pile Feeder Unit RFU-54

The RFU-54 can be attached or detached without removing the standard flat pile feed table, making it quick and easy to interrupt long runs for short-run jobs. An error feed tray is equipped for continuous feeding operation.



Gluing Unit CGU-50

The gluing unit can produce 8-page or 12-page glued booklets and direct mail applications.



Gluing Unit Controller



Glue Gun


Front Perforation Unit FP-56 (Factory Option)

This unit permits perforating before folding. A hardened blade drum provides for high-precision micro perforation. Optional skip perforation (FSP-56) is available.




Strip Trim Device AF-ST5 / ST5N

Strip trimming after the parallel fold section can be performed using slitters for multiple-up jobs. Stripped width can be adjusted. (3 mm to 10 mm at 1 mm intervals)



Blades

A wide variety of optional blades are available for various applications. (Blades in the photo are examples.)



Unit : mm (Cut x Blank)

Mobile Knife Fold Unit MKU-54T

The MKU-54T is mobile knife unit equipped with the buckles below knife. It is capable of the letter fold after 8-page cross fold.



Strip & Edge-Trim Device CGU-T56F

Center strip trim and edge trim are available under the cross knife. Segmented rollers allows flexible adjustment of the cutting positions. (CGU-T56 is available for AFC-566AKT / 564AKT.)



Press Stacker PST-66

Strong press at maximum 1.2 ton is applied to produce flat signature and folded pieces. First roller removes the air and second roller compresses the signature to reduce bulk. Batch separation is available to maximize productivity.



Press Stacker with Pile Delivery PSX-56 / PSX-56R

Stacked signatures or booklets are delivered to a comfortable height for easy packaging. Applications can be stacked 1-up, 2-up or 3-up for efficient production. Rigid, large diameter rollers apply 1.2 tons of pressure for crisp, tight and flat folds.



Gate Fold Buckle GFB-56

The gate fold buckle can be set up quickly, with no special skill for precise, accurate closed gate folding.




Press Stacker PST-44 / PST-44L

Strong press at maximum 4 kN is applied to produce flat signature and folded pieces. First roller removes the air and second roller compresses the signature to reduce bulk. Batch separation is available to maximize productivity.



Standing Delivery Unit ED-40S

Standing delivery stacker increases the efficiency for sheet packing. Batch kicking function allows accurate counting.



Option List

Feeder Section

Name	Model	Description	Factory Option	566F	566AKT	564AKT
Round Pile Feeder Unit	RFU-54	Mobile round pile feeder.	No	Yes	Yes	Yes
Extension Table	LT-56	Enables to load sheets up to 1,100 mm / 43.3" long.	No	No	Yes	Yes
	LT-56F		Yes	Yes	No	No
Supersonic Detector	SD-56 / SD-56C	Detects space between sheets for accurate double feed detection even with a solid black printed sheet.	No	Standard	Yes	Yes
Side Blowing Unit	-	Side blowing assist air for stable feeding.	No	Standard	*	*
Image Checker	-	A camera scans the printed image to identify any blank or misloaded sheets.	No	*	*	*
Barcode Reader	-	Barcode scanning at resistor table for higher security control.	No	*	*	*
Ionizer	-	The ionizer reduces the static on the paper to minimize static related feed/folding issues.	No	*	*	*

Folding Section

Name	Model	Description	Factory Option	566F	566AKT	564AKT
Gluing Unit	CGU-K56 + CGU-50	Gluing gun and controller to produce glued booklet.	No	Yes	Yes	Yes
Front Perforation Unit	FP-56 ^{*1}	Front perforation unit. Only available as factory option.	Yes	Yes	Yes	Yes
Skip Perforation Unit	JM-AFC	Skip perforation unit. only available with FP-56.	No	*	*	*
Strip Trim Device	AF-ST5 / AF-ST5N	Strip trimming after the parallel fold section for multiple-up jobs.	No	Yes	Yes	Yes
Edge Trim Device	AF-ET5 / AF-ET5N	Edge trimming for the parallel fold section.	No	Yes	Yes	Yes
Punch Perforation Unit	AF-PP5	Punch perforation for 8 or 12 page signature for deep glue penetration when producing perfect bound book.	No	Yes	Yes	Yes
	AF-PP5N		No	Yes	Yes	Yes
Strip Trim Device below Knife	KT-ST5	Strip trimming after the cross fold section for multiple jobs.	No	*	*	*
Strip & Edge Trim Device below Knife	CGU-T56F	Strip and edge trimming for 8-page or 12-page signatures.	No	Yes	No	No
	CGU-T56		No	No	Yes	Yes
Edge Trim Device below Knife	CGU-T56FN	Edge trimming for 8-page or 12-page signatures.	No	Yes	No	No
	CGU-T56N		No	No	Yes	Yes
Punch Perforation Unit below 1st Knife	KT-PP56 ^{*2}	Punch perforation for 16-page signatures with cross knife unit connection.	No	Yes	Yes	Yes
Gate Fold Buckle	GFB-56	Gate fold buckle to produce closed gate fold application.	No	Yes	Yes	Yes
Hard Urethane Roller for Parallel Fold	-	The wear-resistant hard urethane rollers. (segmented)	No	*	*	*
Sound-Proof Cover (Full Cover)	AF-FCV566	The sound proof cover achieves quiet and safe operation.	Yes	Standard	AF-FCV566 Yes	AF-FCV564 Yes
	AF-FCV564		Yes	No	AF-UCV566 Yes	AF-UCV564 Yes
Sound -Proof Cover (Upper Cover)	AF-UCV566	The sound proof cover achieves quiet and safe operation. This cove is available only for the buckle chute section.	Yes	No	AF-UCV566 Yes	AF-UCV564 Yes
	AF-UCV564		Yes	No	AF-UCV566 Yes	AF-UCV564 Yes
Flat Deflector (Parallel)	-	The flat type deflector. Replaces the parallel folding buckle.	No	Yes	Yes	Yes
Flat Deflector (Below Knife)	-	The flat type deflector. Replaces the buckle below knife.	No	Yes	Yes	Yes

Delivery Section

Name	Model	Description	Factory Option	566F	566AKT	564AKT
Press Stacker	PST-66	Up to 660 mm / 26" width sheets can be received. 1.2 tons of pressure can be applied for tighter fold quality.	No	Yes	Yes	Yes
Press Stacker	PST-44 / PST-44L	Up to 440 mm / 17.3" width sheets can be received. Two models are available depending on space requirements.	No	Yes	Yes	Yes
Press Stacker with Pile Delivery	PSX-56	Tightly pressed signatures are stacked and delivered at a comfortable height.	No	Yes	Yes	Yes
Press Stacker with Pile Delivery	PSX-56R	Tightly pressed signatures are stacked and delivered at a comfortable height. The PSX-56R is for opposite delivery direction.	No	Yes	Yes	Yes
Mobile Knife Fold Unit	MKU-54T	Mobile knife unit with buckle under the knife.	No	Yes	Yes	Yes
Mobile Knife Fold Unit	MKU-38	Mobile knife unit for additional knife fold.	No	Yes	Yes	Yes
Standing Delivery Unit	ED-40S	Standing delivery for easy handling and packaging.	No	Yes	Yes	Yes

Others

Name	Model	Description	Factory Option	566F	566AKT	564AKT
JDF Network System	pXnet	Automated bindery control system with JDF workflow.	No	Yes	Yes	Yes

* Contact your local dealer about availability of connection.

*1 FP-56T for the T-564F

*2 The additional CGU-T56 is required to install.

Specifications

Machine Dimensions [Unit : mm or inch]

Model	AFC-566F	AFC-566AKT	AFC-564AKT
Parallel Fold	Height 1,580 or 62.3" 	Height 1,580 or 62.3" 	Height 1,580 or 62.3"
	^{*1} Min. 630 mm / 24.9" to Max. 860 mm / 33.9" when connecting with the optional short conveyor SCV-54.	^{*1} Min. 630 mm / 24.9" to Max. 860 mm / 33.9" when connecting with the optional short conveyor SCV-54.	
8-page Cross Fold	Height 1,580 or 62.3" 	Height 1,580 or 62.3" 	Height 1,580 or 62.3"
	^{*2} Min. 480 mm / 18.9" to Max. 710 mm / 28.0" when connecting with the optional short conveyor SCV-54.	^{*2} Min. 480 mm / 18.9" to Max. 710 mm / 28.0" when connecting with the optional short conveyor SCV-54.	
Extended Connection with Optional Devices	Height 1,580 or 62.3" 	Height 1,580 or 62.3" 	Height 1,580 or 62.3"
	^{*3} Machine dimensions not including the delivery conveyor.	^{*3} Machine dimensions not including the delivery conveyor.	^{*3} Machine dimensions not including the delivery conveyor.

Specifications

Model	AFC-566F	AFC-566AKT	AFC-564AKT
Machine Structure	6KTT (6 Buckles+Fold Knife+2 Buckles Below Knife)		4KTT (4 Buckles+Fold Knife+2 Buckles Below Knife)
Sheet Size	Width x Length Max. 558 x 850 mm or 21.965" x 33.460" [Length 1,100 mm or 43.310" with optional extension table] Min. 128 x 148 mm or 5.040" x 5.830" [Register guide minimum set position : width 74 mm or 3.0"]		
Sheet Weight Range	Normal Paper 35 to 244 gsm Art/Coated Paper 50 to 232 gsm		35 to 220 gsm
Buckle Fold Length	1st / 2nd / 3rd / 5th Buckle : 30 to 450 mm or 1.2" to 17.7" 4th / 6th Buckle : 30 to 360 mm or 1.2" to 14.1"		1st / 2nd / 3rd / Buckle : 30 to 450 mm or 1.2" to 17.7" 4th Buckle : 30 to 360 mm or 1.2" to 14.1"
Belt Speed	30 to 240 meters (99 to 787 feet) per minute Knife Fold 200 meters (656 feet) per minute		30 to 230 meters (99 to 754 feet) per minute Knife Fold 180 meters (590 feet) per minute
Production Speed	Suction Head 42,000 cycles per hour Knife 21,000 cycles per hour		
Voltage / Frequency	3-Phase 200 / 400 V, 50 or 60 Hz 3-Phase 220 V, 60 Hz		3-Phase 200 / 220 / 400 V, 50 or 60 Hz
Machine Dimensions	Main Body	W3,260 x D1,050 x H1,580 mm W128.4" x D41.4" x H62.2"	W3,020 x D1,050 x H1,580 mm W120.1" x D41.4" x H62.2"
	Conveyor	W1,320 x D600 x H1,130 mm or W52.0" x D23.7" x H44.5"	

Model	PST-66	
Signature Size	Maximum Width With Off-set Delivery : 660 mm or 25.98" Without Off-set Delivery : 690 mm or 27.16" Minimum Length 50 mm or 1.9"	
Signature / Booklet Thickness	Max. 4 mm or 0.15"	
Production Speed	Press Roller Speed : 30 to 180 m per minute	
Offset Amount	30 mm or 1.18"	
Number of Press Rollers	Air Remove Roller x 1 Press Roller x 1	
Voltage / Frequency	3-phase 200 to 220 V, 50 or 60 Hz Single Phase 200 to 240 V, 50 or 60 Hz	
Machine Dimensions	W2,145 x D1,159 x H1,359 mm or W84.5" x D45.7" x H53.6"	

Model	PST-44 / PST-44L	
Signature Size	Maximum Width With Off-set Delivery : 440 mm or 17.32" Without Off-set Delivery : 470 mm or 18.50" Minimum Length 50 mm or 1.9"	
Signature / Booklet Thickness	Max. 4 mm or 0.15"	
Production Speed	Press Roller Speed : 30 to 180 m per minute	
Offset Amount	30 mm or 1.18"	
Number of Press Rollers	Air Remove Roller x 1 Press Roller x 1	
Voltage / Frequency	3-phase 200 to 220 V, 50 or 60 Hz Single Phase 200 to 240 V, 50 or 60 Hz	
Machine Dimensions	PST-44 : W1,845 x D980 x H1,359 mm or W72.7" x D38.6" x H53.6" PST-44L : W2,145 x D980 x H1,359 mm or W84.5" x D38.6" x H53.6"	

Model	MKU-54T	
Signature Size	Width x Length Max. 538 x 350 mm or 21.1" x 13.7" Min. 165 x 80 mm or 6.5" x 3.2"	
Sheet Weight Range	Uncoated Paper 35 to 244 gsm	
Belt Speed	50 to 180 meters per minute	
Max.Folding Thickness	Max. 0.6 mm or 0.024 Booklet of 12 pages [81gsm] , Booklet of 16 pages [64gsm]	
Buckle Fold Length	60 to 150 mm or 2.36" to 5.90"(Manual Setting)	
Voltage / Frequency	Single Phase 208 to 240 V, 50 or 60 Hz	
Machine Dimensions	W860 x D1,180 x H1,280 mm or W33.9" x D46.5" x H50.4"	

Model	MKU-38	
Signature Size	Width x Length Max. 380 x 280 mm or 14.9" x 11.0" Min. 90 x 20 mm or 3.6" x 0.8"	
Sheet Weight Range	Uncoated Paper 35 to 210 gsm	
Belt Speed	30 to 180 meters per minute 99 to 590 feet per minute	
Max.Folding Thickness	Up to 2.3 mm or 0.09" thickness of folded sheet	
Voltage / Frequency	Single Phase 200 to 240 V, 50 or 60 Hz	
Machine Dimensions	W685 x D858 x H1,283.5 mm or W27.0" x D33.8" x H50.6"	

Model	PSX-56 / PSX-56R	
Signature Size	Width x Length Max. 546 x 330 mm or 21.49" x 12.99" Min. 128 x 92 mm or 5.04" x 3.63"	
Signature / Booklet Thickness	Max. 4 mm or 0.15"	
Stack Height	Max. 200 mm / 7.87" Min. 10 mm / 0.40"	
Production Speed	Max. 900 stacks per hour (With continuous motion of the pushers)	
Number of Press Rollers	Two Sets (Air Remove Roller, Press Roller)	
Voltage / Frequency	3-phase 200 to 220 V, 50 or 60 Hz Single Phase 200 to 240 V, 50 or 60 Hz	
Machine Dimensions	W2,120 x D2,280 x H1,080 mm or W83.5" x D89.8" x H42.6"	

Model	ED-40S	
Signature Size	Max. Width 400 mm or 15.74" Height 150 mm or 5.90" Min. Width 30 mm or 1.19" Height 20 mm or 0.79"	
Thickness of Folded Piece	Max. 3 mm or 0.12"	
Stack Capacity	Max. 395 mm or 15.55" Min. 5 mm or 0.20"	
Belt Speed	30 to 160 meters per minute	
Offset Amount	Minimum Offset: Five sheets	
Voltage / Frequency	Single Phase 200 to 240V, 50 or 60 Hz	
Machine Dimensions	W982 x D624 x H1,153 mm or W38.7" x D24.6" x H45.4"	



Change the **focus**.

*The machine design and specifications are subject to change without any notice.

Horizon

HORIZON INTERNATIONAL, INC.

510 Kuze Ooyabu-cho, Minami-ku, Kyoto, 601-8206, Japan
Phone : +81-(0)75-934-6700 Fax : +81-(0)75-934-6708
www.horizon.co.jp

Distributed by

 **STANDARD**

Standard Finishing Systems, 10 Connector Road, Andover, MA 01810
877-404-4460 978-470-1920 Fax 978-470-2771
www.standardfinishing.com