



User Guide for GS Wave soft phone for Intercoms

The GS wave application on your tablet gives you access to the GDS3710 intercom system.

Calling a flat from the intercom

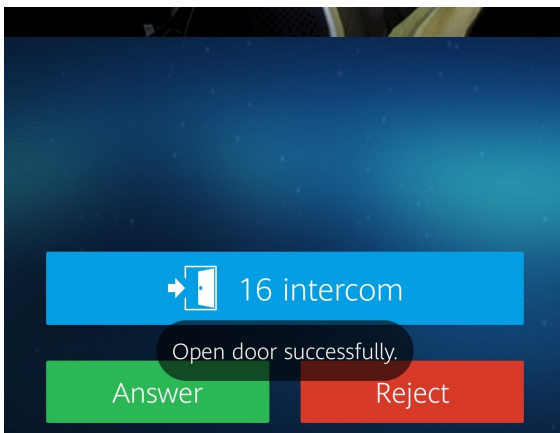

From the intercom press the flat number then hold the bell button. The selected flat will be called.

Releasing the door from the intercom

To open the door/gate from the intercom press *[your PIN number]#.

Receiving a call from the Intercom

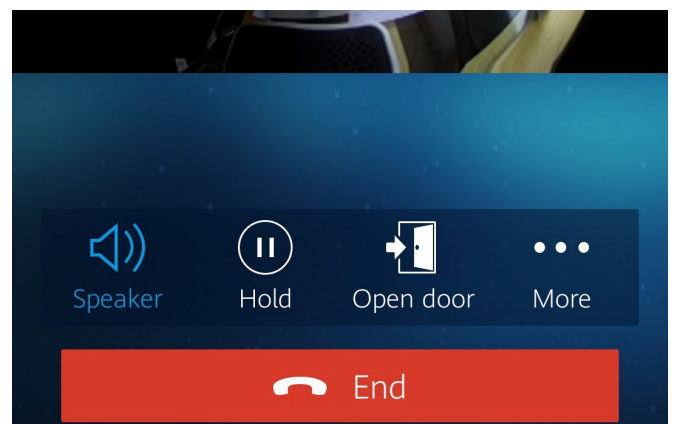
On your tablet the GS Wave application is identified by this icon. Make sure the application is running at all times. When a call is made to your flat from the intercom the screen below will appear on your tablet.



The intercom will provide an audio visual feed. The following options are available;

- Select the door open button (in blue). You will receive confirmation the door has opened.
- Reject the call
- Answer the call

When you answer the call the screen opposite appears. This will allow you to talk to the person calling. The open door option is still available to you. When you are finished you can press end.



Note—The intercom and tablet are connected via the same wireless network. Do not change the network settings on the device and if the device is out of sight of the network it will not detect the call.