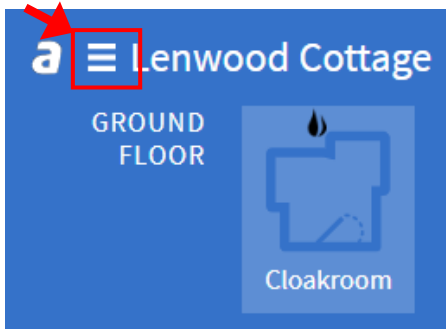
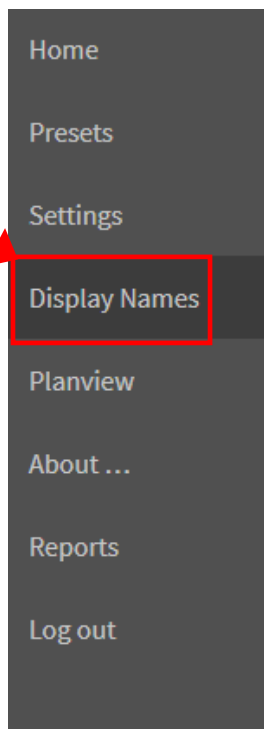


The names in the user interface (UI) are either the names in your architect plans or the installer documentation provided by Atamate. These 'Architect names' can be changed to 'Display names' that are something more relevant to you living in your home.

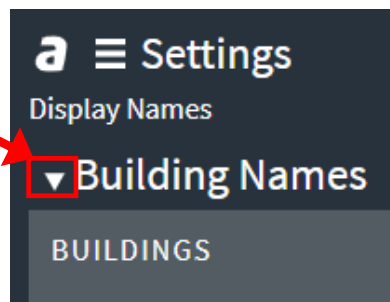


Changing Room Names

- From the Home screen click on the three bars menu.



- Click on Display Names.



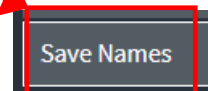
- Click on the drop down arrow and select Room Names.

▼ Room Names

ZONES

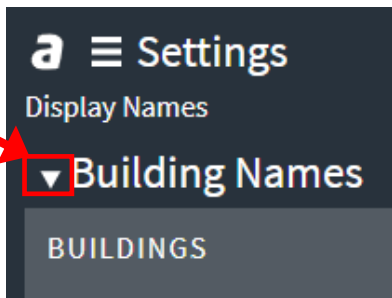
Architect Name	Display Name	Group	Icon	Occupancy Delay
Back door (H)	Back door	Outside	Basement	15
Barbeque Area (G)	Barbeque Area	Outside	Basement	15
Bathroom	Bathroom	First Floor	Bathroom	20

- In the Display Name column click on the name you would like to change.
- Delete the name.
- Enter the name you would like displayed.
- Click Save Names

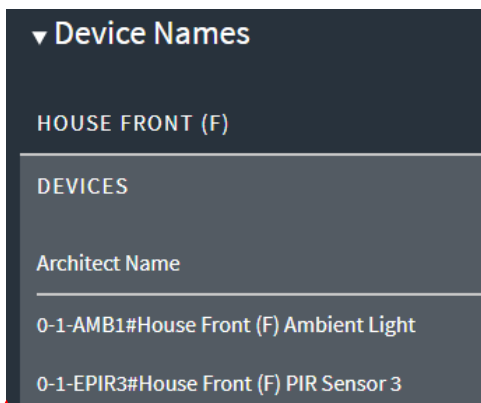


Notes— This screen also gives you the option to change the Group the room is in and change the Icon displayed for that room. In addition you can adjust the Occupancy Delay.

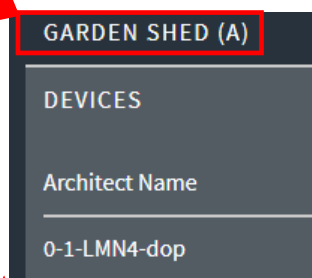
Changing Device Names



- Navigate to display names as above (Home screen > three bars menu > Display names)
- Click on the drop down arrow and select Device Names.



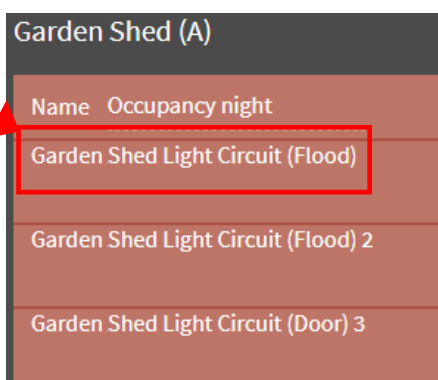
- The device name screen lists all the devices in each room. On the left is the 'Architects Name' for the device. This cannot be change. On the right is the 'Display Name'. This can be altered to suit the users preference.



- Click on the room you require to make the changes in i.e. Garden Shed (A)
- Locate the device from the list displayed. Take care to select the correct device.



- In the Display name column click on the name you would like to change.
- Delete the existing name.
- Enter the name you would like displayed.
- Locate the next device and repeat as required ensuring to give each device a unique name.
- Click Save Names.



- The name displayed in the user interface will now be the new name enter. In the example you can see the light circuits names have changed in the Zones screen for lighting.