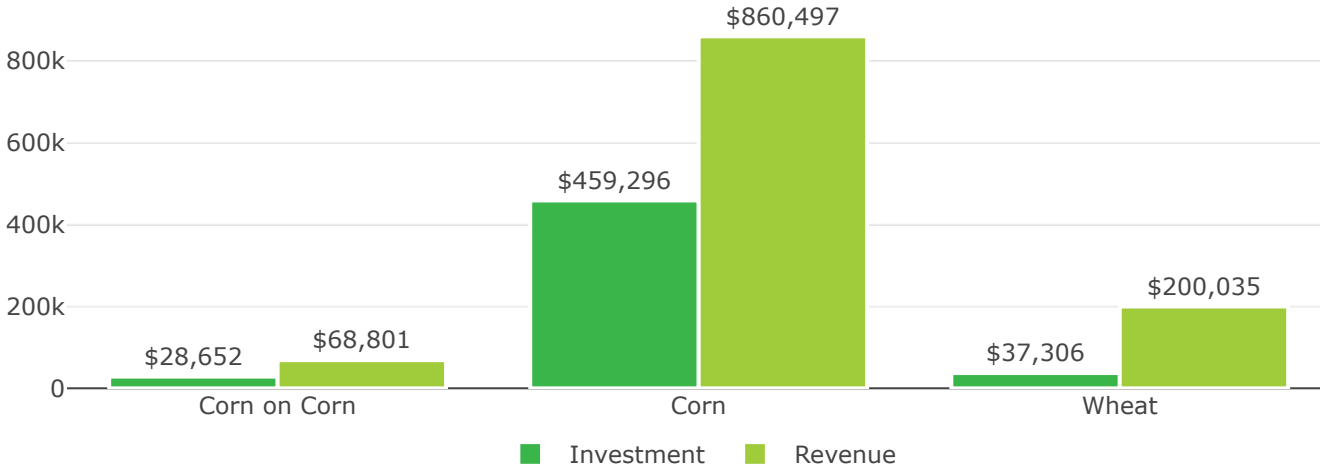


Planned Yield Efficiency

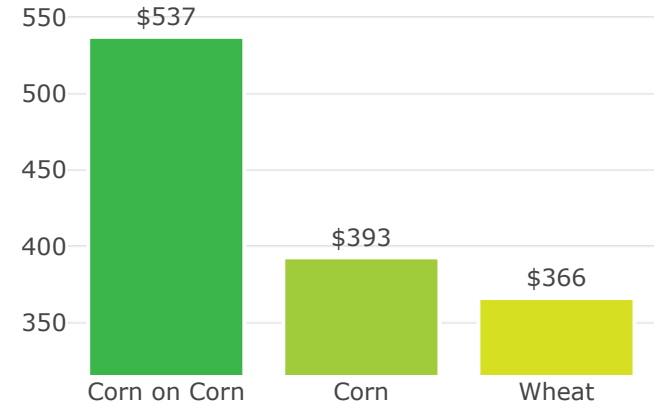
Dashboard Demo | Demo | Lewis Bros | 2021



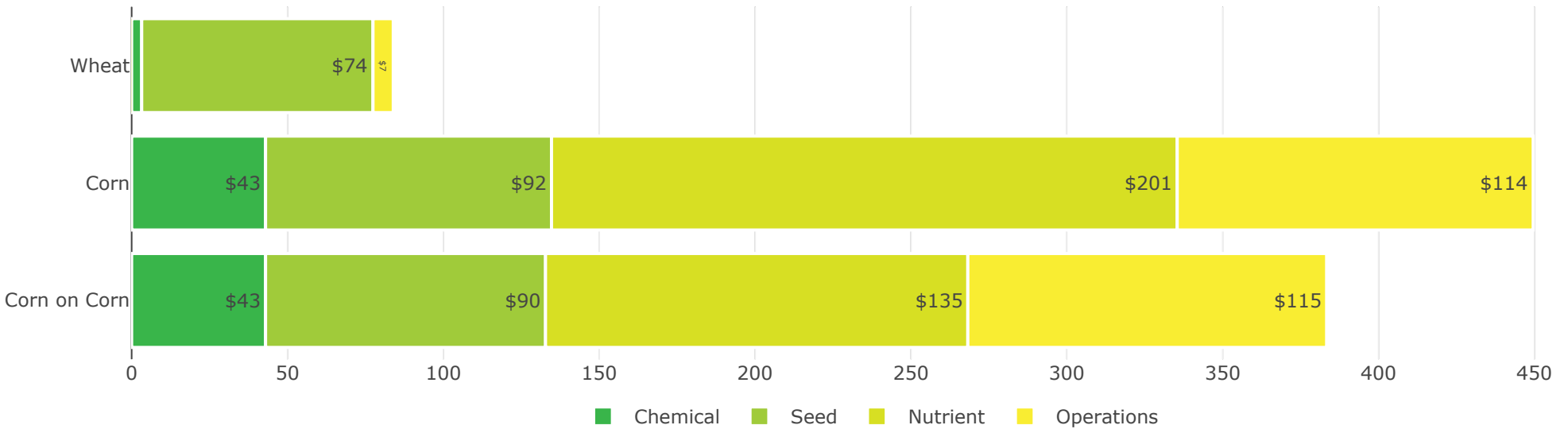
Investment vs Revenue



Avg Yield Efficiency Score (\$)



Avg cost breakdown by crop (\$)



Planned Yield Efficiency

Dashboard Demo | Demo | Lewis Bros | 2021



CORN					1,021.6 ac			
	\$3.73	X	230,531	=	\$860,497			
	<small>If Selling Price</small>		<small>Total bu @ Yield Goal</small>		<small>Est. Total Revenue</small>			
<hr/>								
\$43,897	+	\$205,046	+	\$93,704	+	\$116,649	=	\$459,296
<small>Total Chemical \$</small>		<small>Total Nutrients \$</small>		<small>Total Seed \$</small>		<small>Total Operations \$</small>		<small>Total Input \$</small>
								\$393
								<small>Avg YES</small>

SOYBEANS					669.2 ac			
	\$9.50	X	42,175	=	\$400,660			
	<small>If Selling Price</small>		<small>Total bu @ Yield Goal</small>		<small>Est. Total Revenue</small>			
<hr/>								
\$26,838	+	\$38,571	+	\$39,364	+	\$75,020	=	\$179,793
<small>Total Chemical \$</small>		<small>Total Nutrients \$</small>		<small>Total Seed \$</small>		<small>Total Operations \$</small>		<small>Total Input \$</small>
								\$330
								<small>Avg YES</small>

WHEAT					444.5 ac			
	\$5.00	X	40,007	=	\$200,035			
	<small>If Selling Price</small>		<small>Total bu @ Yield Goal</small>		<small>Est. Total Revenue</small>			
<hr/>								
\$1,436	+	\$0	+	\$32,981	+	\$2,889	=	\$37,306
<small>Total Chemical \$</small>		<small>Total Nutrients \$</small>		<small>Total Seed \$</small>		<small>Total Operations \$</small>		<small>Total Input \$</small>
								\$366
								<small>Avg YES</small>

Planned Yield Efficiency

Dashboard Demo | Demo | Lewis Bros | 2021



CORN ON CORN					74.7 ac				
	\$3.75	X	18,347	=	\$68,801				
	<small>If Selling Price</small>		<small>Total bu @ Yield Goal</small>		<small>Est. Total Revenue</small>				
<hr/>									
\$3,212	+	\$10,125	+	\$6,712	+	\$8,603	=	\$28,652	\$537
<small>Total Chemical \$</small>		<small>Total Nutrients \$</small>		<small>Total Seed \$</small>		<small>Total Operations \$</small>		<small>Total Input \$</small>	<small>Avg YES</small>

Planned Yield Efficiency

Dashboard Demo | Demo | Lewis Bros | 2021



Corn

Avg YES: \$393

Farm	Field	Chem \$/ac	Seed \$/ac	Nutrient \$/ac	Ops \$/ac	Total Inputs \$/ac	Proj avg bu/ac	Proj \$/bu	Proj rev \$/ac	Proj YES	vs avg YES
Bill	Bill West	\$42.97	\$90.67	\$200.29	\$101.90	\$435.83	225	\$3.50	\$787.50	\$352	(\$41)
Johnson	Johnson Home	\$42.97	\$90.76	\$203.06	\$115.10	\$451.88	215	\$3.75	\$806.25	\$354	(\$38)
Lewis Bros	160	\$42.97	\$92.13	\$198.87	\$115.10	\$449.07	227	\$3.75	\$851.25	\$402	\$9
Lewis Bros	The Hill	\$42.97	\$92.13	\$195.12	\$115.10	\$445.31	218	\$3.75	\$817.50	\$372	(\$21)
Miller	Miller Home	\$42.97	\$92.13	\$202.09	\$115.10	\$452.28	235	\$3.75	\$881.25	\$429	\$36
Ted	Ted South	\$42.97	\$92.13	\$200.54	\$115.10	\$450.73	232	\$3.75	\$870.00	\$419	\$27
Ted	Ted West	\$42.97	\$92.13	\$205.89	\$115.10	\$456.08	235	\$3.75	\$881.25	\$425	\$32

Soybeans

Avg YES: \$330

Farm	Field	Chem \$/ac	Seed \$/ac	Nutrient \$/ac	Ops \$/ac	Total Inputs \$/ac	Proj avg bu/ac	Proj \$/bu	Proj rev \$/ac	Proj YES	vs avg YES
Bill	Bill North	\$42.97	\$59.18	\$74.61	\$115.10	\$291.86	57	\$9.50	\$541.50	\$250	(\$80)
Johnson	Johnson North	\$38.65	\$55.71	\$46.56	\$95.10	\$236.02	65	\$9.50	\$617.50	\$381	\$51
Lewis Bros	Grandpas	\$38.65	\$58.22	\$49.01	\$118.75	\$264.63	65	\$9.50	\$620.47	\$356	\$26
Miller	Miller North	\$38.65	\$62.14	\$51.58	\$118.75	\$271.12	68	\$9.50	\$646.00	\$375	\$45

Wheat

Avg YES: \$366

Farm	Field	Chem \$/ac	Seed \$/ac	Nutrient \$/ac	Ops \$/ac	Total Inputs \$/ac	Proj avg bu/ac	Proj \$/bu	Proj rev \$/ac	Proj YES	vs avg YES
Lewis Bros	Dads Home	\$3.23	\$28.80		\$6.50	\$38.53	90	\$5.00	\$450.00	\$411	\$45
Ted	Ted Home	\$3.23	\$162.00		\$6.50	\$171.73	90	\$5.00	\$450.00	\$278	(\$88)

Planned Yield Efficiency

Dashboard Demo | Demo | Lewis Bros | 2021



Corn on Corn Avg YES: \$537

Farm	Field	Chem \$/ac	Seed \$/ac	Nutrient \$/ac	Ops \$/ac	Total Inputs \$/ac	Proj avg bu/ac	Proj \$/bu	Proj rev \$/ac	Proj YES	vs avg YES
Bill	Bill Home	\$42.97	\$89.80	\$135.46	\$115.10	\$383.33	245	\$3.75	\$920.48	\$537	\$0