

























How to configure and install DatabeatOMNI on Samsung Tizen (SSSP4-6)

1	Update SSP Firmware version  SSP4 – Tizen 2.4 – T-HKMLAKUC-2060.2  SSP5 – Tizen 3.0 – T-KTMLAKUC-2050.4  SSP6 – Tizen 4.0 – T-KTM2ELAKUC-1020.7	Samsung ACP OMNIplay version OMNIplay v. 1.0.980 (.../tizen) OMNIplay v. 1.0.980 (.../tizen) OMNIplay v. 1.0.980 (.../tizen)
2	Menu Language  Select Welcome! (English)	
3	Display Orientation  Landscape or Portrait  Next	Select Landscape if not specified
4	Auto Power Off  Off (Recommended)  Next	
5	Network Settings – Wired Connection  Confirm network connection  Next	If configured with Wi-Fi then set back to wired connection after completion.
6	Clock Set  Set current date and time  Next	Correct Date and Time is required to download application. Doublecheck if URL installation fails.
7	Play via  URL Launcher  Enter URL address	Enter the full URL address for SSSP4-6: https://www.databeatomni.net/tizen
8	Device Name  Next  Complete	Skip Device name. If required set License Key. Complete setup and select URL Launcher.
9	Player Name  URL Launcher  Enter License Key  OK	<ul style="list-style-type: none"> - Press [Home] if URL Launcher is not displayed. - Press [0] (zero) to reconfigure License Key. - License Key must be correct (Check PO/order) License Key = PlayerID = Player Name Example: NOABCD0001A
10	Verify the last steps before completion  Network Standby enabled  Eco Solution disabled  Auto starts Databeat application  Content downloaded and playing  Label both display and packaging	Use the Samsung Remote: <ul style="list-style-type: none"> - Menu/System/Power Control/Network Standby=On - Menu/System/Eco Solution/Eco Sensor=Off - Reboot to verify automatic start of OMNIplay - Press [3] for mediaplan and download status - Label info: Player Name and Customer