

UiPath 2021.4 FTS Release Partner Technical Mastermind India & APAC

Session 1 of 6:
Desktop Products

The webinar will start soon!

27 Apr 2021









Key Themes in the 21.4 FTS release

- 01** Enterprise-scale management and governance of your automation program
- 02** AI-powered discovery, prioritization and integrated development of the most impactful automations
- 03** Upgrades for all user experiences from everyday business users to professional developers
- 04** Rapid expansion of Automation Cloud capabilities



21.4 Partner Enablement Plan

Here's a quick look at our schedule

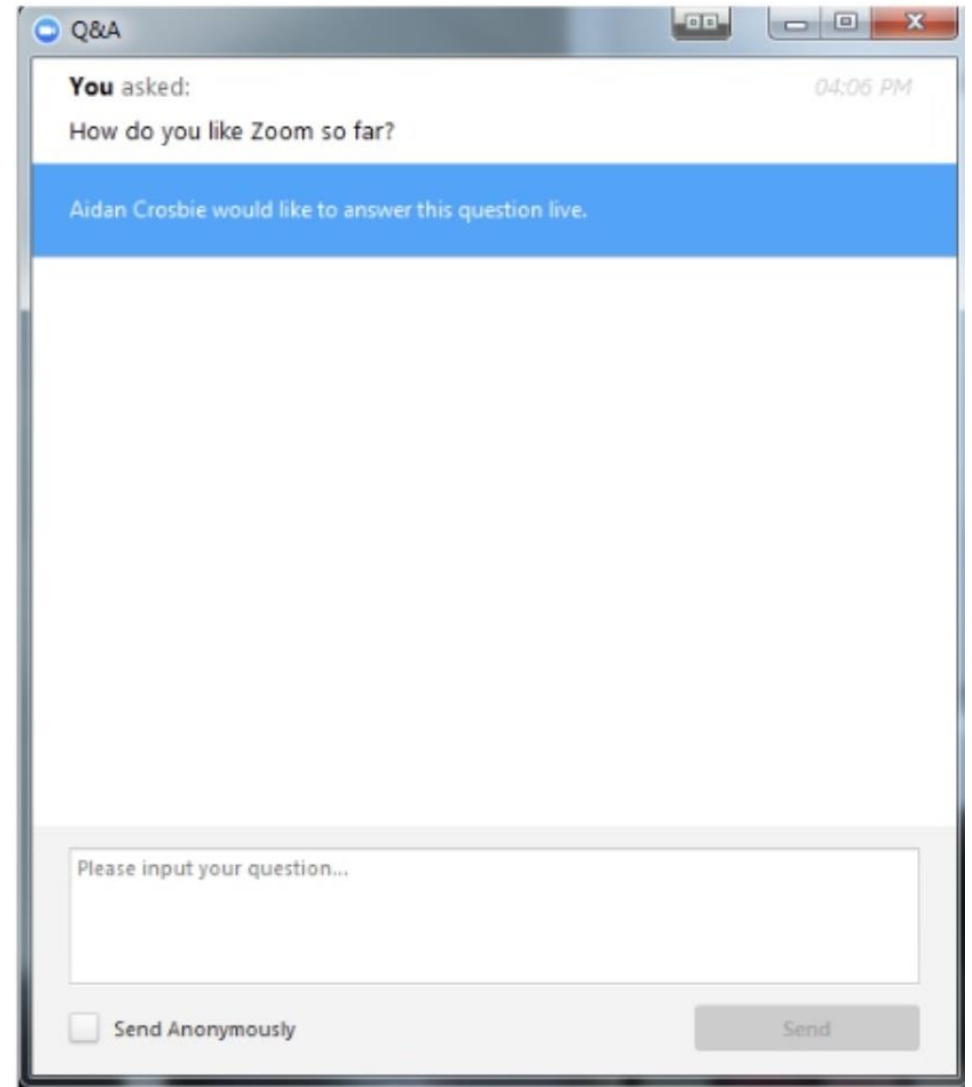
 Desktop Products Explore the latest features of the Studio family, Robots and the UiPath Assistant <hr/> <p style="text-align: center;">April 27, 2021 11:30am IST / 2:00pm SGT</p> <p style="text-align: center;">Register Now →</p>	 AI/ML Enhance your automations with AI <hr/> <p style="text-align: center;">April 29, 2021 11:30am IST / 2:00pm SGT</p> <p style="text-align: center;">Register Now →</p>	 Test Suite Find out about the latest features on RPA and Software testing <hr/> <p style="text-align: center;">May 4, 2021 11:30am IST / 2:00pm SGT</p> <p style="text-align: center;">Register Now →</p>
 Apps, Activities, Connectors Start deliver engaging experience using UiPath's low code-app builder <hr/> <p style="text-align: center;">May 6, 2021 11:30am IST / 2:00pm SGT</p> <p style="text-align: center;">Register Now →</p>	 Process Understanding AI-powered discovery and prioritization of the most impactful automations <hr/> <p style="text-align: center;">May 11, 2021 11:30am IST / 2:00pm SGT</p> <p style="text-align: center;">Register Now →</p>	 Cloud Services Rapid expansion of the UiPath Automation Cloud(™) capabilities <hr/> <p style="text-align: center;">May 12, 2021 11:30am IST / 2:00pm SGT</p> <p style="text-align: center;">Register Now →</p>

Quick Housekeeping notes

- Please enter your question in the Q&A box.
- We will address the questions along the way, at the end of the presentation or by follow up email.

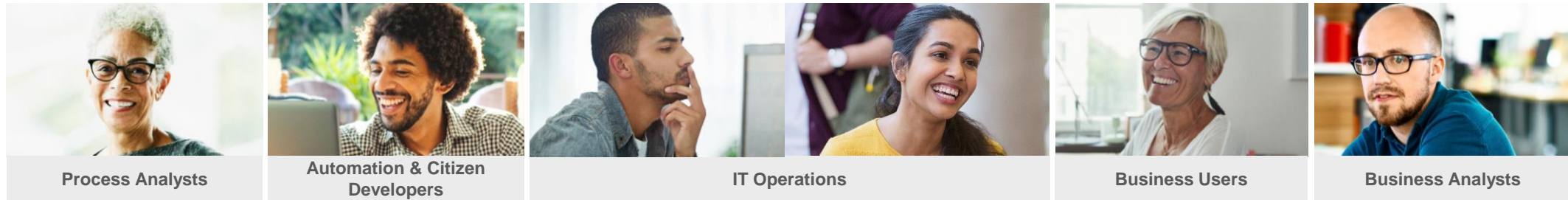
FAQ: Is this webinar recorded?

Yes, this session is recorded and will be posted on the same page where you registered for attending.









The UiPath Platform enables the fully automated enterprise













End-Users



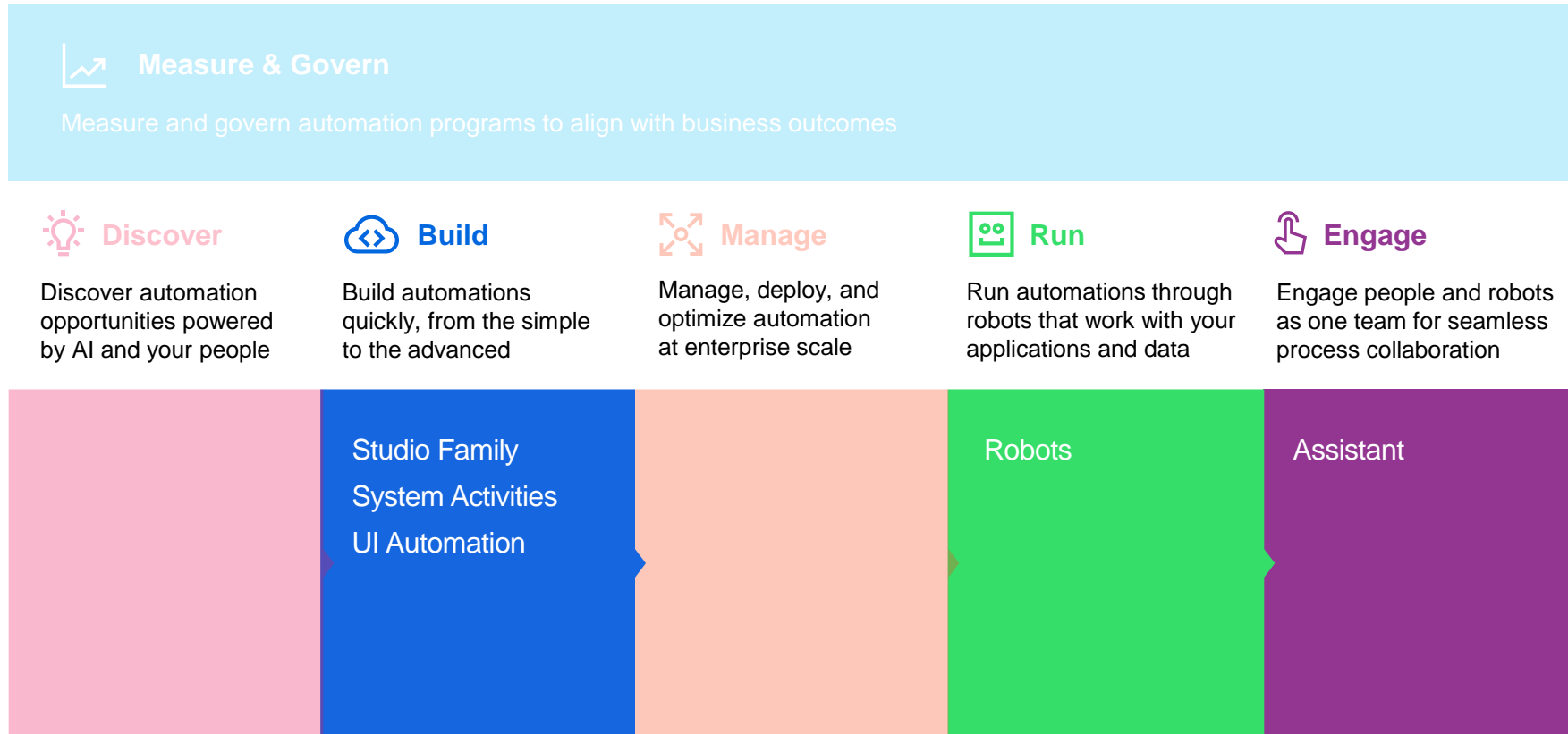
UiPath Automation Platform

 Discover Discover automation opportunities powered by AI and your people	 Build Build automations quickly, from the simple to the advanced	 Manage Manage, deploy and optimize automation at enterprise scale	 Run Run automations through robots that work with your applications and data	 Engage Engage people and robots as one team for seamless process collaboration	 Measure Measure operations and performance to align with business outcomes
--	--	--	--	--	--

Existing Applications

 	<p>Example Systems of Record: On-premises and SaaS applications</p>       		<p>Mainframe applications</p> 	<p>Homegrown applications</p> 
---	--	---	---	---

Expedite automation time-to-value and ongoing ROI across the entire lifecycle



Studio 2021.4

Technical Enablement Session




Disclaimer

The following information is meant only for internal presentations. Please checkout the Highspot Enablement page for external materials.

Assign Process Icon

What's new



What's New | Assign Process Icon

Updates

This feature addresses the lack of visual impact of identifying processes as previously the only option to differentiate the processes one from the other was just text.

Now there are multiple ways of adding an icon to your process:


- From the project settings
- When publishing the package to the orchestrator
- When publishing from CMD

The screenshot shows the 'Publish Process' dialog box with the following details:

- Package Name:** ExposePackageDemo
- Version:** Current Version: 1.0.2, New Version: 1.0.3
- Is Prerelease:**
- Package Icon:** TestIcon.jpg
- Release Notes:** (Empty text area)
- Buttons:** Cancel, Back, Next, Publish

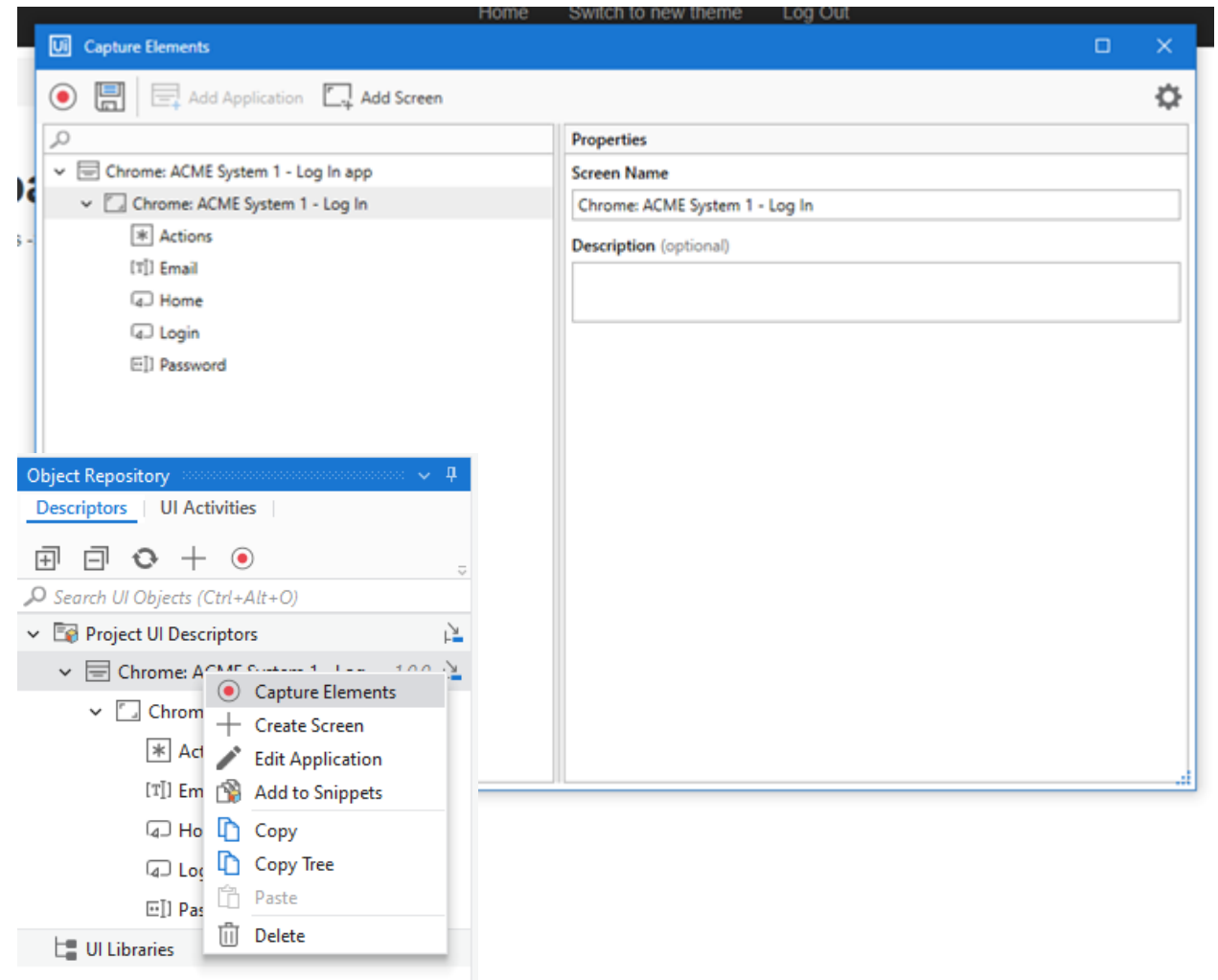
Object Repository

Improvements What's new



Capture Elements

In this update, while using Capture Elements on a pre-existing Ui Descriptor/Application **the previously created elements are now also visible** and can be seen inside the Capture Elements Window

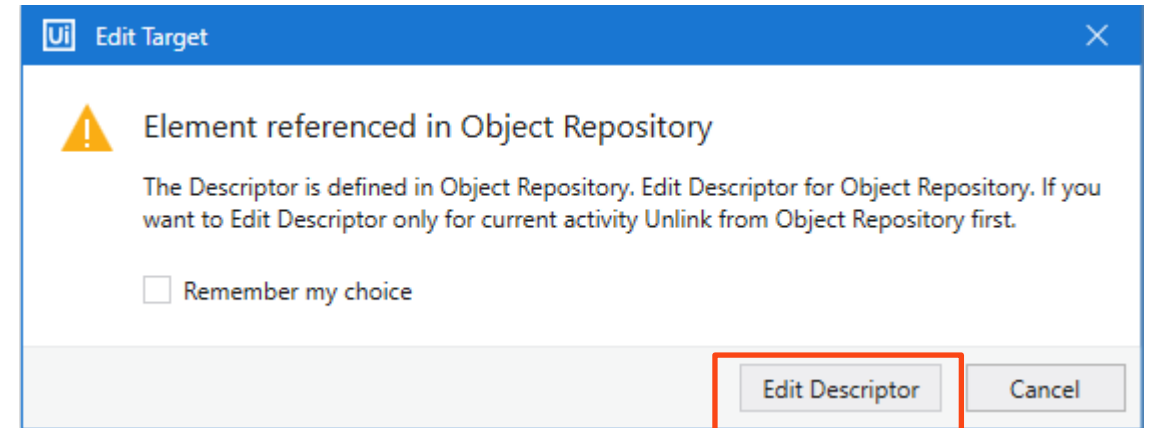
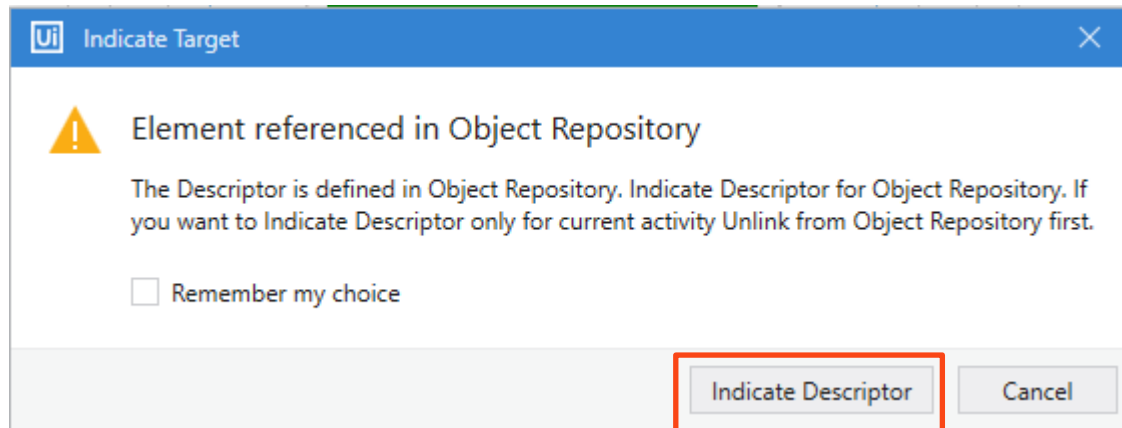
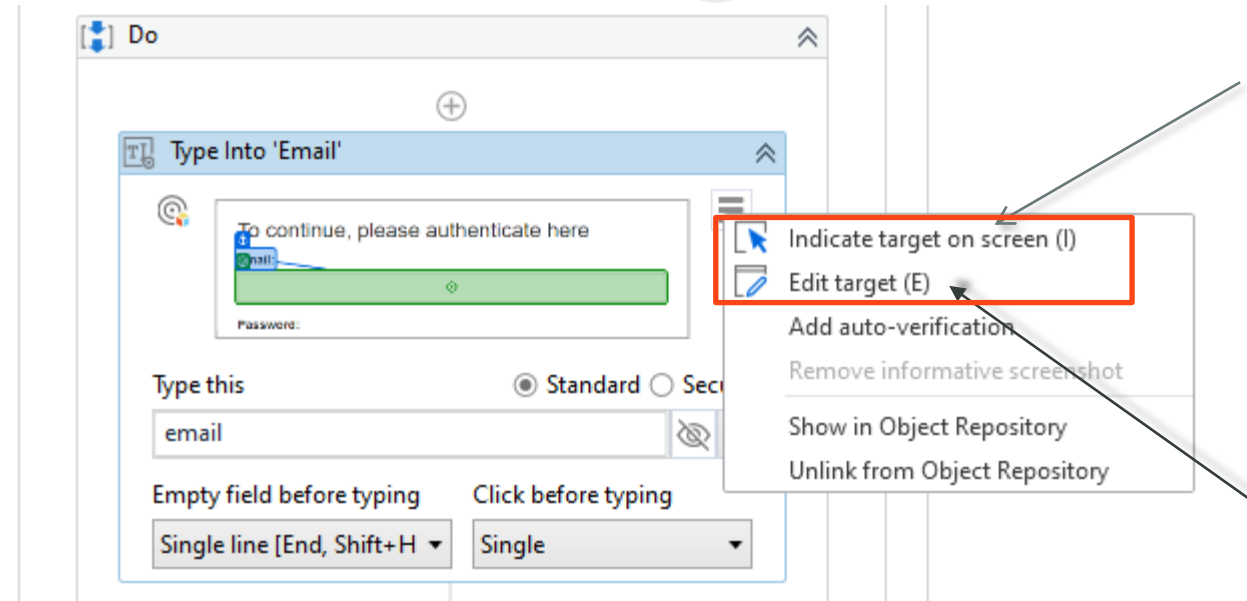


Improvements | Object Repository

Simplified Edit/Indicate

Now it is easier to indicate a new element for the Ui Descriptor.

By simply opening the options of the activity we can select to indicate a new descriptor or edit one.

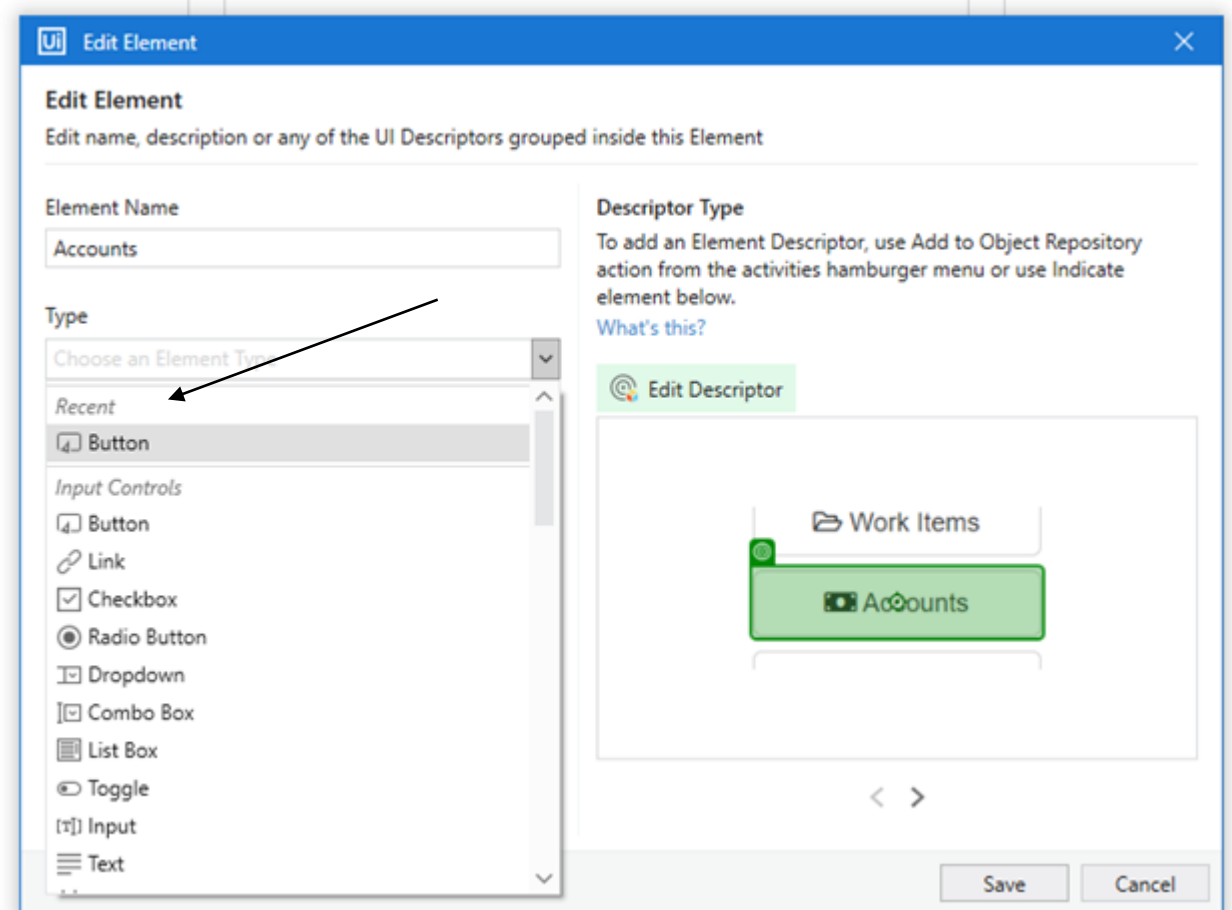


New Elements Type

- Column Name
- Text
- Cell
- Row Name

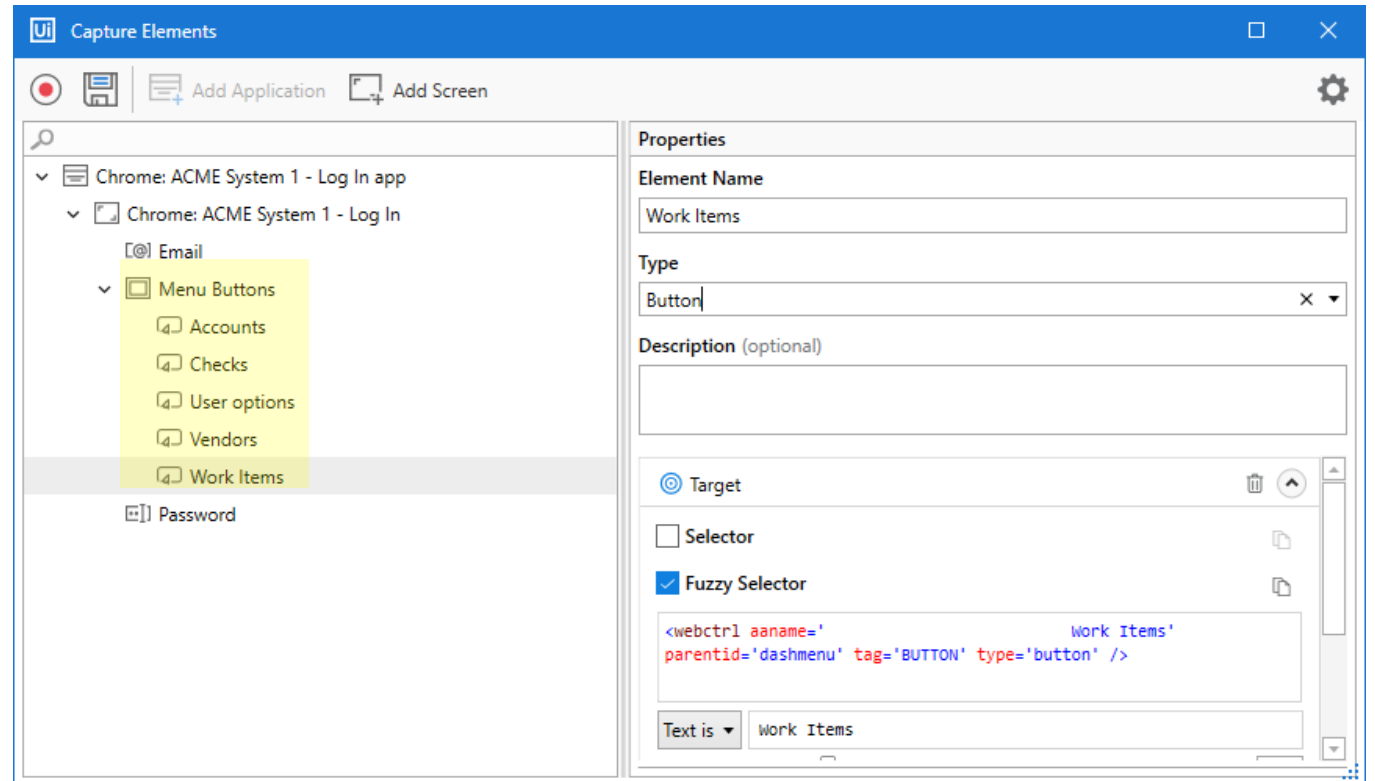
Recent Elements

When picking an element type now we can also see the recently used elements.




Grouping of elements

- Using drag and drop you can create groups
- Easily organize your elements



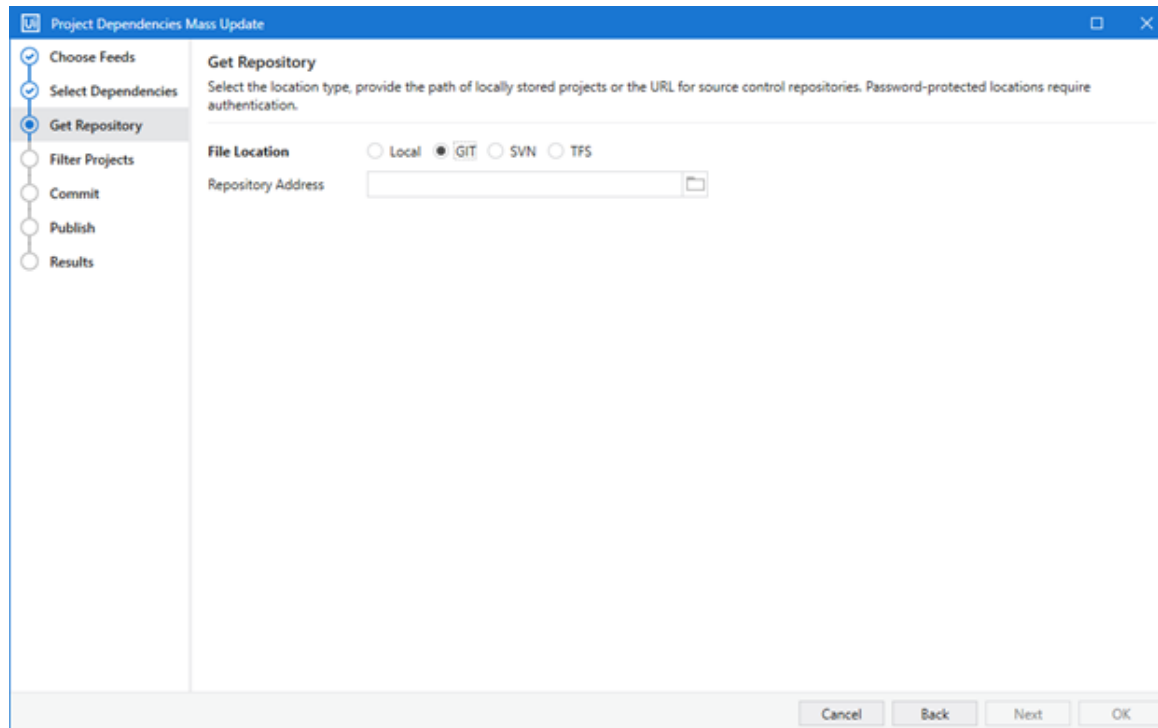
Source Control

Improvements



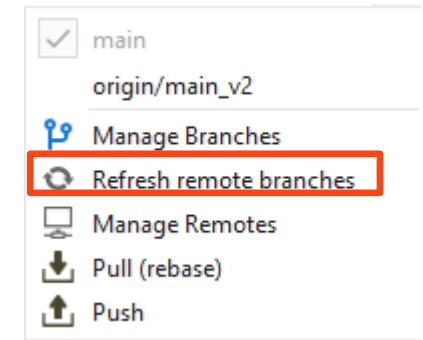
GIT in Mass Update Tool

Now it is possible to select a GIT repository when using the Project Dependencies Mass Update Tool



GIT Fetch


GIT Fetch is mainly the action that is done behind the scenes.



In Manage Branches we can refresh in case of any changes have been made.

UI for Library Activities

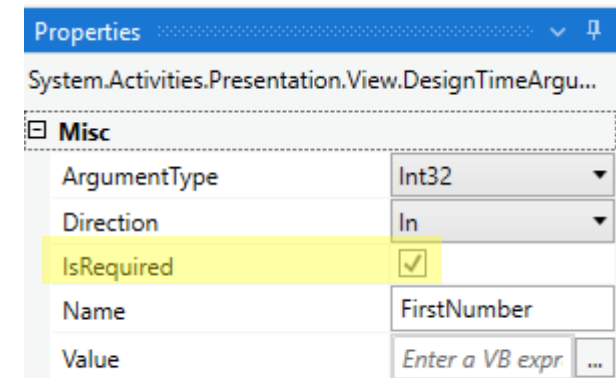
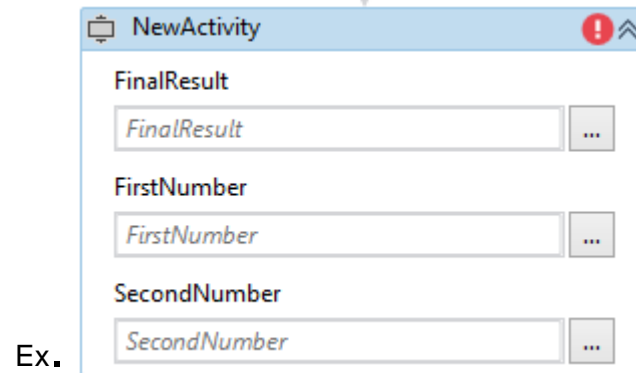
What's new



What's New | UI for Library Activities

Generate UI for Library activities based on arguments

Now publishing a library with **arguments** which have the “**IsRequired**” option checked will automatically generate UI




Name	Direction	Argument type	Default value
FirstNumber	In	Int32	Enter a VB expression
SecondNumber	In	Int32	Enter a VB expression
FinalResult	Out	Int32	Default value not supported

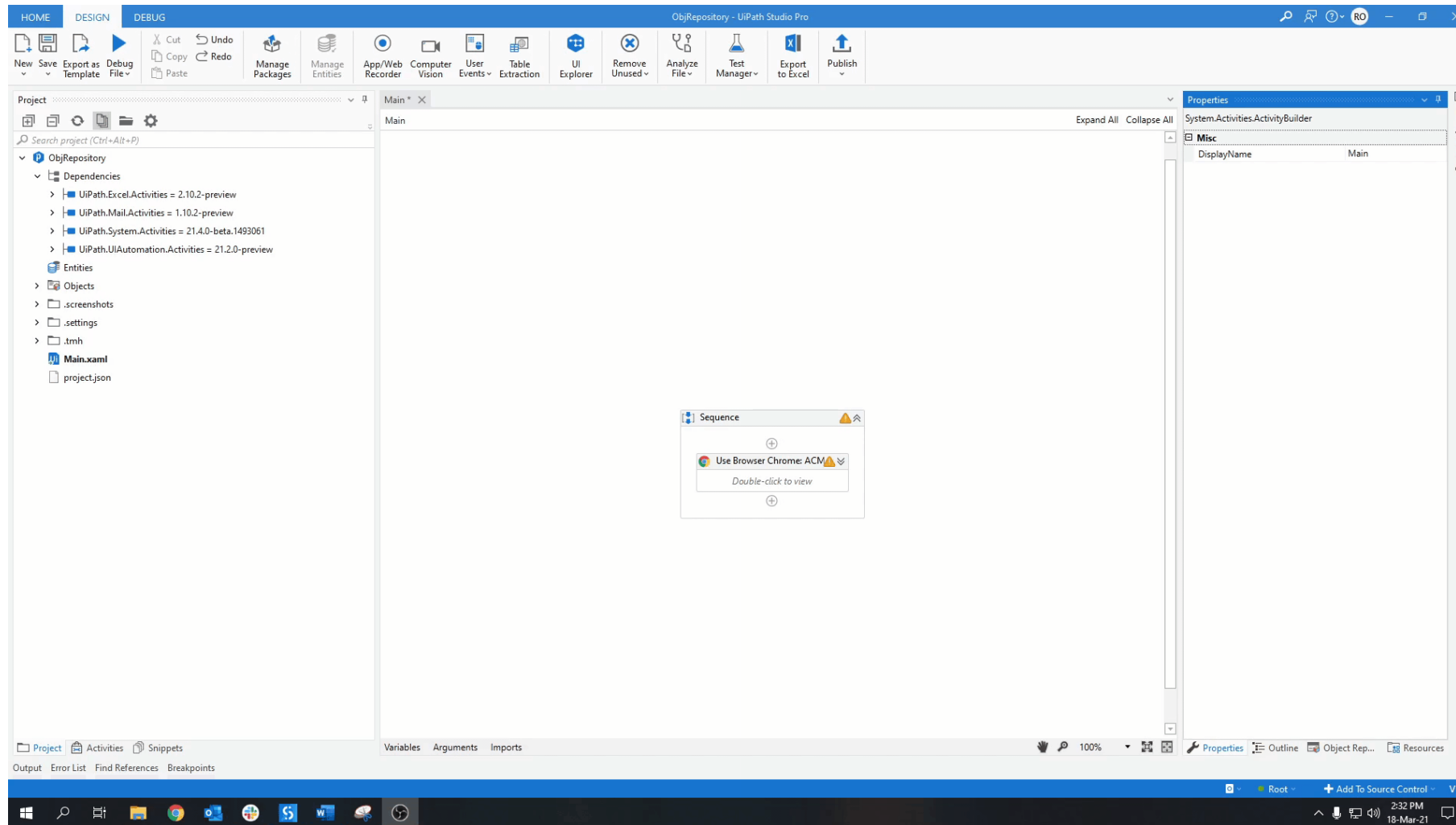
Create Argument

Enhanced Error Display

What's new



What's New | Enhanced Error Display




Improvements

Errors are also shown in **activity property**.

Clicking the error icon will bring you to the first activity which has an error.

Buttons

What's new



What's New | Buttons

Remove Unused Button

Old Buttons are removed
Unified Button

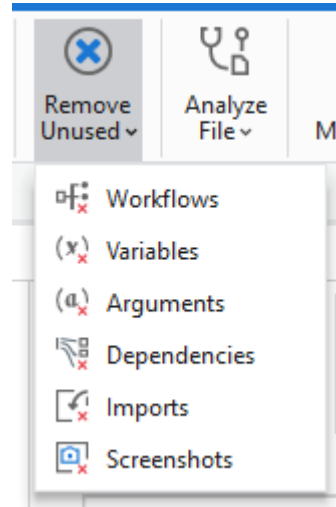
You can remove unused:

- Workflows
- Dependencies
- Screenshots

From the **current project** and

- Variables
- Arguments
- Imports

From the **current file**

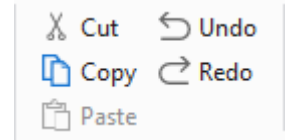


Undo/Redo Buttons

The Undo/Redo
buttons have been
added with their
specific keyboard
shortcuts:


Undo – CTRL + Z

Redo – CTRL + Y



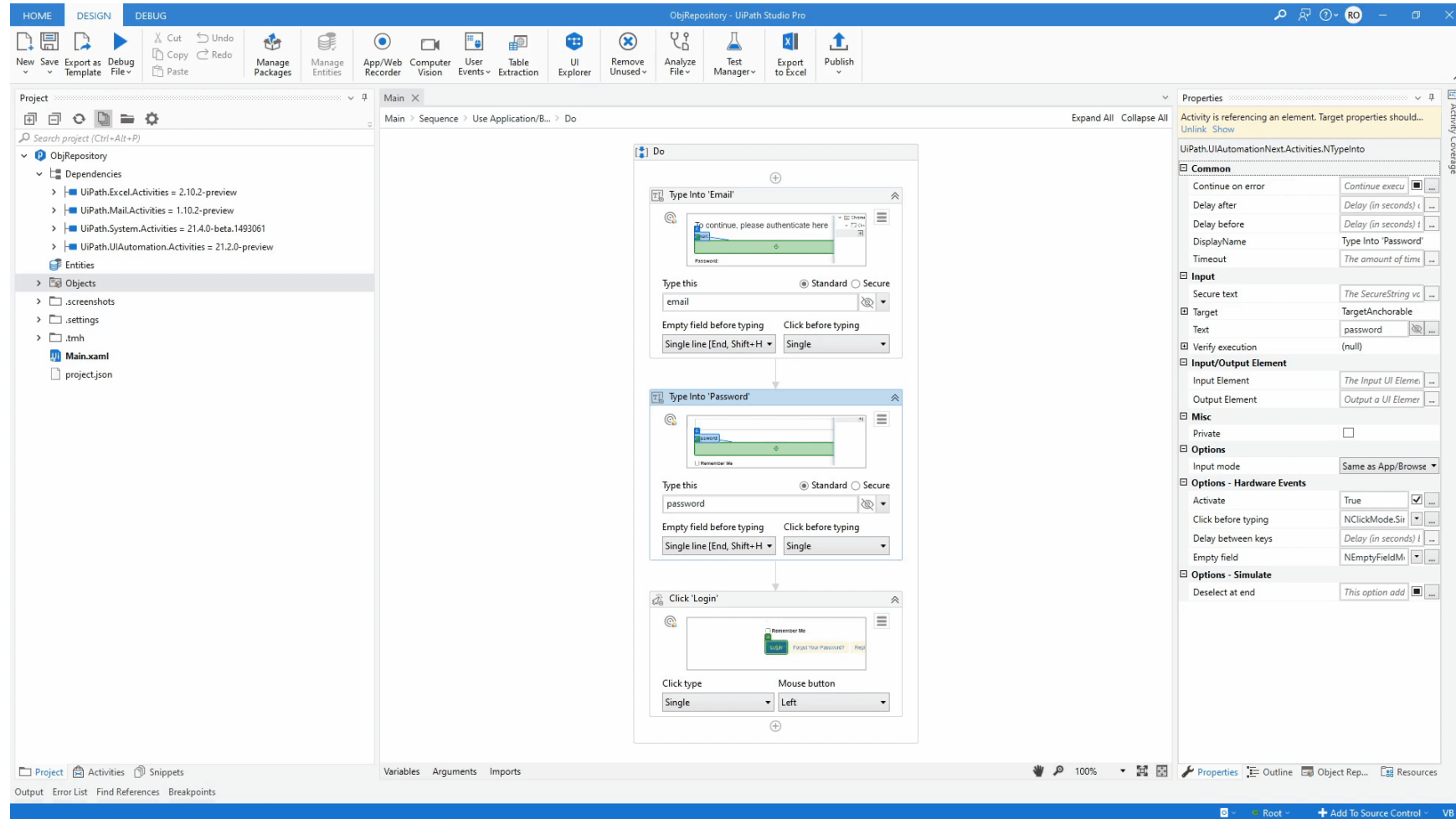
Test & Run From This Activity

Improvements



Improvements | Test & Run From This Activity


Improvements
Test Activity and Run From This Activity will automatically open the container/scope for the activity.



Run From This Example

System.Activities

Improvements



TopMost for notification window

Select File, Select Folder, Input Dialog will now have the **TopMost** priority **always enabled**.

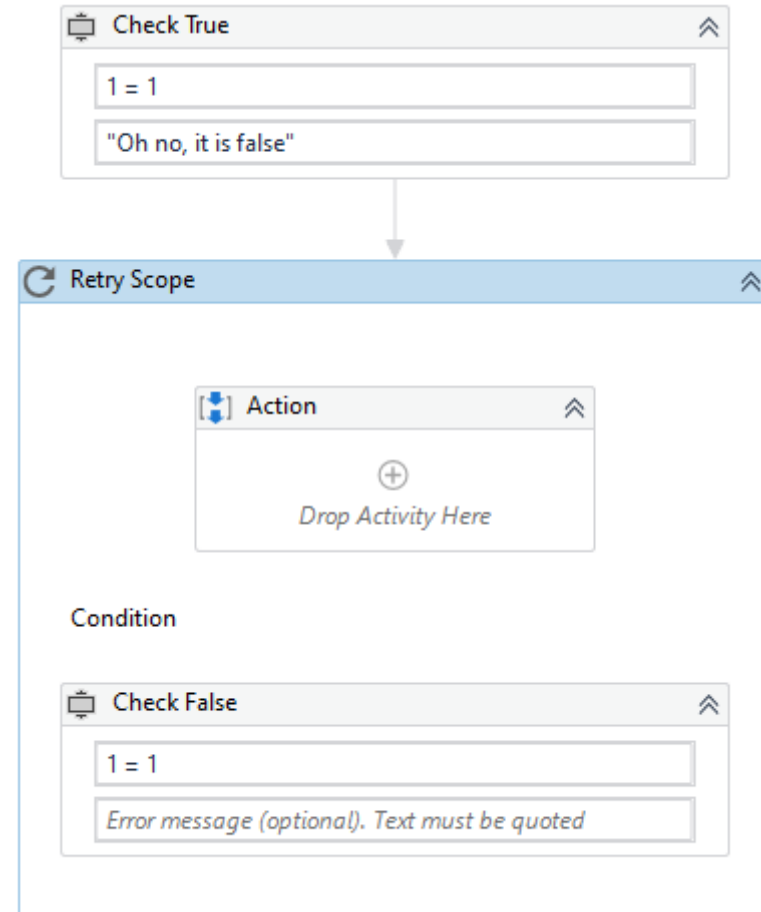
UiPath.Core.Activities.MessageBox

Common	
DisplayName	Message Box
Input	
Buttons	ButtonOptions.Ok ...
Caption	The title of the message ...
Text	"Tis is topmost!!!" ...
Misc	
Private	<input type="checkbox"/>
TopMost	True <input checked="" type="checkbox"/> ...
Output	
ChosenButton	A string representing the ...

Message Box now has the **TopMost** property available.

Check True / Check False activities for Retry Scope activity

Check True and Check False can now be used as conditional activities, as part of the **System.Activities** package.



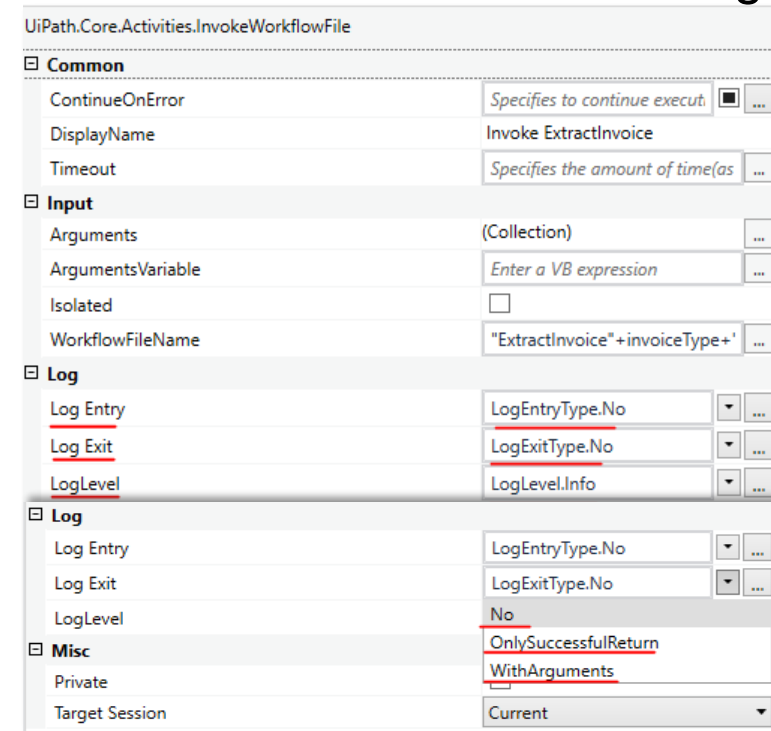
Dynamic arguments list for Invoke Workflow & Invoke Process

You can now provide a custom and dynamic generated argument Dictionary to an invoked workflow/process

Invoke Workflow & Invoke Process automatic logging

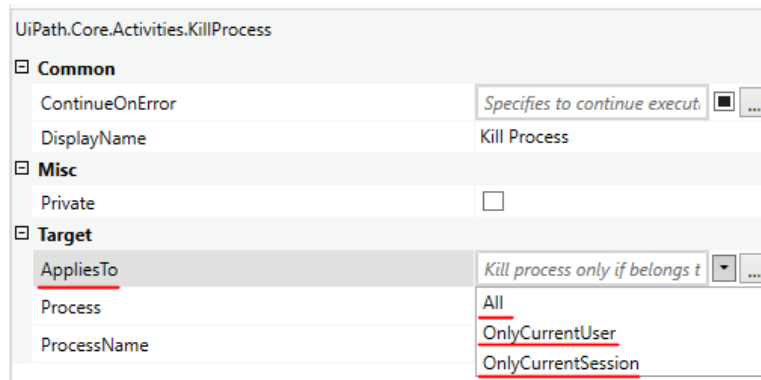
Three new properties: **Log Entry**, **Log Exit**, **Log Level**

Used for logging entry/exit from an Invoke Workflow/Process and to set the log level



UiPath.Core.Activities.InvokeWorkflowFile	
Common	
ContinueOnError	Specifies to continue execut <input type="checkbox"/> ...
DisplayName	Invoke ExtractInvoice
Timeout	Specifies the amount of time(as ...
Input	
Arguments	(Collection) ...
ArgumentsVariable	Enter a VB expression ...
Isolated	<input type="checkbox"/>
WorkflowFileName	"ExtractInvoice"+invoiceType+' ...
Log	
<u>Log Entry</u>	LogEntryType.No ▾ ...
<u>Log Exit</u>	LogExitType.No ▾ ...
<u>LogLevel</u>	LogLevel.Info ▾ ...
Log	
Log Entry	LogEntryType.No ▾ ...
Log Exit	LogExitType.No ▾ ...
LogLevel	No
Misc	
Private	<u>OnlySuccessfulReturn</u>
	<u>WithArguments</u>
Target Session	Current ▾

Kill Process activity filtering

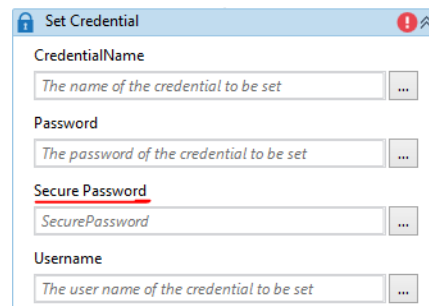


Useful in high density/PIP

This filtering option applies to

- All processes matching the search criteria
- Processes on current user – (**Useful in high density**)
- Processes started in current login session (**Useful In PIP**)

SecureString argument for Set Credential



You can now provide a String or **SecureString** as password inside Set Credential Activity.

Folder path support for Orchestrator HTTP Request

You can now specify a different Orchestrator folder than the currently connected one when running an Orchestrator HTTP Request.

UiPath.Core.Activities.OrchestratorHttpRequest

[-] Common	
ContinueOnError	Specifies to continue execut <input checked="" type="checkbox"/> ...
DisplayName	Orchestrator HTTP Request
Timeout (milliseconds)	Specifies the amount of time (in ...
[-] Input	
JSONPayload	The JSON payload to send with ...
Method	GET
RelativeEndpoint	The endpoint to use, relative to ...
[-] Misc	
<u>Folder Path</u>	<u>Enter a VB expression</u> ...
Private	<input type="checkbox"/>
[-] Output	
Headers	Enter a VB expression ...
JSONResponse	The JSON returned by the requ ...
StatusCode	The status code returned by the ...

Demo



Thank you!



A woman with blonde hair, wearing a blue and white striped shirt, is gesturing with her hands while speaking to a man. The man, wearing a grey polo shirt and a gold watch, is listening attentively. They appear to be in a meeting or training session. The background is a blurred office setting.

StudioX 21.4

Product Enablement Session

Disclaimer

The following information is meant only for internal presentations. Please checkout the Highspot Enablement page for external materials.

Agenda

1 Highly Requested

2 Excel

3 Mail

4 PowerPoint

5 GSuite

6 Mix&Match Studio/StudioX

7 Data Tables

8 Governance



Highly requested

- Create Excel charts and insert into Word and PowerPoint
- Open files from SharePoint using URL
- Format Cells – adds support for Alignment, Font, and Fill color
- HTML Editor for creating rich emails without Word
- Shared Mailbox support
- GSuite Integration

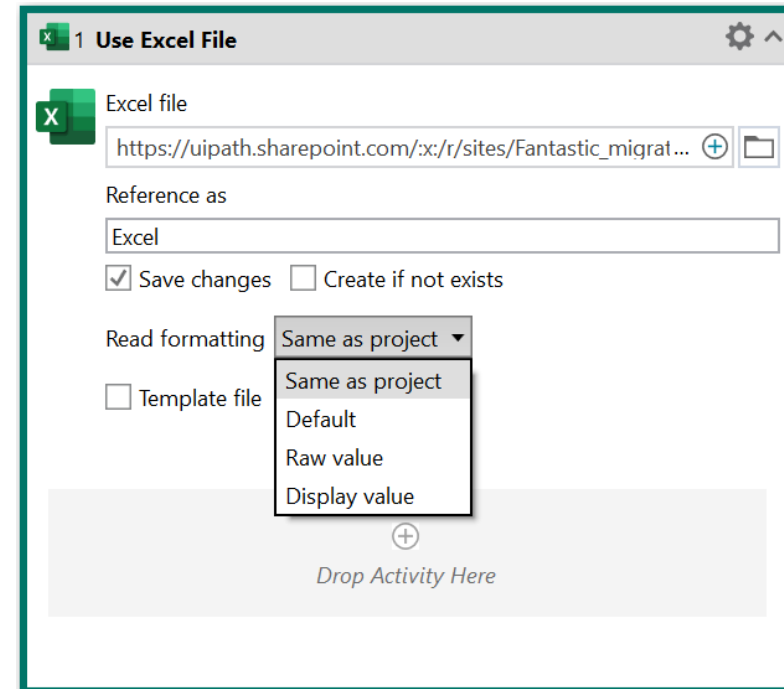
Let's See It

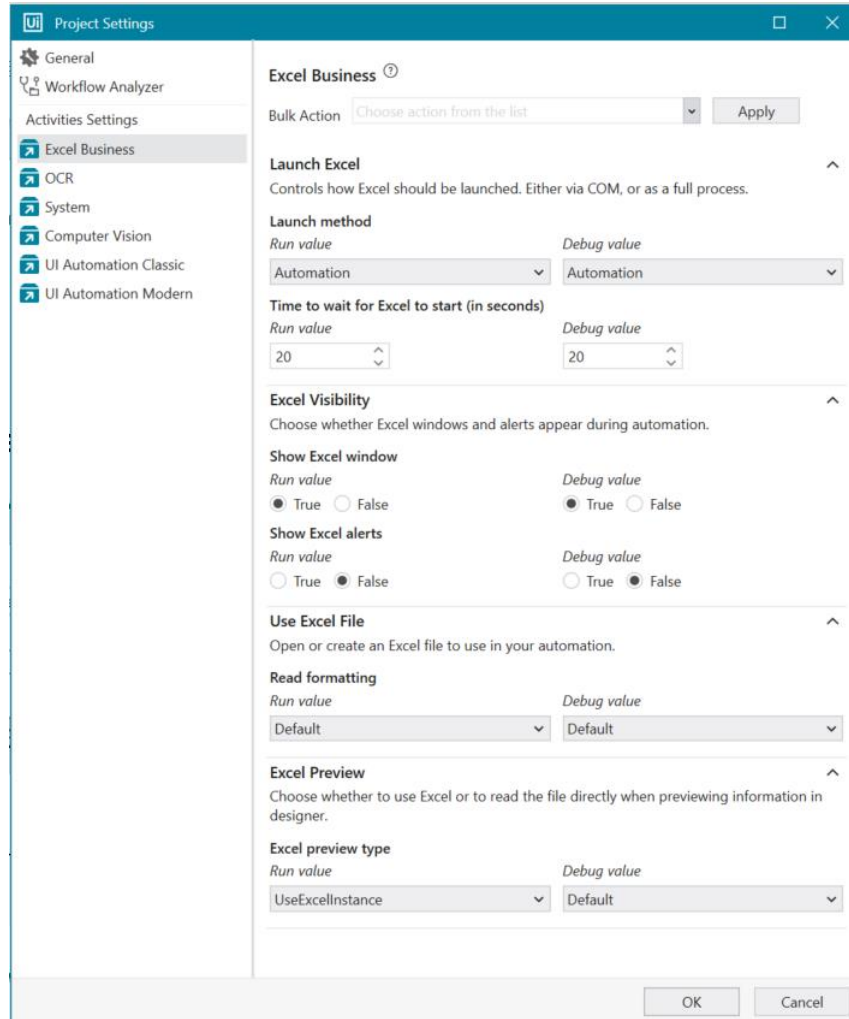




What's new

- Open files from **SharePoint** using URL
- **Get displayed formatting**

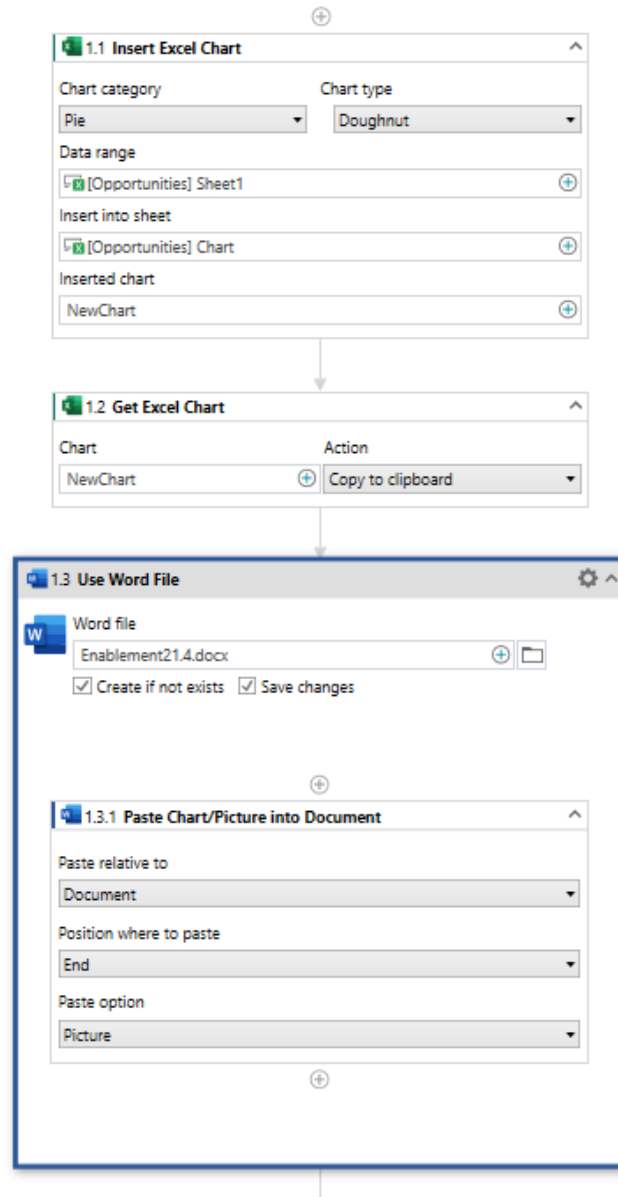




Excel Project Settings

- Launch Method
- Time to wait for Excel to start
- Excel Visibility
- Read Formatting
- Excel Preview

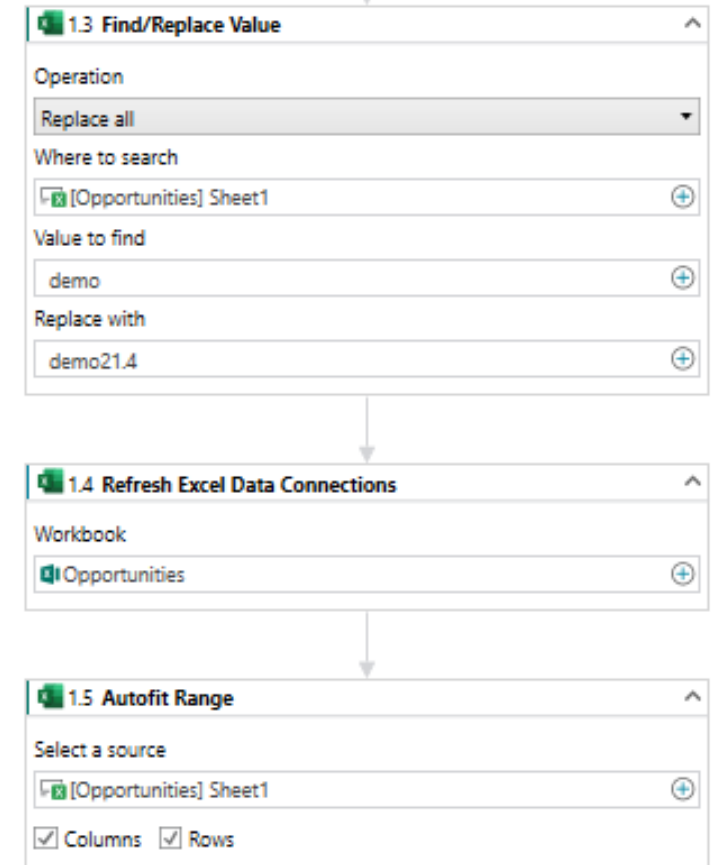
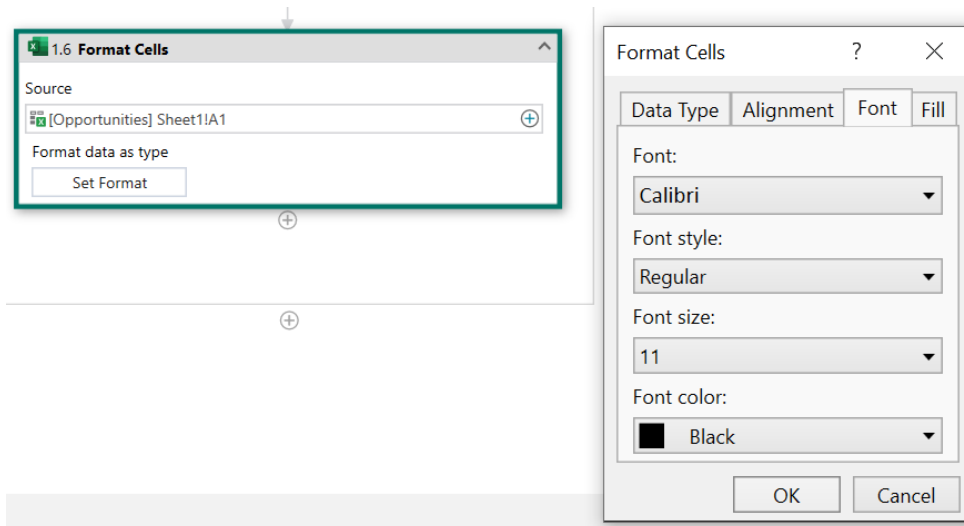
What's new | Excel



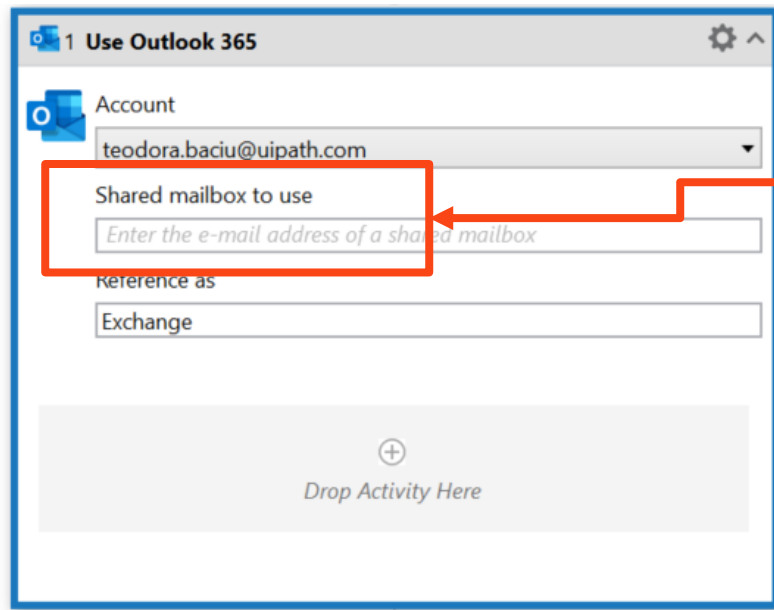
- Get, Create, Update **Excel charts** and insert into Word and PowerPoint

What's new | Excel

- **Find/Replace Value**
- **Refresh Excel Data Connections**
- **Autofit Range** – adds support for rows as well as columns
- **Format Cells** – adds support for Alignment, Font, and Fill color



What's new | Mail


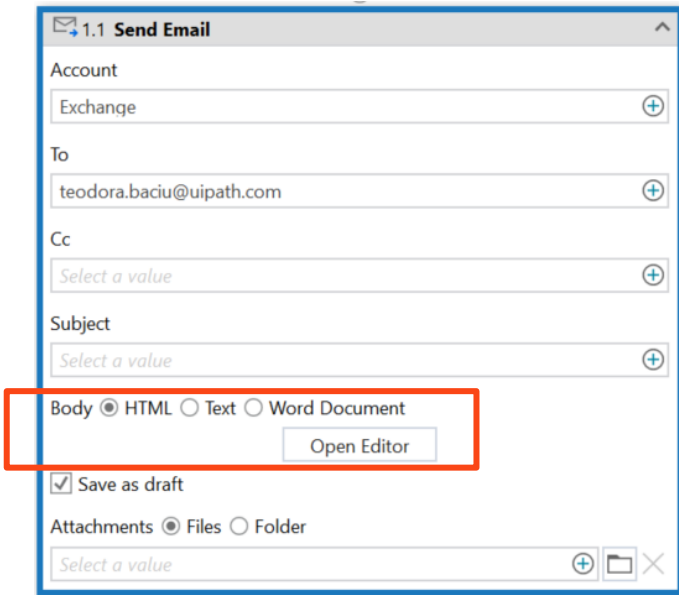
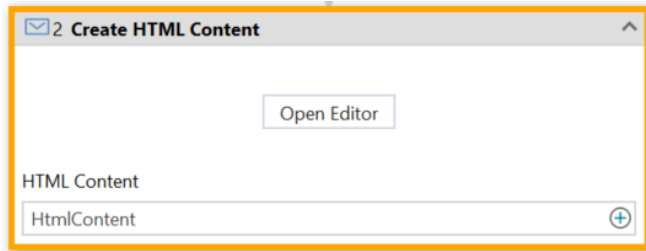


- **Simplified login** for Gmail and O365
- **Shared mailbox** support for Desktop Outlook
- Store **Application Credentials** for Outlook 365 and Gmail in Orchestrator

<https://docs.uipath.com/activities/docs/adding-app-credentials-for-outlook-365-gmail-in-orchestrator>

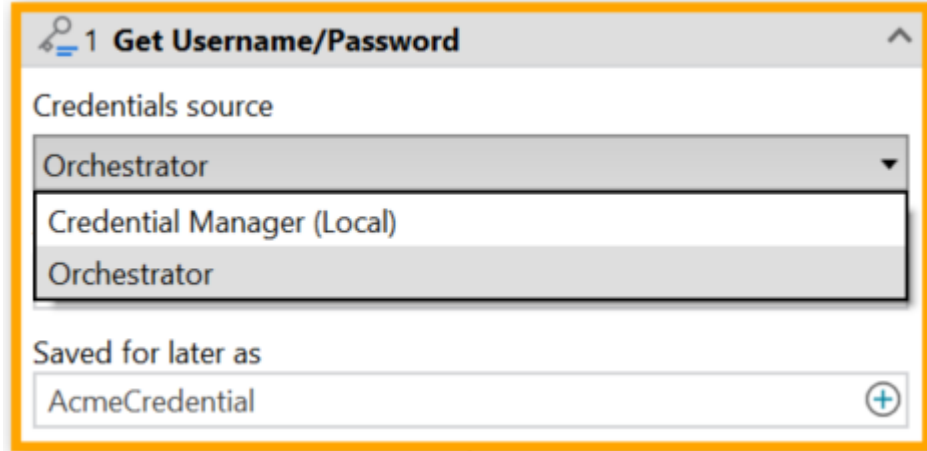
What's new | Mail

- **HTML Editor** for creating rich emails without Word



What's new | Credentials

- **Get Credential Asset from Orchestrator**



1 Get Username/Password

Credentials source

Orchestrator

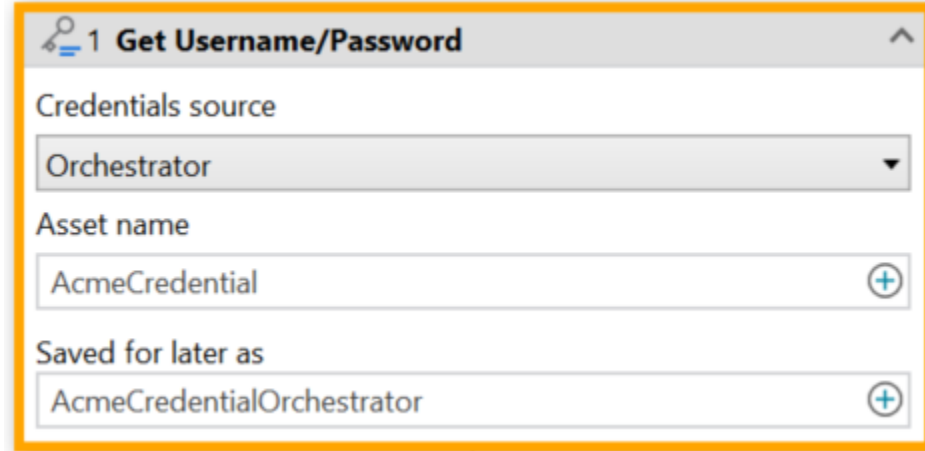
Credential Manager (Local)

Orchestrator

Saved for later as

AcmeCredential

This screenshot shows the configuration window for the 'Get Username/Password' activity. The 'Credentials source' dropdown menu is open, displaying three options: 'Orchestrator', 'Credential Manager (Local)', and 'Orchestrator'. The 'Orchestrator' option at the bottom is highlighted. Below the dropdown, the 'Saved for later as' field contains the text 'AcmeCredential'.



1 Get Username/Password

Credentials source

Orchestrator

Asset name

AcmeCredential

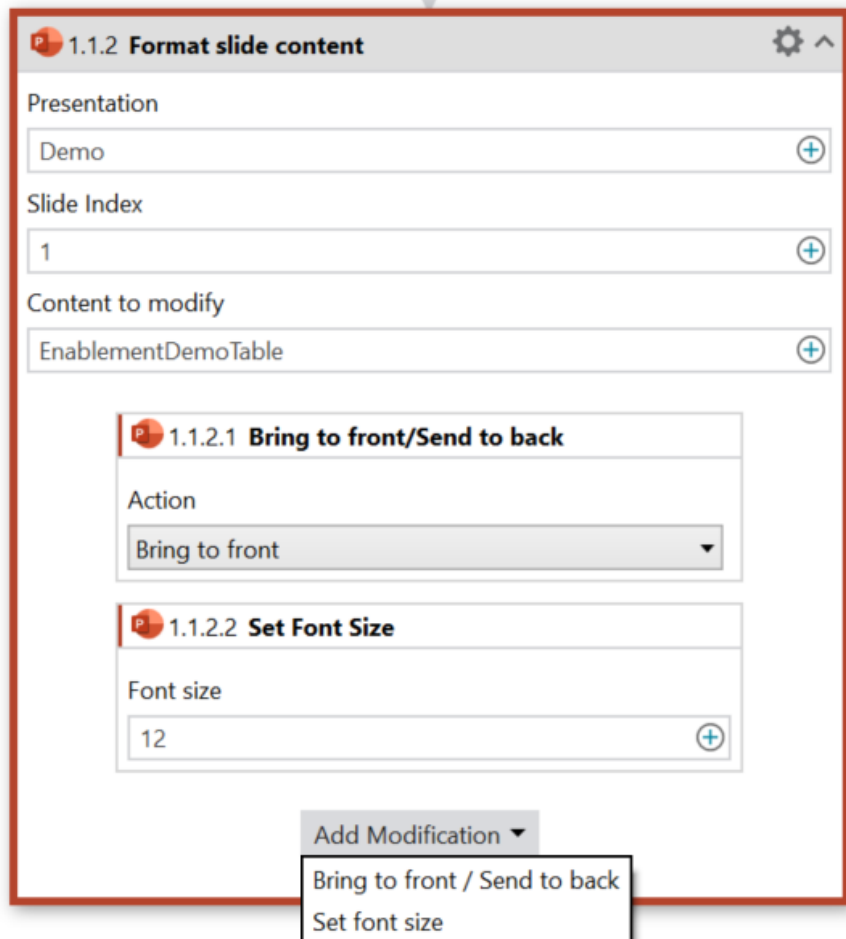
Saved for later as

AcmeCredentialOrchestrator

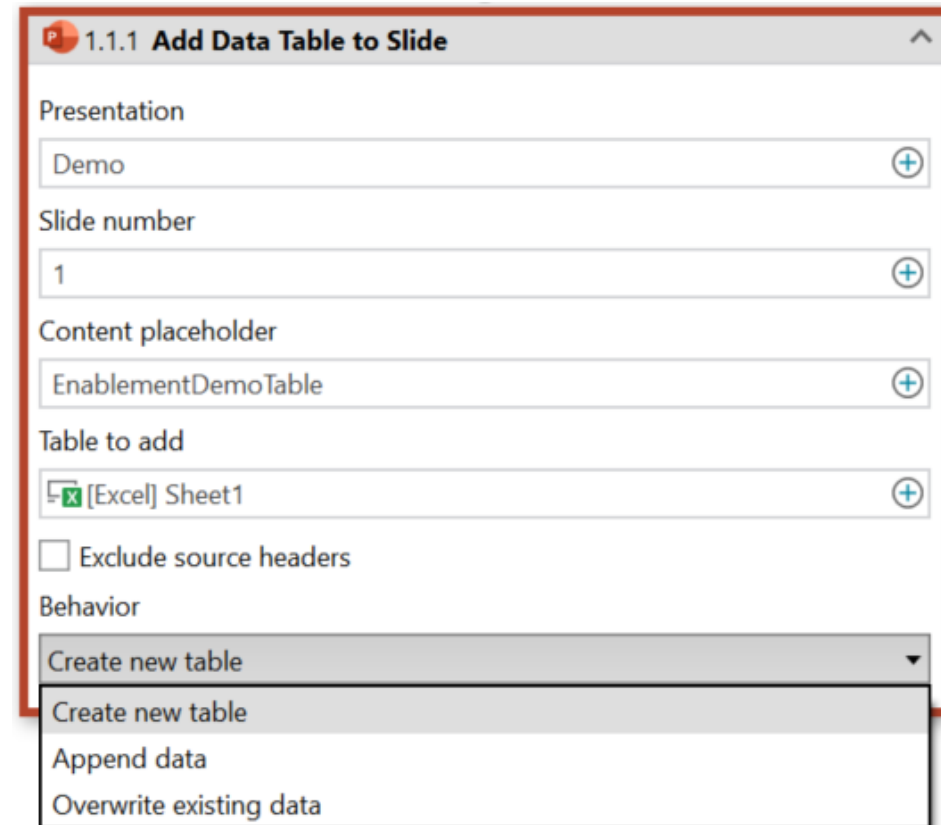
This screenshot shows the same configuration window, but with the 'Asset name' field filled with 'AcmeCredential'. The 'Saved for later as' field now contains 'AcmeCredentialOrchestrator', which is a combination of the asset name and the selected source.

What's new | PowerPoint

- Format Slide Content

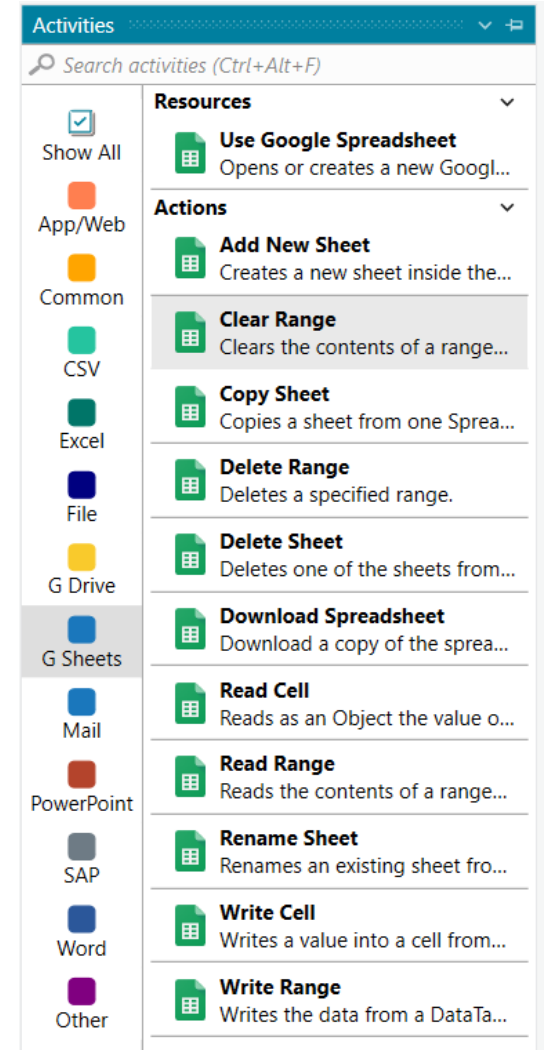
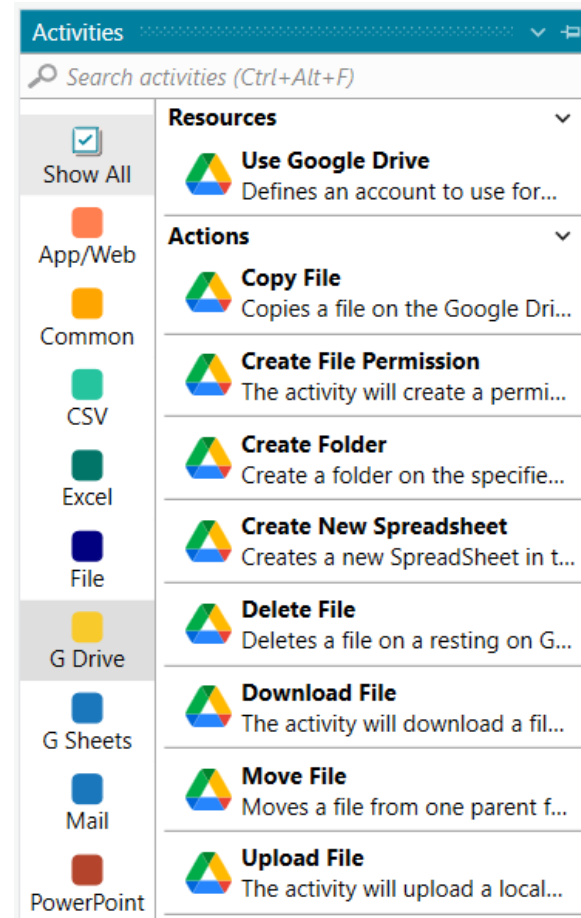
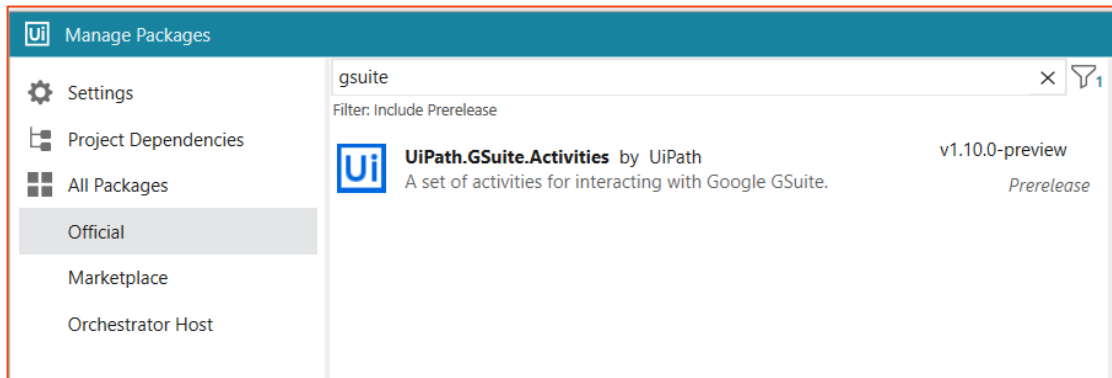


- Add Data Table to Slide: Adds support for overwriting existing table contents and appending



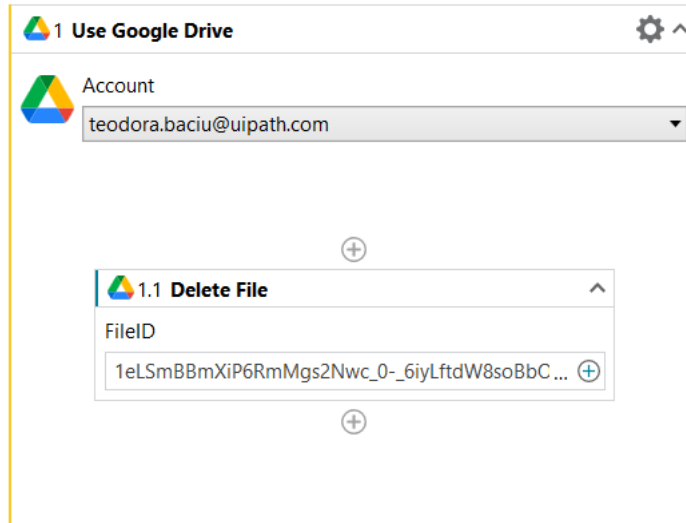
What's new | GSuite

- Install the **GSuite** preview package from the **Official** feed.

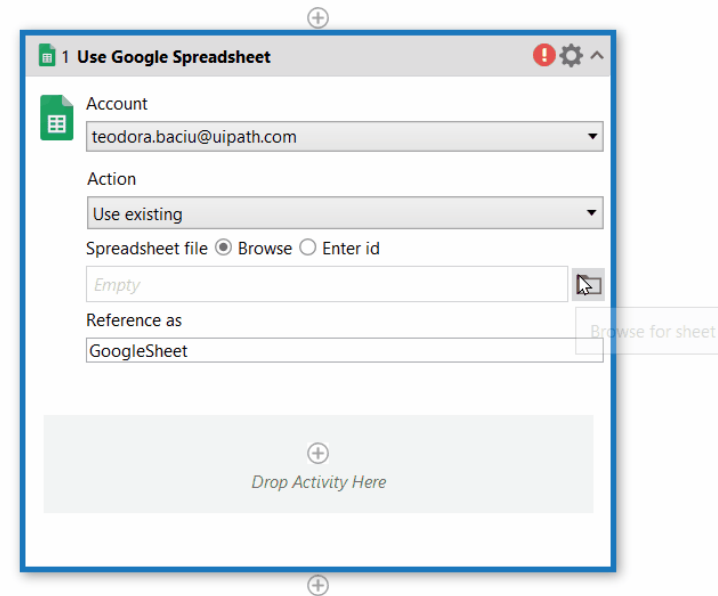


What's new | GSuite

- Use **IDs** for files (soon to be optimized)



- Browse and use **Google Spreadsheets**



What's new | DataTables

- Perform basic operations directly on Data Tables



Filter Data Table

Filters a DataTable by specifying condition...



For Each Row in Data Table

Executes an action once for each row in th...



Generate Data Table From Text

Generates a DataTable from unstructured...



Update Row Item

Assigns the specified value into the indica...



Read Row Item

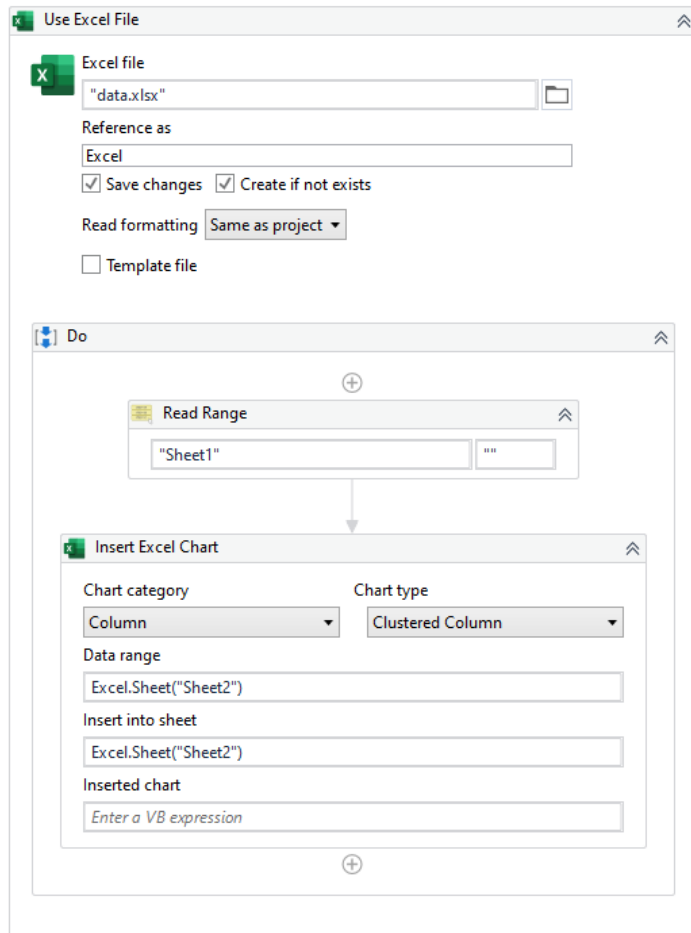
Gets a value from a DataRow variable ac...

The screenshot displays a workflow editor with the following components:

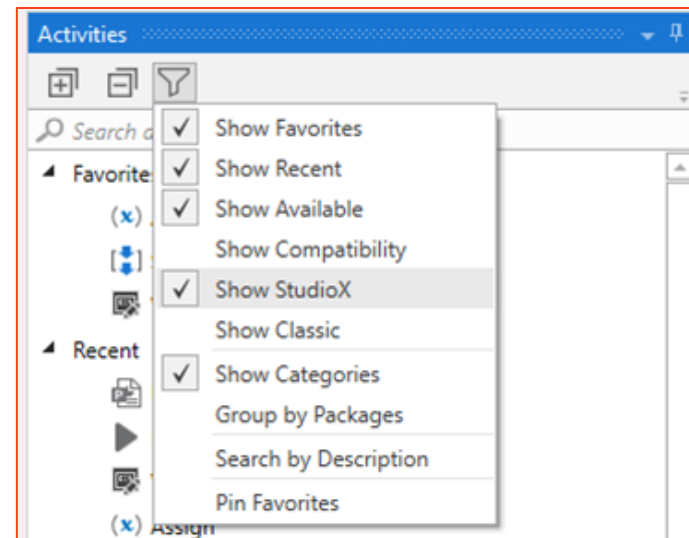
- 1 Use Application/Browser**: A step that initiates a browser session.
- Browser URL**: A text field containing the URL `https://www.rpasamples.com/suppliers`.
- 1.1 Extract Table Data**: A step that extracts data from the browser. It includes a sub-window showing a table with a green checkmark and the text "Secure V". Below this, the "Extract to" field is set to "SuppliersExtraction".
- 1.2 For Each Row in Data Table**: A loop step that iterates over the data. It has a "ForEach" field set to "CurrentRow" and an "In" field set to "SuppliersExtraction". Below these, there are radio buttons for "Column count" (selected) and "Header names", with a text field containing the value "9".
- 1.2.1 Read Row Item**: A sub-step within the loop that reads a specific row. It has a "Row" field set to "CurrentRow", a "Column" field set to "1" (with radio buttons for "Number" selected and "Name" unselected), and a "Value" field set to "ExternalName".

What's new | Mix & Match StudioX with Studio

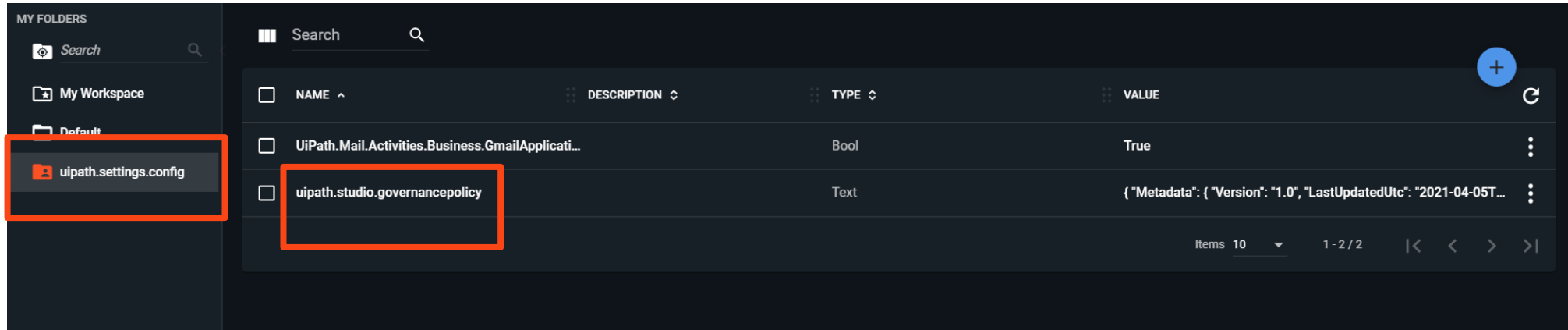
- You can mix and use the Studio Excel Activities in the “Use Excel File” Scope of StudioX.



* You can access the Excel [activities](#) used in StudioX (a discussed above) by turning on the “Show StudioX” filter in the “Activities” panel



Orchestrator Settings Governance



- Using a local file
 - Using an external file
 - Using an asset in Orchestrator (for On-Prem customers)
- * Automation Cloud customers should use Automation Ops.

<https://docs.uipath.com/studio/lang-en/v2021.4/docs/governance>

| Resources

- <https://forum.uipath.com/t/uipath-community-2021-4-stable-release/302093>
- https://www.youtube.com/watch?v=hBzqwfP7RHE&list=PLLZzoDIxZGaabMVIB7qIhL_SD3rnhzxfJ&index=10
- <https://docs.uipath.com/studio/docs/governance#design-settings>

Thank you!

teodora.baciu@uipath.com

Desktop Platform 2021.4

Product Enablement Session

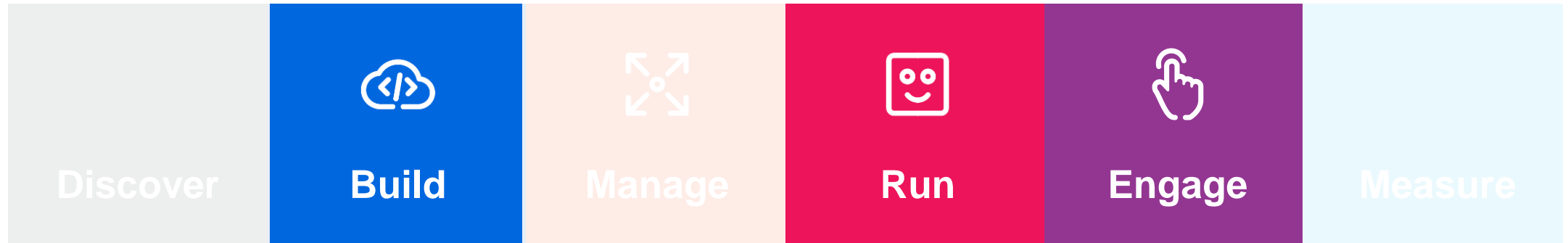


Disclaimer

The following information is meant only for internal presentations.

The UiPath Platform: Built for Hyperautomation

Introducing the UiPath 2021 FTS Release



Studio

StudioX

System Activities

UI Automation

Robot

Assistant

Agenda

01 Build

UI Automation, CV, Driver
Studio & System Activities
StudioX

02 Run & Engage

Robot & Assistant

03 Licensing model & Pricing

04 2021 Roadmap

05 Additional Resources

06 Q&A

What's new?

Framework migration to .NET5

2020.10

- **Studio & Robot services**
 - 32 bits
 - .NET Framework 4.6.1
- **Process execution**
 - 32 bits
 - .NET Framework 4.6.1
 - .XAMLs (not compiled)

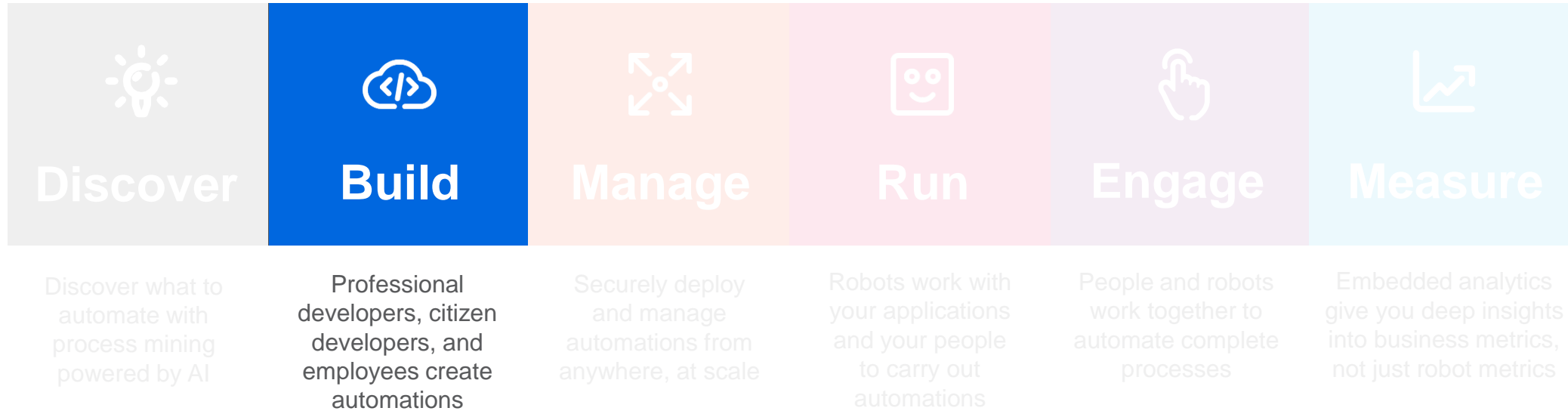
2021.4

- **Studio & Robot services**
 - 64 bits
 - 32 bits only through specific MSI
 - .NET5
- **Process execution**
 - 32 bits
 - .NET Framework 4.6.1
 - .XAMLs (not compiled)

2021.10

- **Studio & Robot services**
 - 64 bits
 - 32 bits only through specific MSI
 - .NET5
- **Process execution + Designer (Studio)**
 - Classic
 - 32 bits
 - .NET Framework 4.6.1
 - .XAMLs (not compiled)
 - New
 - 64 bits
 - .NET5
 - Compiled workflows

You're hyperautomation-ready with the **UiPath Platform**



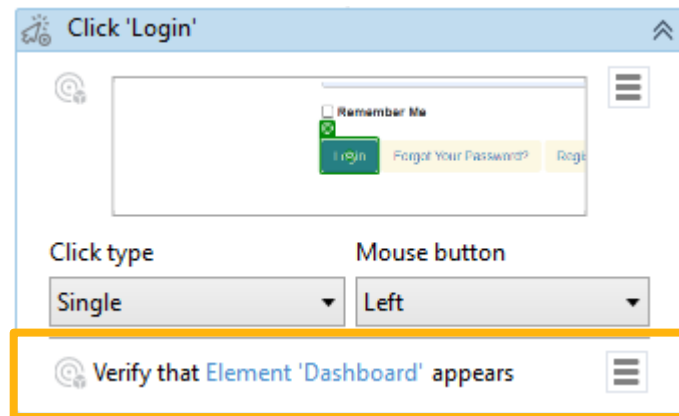
Driver & UI Automation

UiPath.UIAutomation.Activities 21.4

What's new for Modern Design experience

Verify execution

Check if the action was performed, by verifying the desired effect: an element appears or disappears, text is set to the control.



Resize window

The App Card has a new property to enable automatic resizing of the application window to either maximize or to the **design-time size and position**.

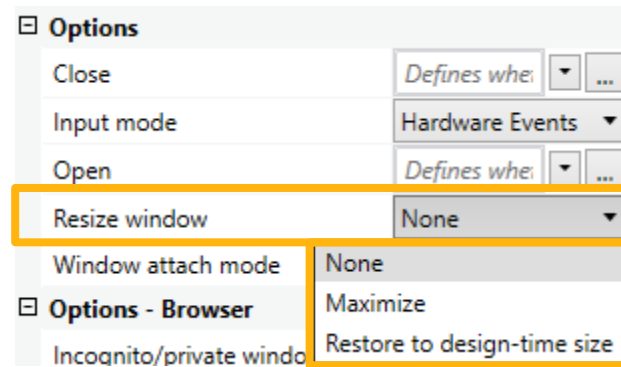
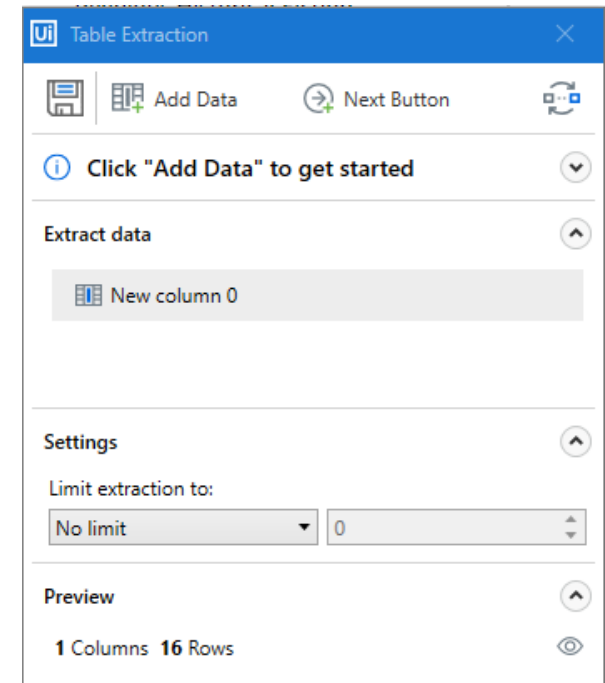


Table extraction

New data/web scraping experience available in the modern design:

- Element set is built with one click
- Refine the selection
- Column settings: Name, Type, Sort



What's new for Modern Design experience

Check text

Dedicated control for the check:text attribute of the fuzzy selector with support for variables and wildcards

Hover-only elements

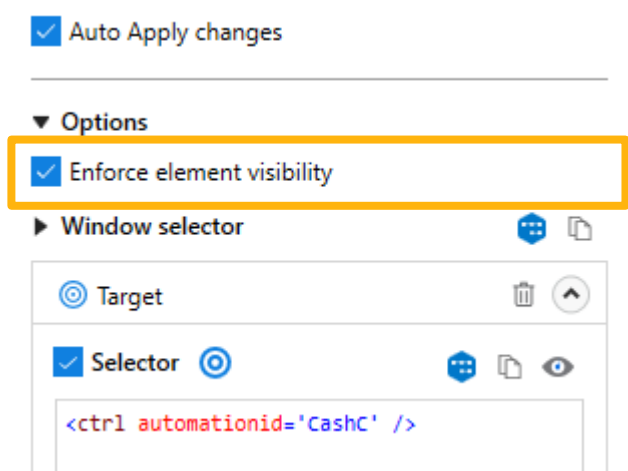
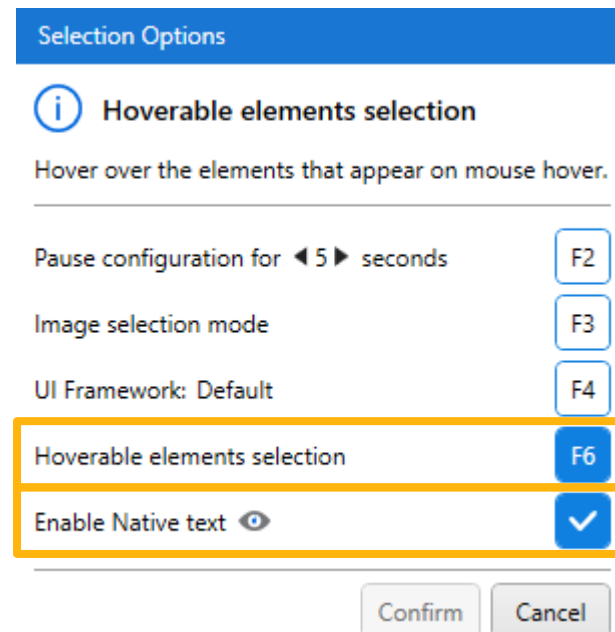
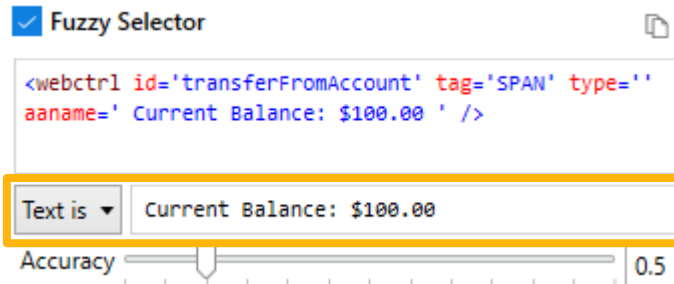
Now we can target elements visible only on hover, which disappear when they lose focus, from the selection screen.

Native text

A new targeting method is available – TextNative. Usually, native text support is required for legacy applications, for example, SAP GUI.

Enforce visibility

Filter out all the hidden elements so we are working with visible ones. It can be enabled from the Edit Target dialog.



What's new for Modern Design experience

Dynamic text target

Target an element regardless of its specific content, such as trying to click on the first element in a search list, without the need to fine-tune the targeting methods.

Record any app

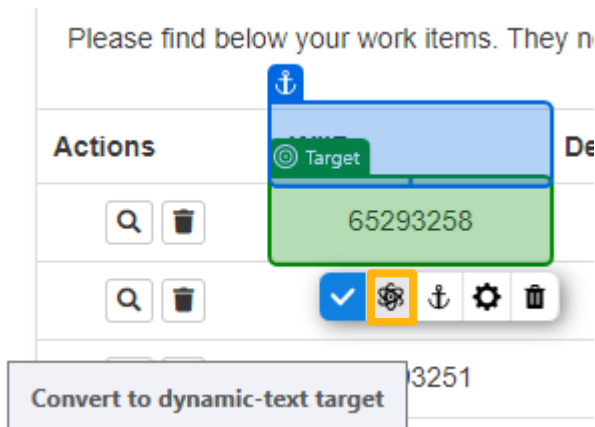
Now we can record multiple applications on the fly, without the need to click the “Change application” button, which was removed.







Image target on drag

Define image-only targets or anchors by dragging and selecting the area, instead of selecting an element. This works in the recorder and the Indicate on Screen wizards.

Check App State

This activity can now be used outside of an application card, enabling us to check if an application is opened or not.

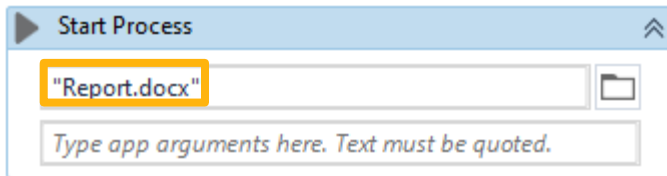


Actions	WIID
 	65293258
 	65293262
 	65293251

Other UIA improvements

Classic experience

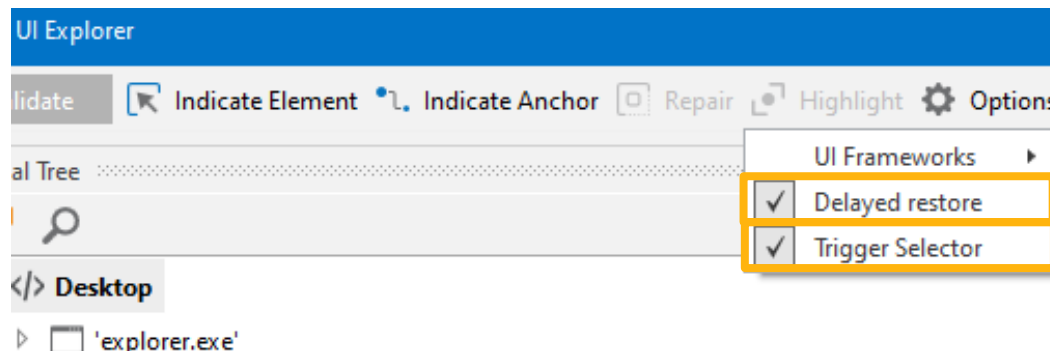
StartProcess activity now works with file paths, besides applications. The file is opened with the default application registered in Windows for the file extension.



UiExplorer

Delayed restore – use this option when indicating UI elements that auto-close when focus is lost, such as dropdowns or overlays. The restore of UiExplorer windows is delayed until after the selection data is loaded.

Trigger selector – ensures the uniqueness of an UI element within its parent while increasing its monitoring accuracy.



AI Computer Vision

CV Method – we can pick to use only OCR or Element Detection or both methods when working with CV activities.

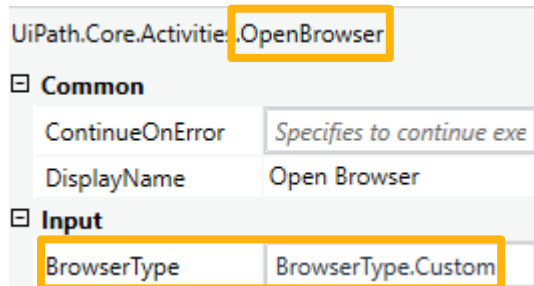


Change Detection – smarter algorithm to detect when a refresh is required. At design-time, if significant changes are detected, a Refresh Warning will be shown in the selection wizard.

What's new for Driver

Custom Browser support

Allow automation of applications running in the chromium framework. Special configuration is required, please check the documentation.



Shadow DOM support

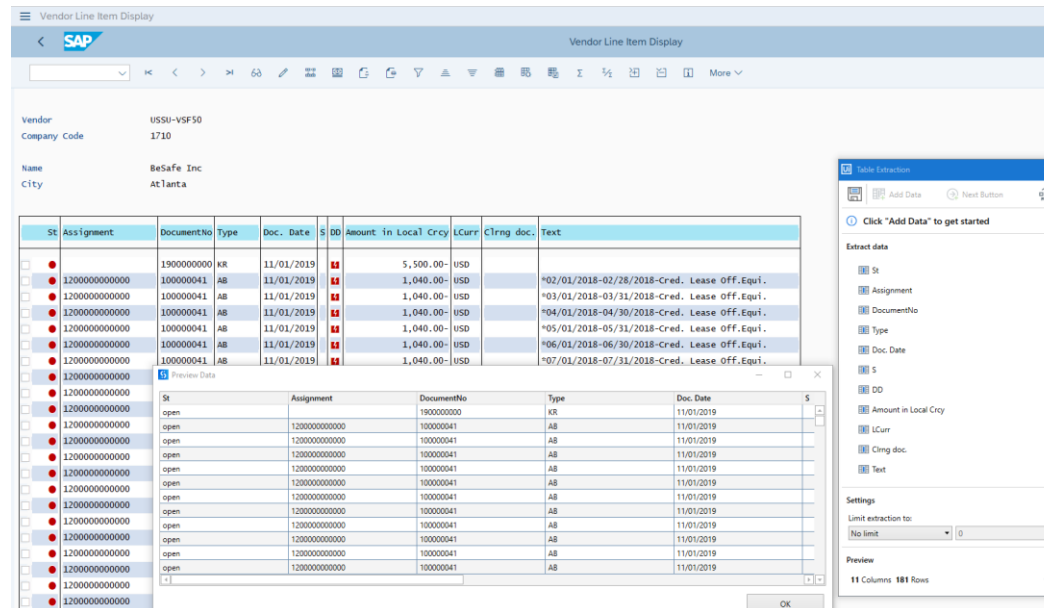
Shadow DOM is a web technology that allows a component to have its own "shadow" DOM tree. Now we can detect the elements inside the "shadow" DOM tree - under "#shadow-root" node.

SAP ALV List support

Now we can easily extract data from SAP Multiple Labeled tables, aka ALV Table, using the Table Extraction wizard. This gives us a competitive advantage as it's difficult to automate in another way.

Smooth mouse motion

Required for some applications which are not working correctly when the mouse pointer is teleported to the target position. Instead, the mouse pointer can be moved smoothly from the current position to target position.



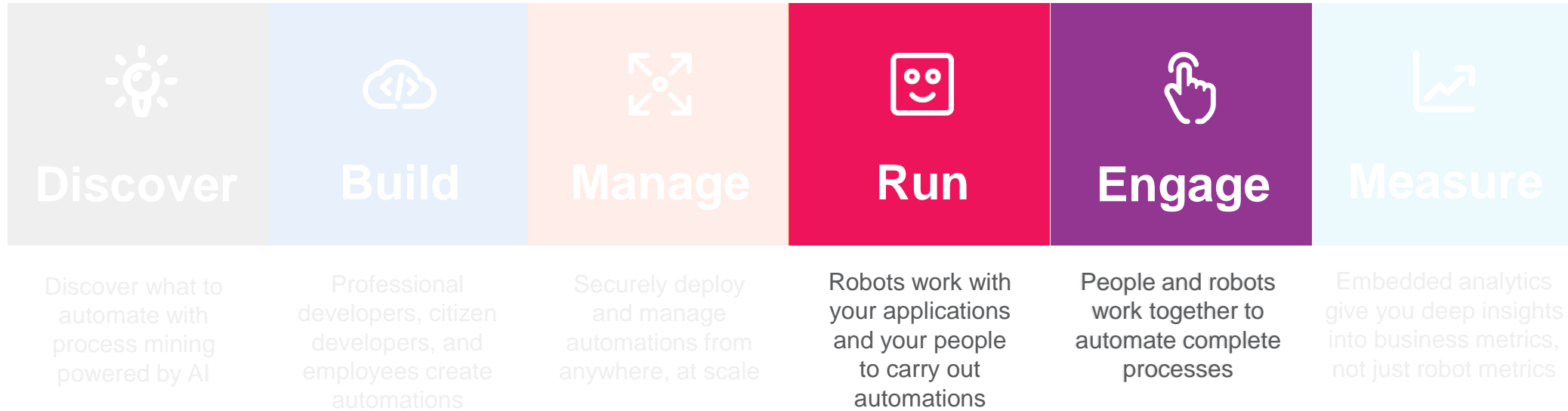
Studio

System

UiPath.System.Activities 21.4

StudioX

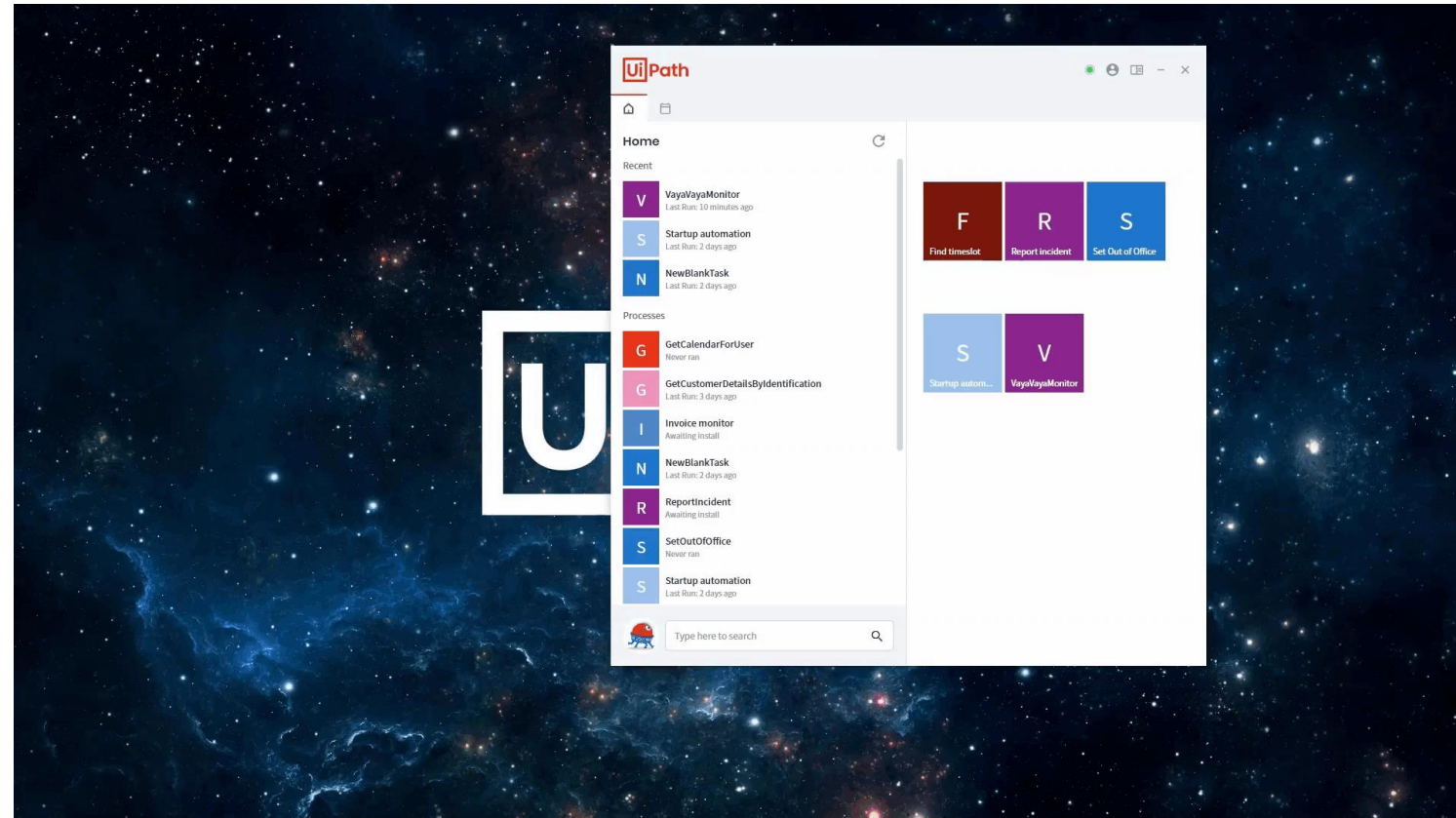
You're hyperautomation-ready with the **UiPath Platform**



What's new?

Robot & UiPath Assistant 2021.4 Hero Features

- Start Apps from Assistant
- Desktop shortcut for processes
- Define keyboard shortcut from process details
- Simply drag processes from the list to the left panel.
- [Proxy enhancements](#)
- [Custom Widgets](#)
- Govern Widgets




Competition

No UiPath competitors offer digital assistant capabilities that support both attended automations and low-code, robot-powered apps.

UiPath Assistant Widgets

Assistant and Apps integration enables desktop users to access their apps and attended automations side by side.



À-la Carte – User Roles (April Launch)

Personas	Automation Users		Citizen Developers	Automation Developers New!	Process Mining Developer	Analysts	Quality Testers
Product SKUs	Action Center User	Attended User	Citizen Developer	Automation Developer	Process Mining Developer	Process Mining Business User	Tester
	NU*: \$440 Cloud: \$440	NU*: \$1,200 Cloud: \$1,600	NU*: \$2,000 Cloud: \$2,600	NU*: \$3,400 Cloud: \$4,400	NU: \$5,500 Cloud: \$6,500	NU: \$900	NU: \$1,200
	Action Center	Attended Robot	StudioX	Studio/Studio Pro Test Manager User	Process Mining Dev	Process Mining User	Test Manager User
Bundled Capabilities				StudioX	Studio/Studio Pro StudioX Test Manager User New!		
		¹ Apps	¹ Apps	¹ Apps	¹ Apps		
		¹ Data Service	¹ Data Service	¹ Data Service	¹ Data Service		
		Attended Robot	Attended Robot	Attended Robot	Attended Robot		
	¹ Apps	Action Center	Action Center	Action Center	Action Center	Action Center	
	Task Capture	Task Capture	Task Capture	Task Capture	Task Capture	Task Capture	Task Capture

For employees that need to interface with an unattended robot without needing themselves an attended bot.

Users needing automations on their local machines.

Power business users, able to implement and run basic automations for themselves and their colleagues if allowed.

COE type of RPA Developers.

Expert Process Mining Developers that set up the connections between PG and the underlying systems, as well as create the structure of the dashboards.

For employees that administer processes and have access to Process Mining information.

Testers with access to the test management platform.

¹Apps and Data Service available only on Cloud

USER TYPES
 NU = Named User
 * = Multiuser available, 2x N.U. price

Commercial Licensing for Users / Roles Overview

2021.4 License proposal: Studio / Studio Pro licenses merge as **Automation Pro**

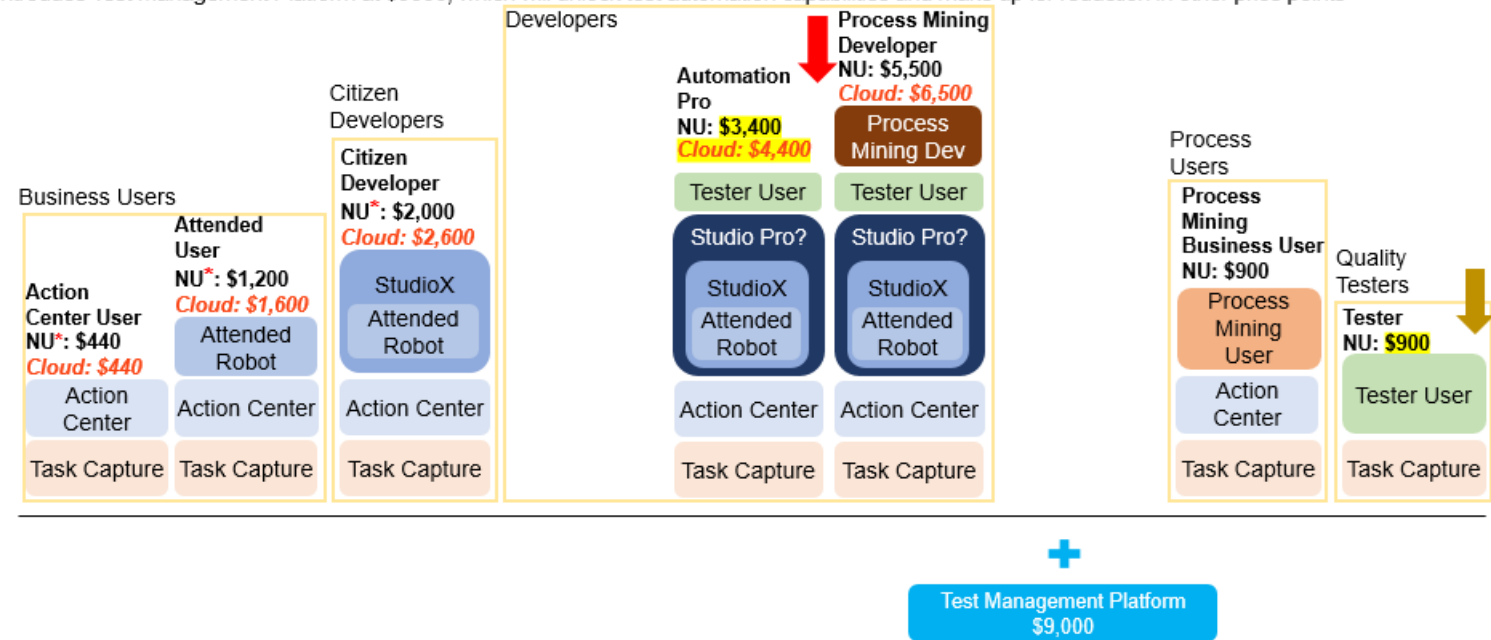


Proposed simplified architecture – Studi/Studio Pro merge

Rationalise the SKUs which offer StudioPro

- Retire RPA Developer Pro, RPA Developer, and Rename Test Developer Pro to Automation Pro and reduce it's price point to \$3,400
- No longer market the distinction between Studio and Studio Pro. Pick one product name and run with it – our omnipotent IDE.
- Reduce price point for Quality Tester to \$900

Introduce Test Management Platform at \$9000, which will unlock test automation capabilities and make up for reduction in other price points



Note: **this is not**, yet; more details will come closer to the GA date, from the licensing team

Roadmap for 2021

StudioX

- Google Slides
- Simple source control integration
- Simple debugging
- Governance improvements

Robot

- Workflow execution in .NET5
- Linux and Mac support
- Compiled workflows
- Auto-update Robots

Studio

- Auto resolve dependencies
- Variable Manager
- Remote Debugging
- Change / Edit during debugging
- Object Repository v2

UiPath Assistant

- Integration with Marketplace
- Integration with Automation Hub
- Process Icons

System & UIA

- System .NET5 porting
- Unified Target improvements
- Browser migration tool
- Selector Editor 2.0
- Auto scroll for CV
- Drag & Drop activity
- Desktop Triggers for emails

Q&A

StudioX / Studio / UIA / CV /
System / Robots / Assistant



**Thank you
Stay Safe and Stay
Healthy**

