



*new*Lab

flow your ideas to results

Your open cloud workflow platform for R&D,
powered by ServiceNow


Solution overview
June 2021



01

About us

Who we are

A wide banner image showing the silhouettes of a group of people standing on a hill or beach at sunset. The sky is a mix of orange, yellow, and blue. One person on the left is crouching with a camera on a tripod. Another person stands next to a flagpole with a flag. The rest of the group is standing and looking towards the horizon.

French tech startup,
with offices in Paris
and Boston

Dedicated to the creation
of a cloud platform
for R&D

ServiceNow
Technology
Partner

Agile, innovative,
people-centric and
customer-driven

**A multidisciplinary team,
combining software experts and R&D insiders,
with an enterprise service management background**

Our story

2014

Creation of Keralia in Paris

The company specializes in Enterprise Service Management consulting and implementation services

2016

ServiceNow partnership for implementation services

Launch of our innovation program funded by Bpifrance as part of their French Tech initiative

2017

Creation of Keralia Tech, Keralia's unit dedicated to the development of applications on the ServiceNow platform

Keralia Tech becomes a ServiceNow Technology Partner (ISV)

2018

First MVP (called Lab Management Portal at the time) selected for the final of ServiceNow's CreatorCon Challenge in Las Vegas (among 300+ applications)

2020

Official launch of newLab®, our cloud platform for R&D

First 2 pilot customers in France and Canada

newLab certified by ServiceNow as a 'Built on Now' application on ServiceNow Store

Opening of Boston's office

2021

Spin-off of our Keralia Consulting unit

Keralia becomes a pure player on the software market, with the ambition of making newLab® a foundational cloud platform for R&D digital transformation





02

Solution overview

Your open cloud workflow platform to transform work in R&D

newLab

flow your ideas to results



Intuitive digital workplace to stay connected with your projects, experiments, resources and data, anytime, anywhere



User-friendly workflow engine to create custom workflows, so that you can automate your work and focus only on science



All your data consolidated on one single platform, easily findable and accessible, ready for AI



Modern and open cloud architecture to connect your workflows to lab instrumentation and applications

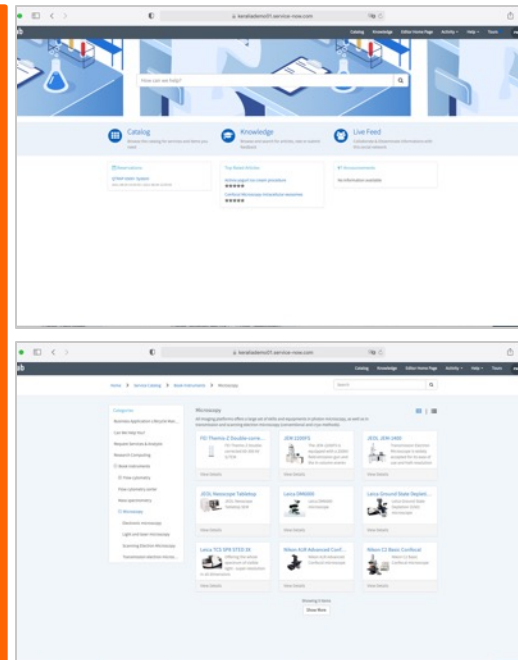
newLab® Store

Run your central labs, core facilities and shared infrastructures as a service



Main features

- Service Portal
- Catalog Management
- Reservation Management
- Request Management
- Instrument Management
- Inventory Management
- Usage & Billing Management
- User Management
- Knowledge Management
- Dashboards
- Workflow Automation



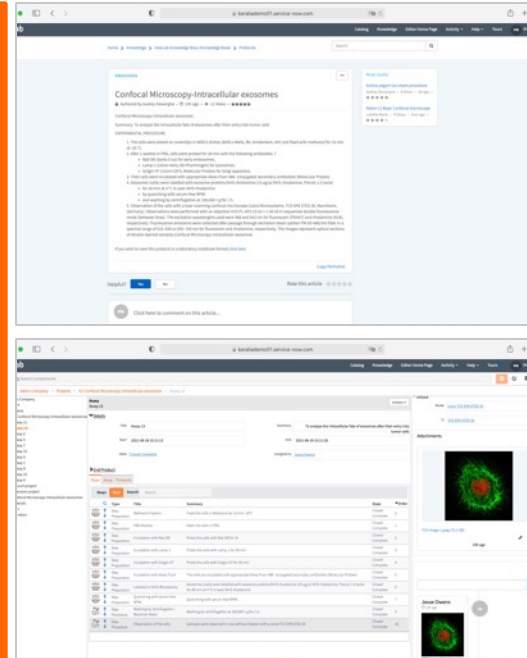
newLab® Notebook

Capitalize on centralized knowledge, collaborative work and digitized workflows



Main features

Editor
Experiment Design
Experiment Scheduling
Sample Management
Inventory Management
Instrument Management
User Management
Knowledge Management
Dashboards
Workflow Automation



Centralize and automate the management of lab resources

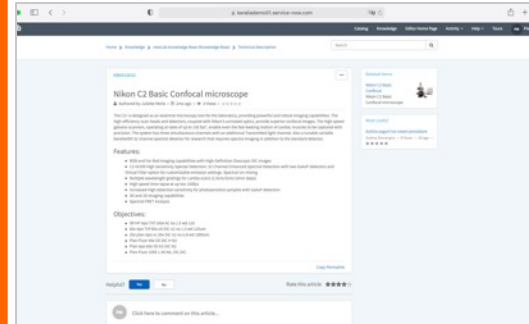


The screenshot displays a Tableau dashboard with two charts and a table.

Left Chart: A bar chart showing 'Pageviews' for two categories: 'Page 1000' and 'Page 1001'. 'Page 1000' has a higher value than 'Page 1001'.

Right Chart: A horizontal bar chart titled 'Experiment By Product'. The y-axis lists products: 'Product 1', 'Product 2', 'Product 3', 'Product 4', 'Product 5', 'Product 6', 'Product 7', 'Product 8', 'Product 9', and 'Product 10'. The x-axis represents 'Pageviews' from 0 to 25. 'Product 1' has the highest pageviews (approx. 25), followed by 'Product 2' (approx. 18), 'Product 3' (approx. 15), and 'Product 4' (approx. 10). Products 5 through 10 have significantly lower pageviews (approx. 5 or less).

Table: A table with the following columns: 'Item description', 'Actual cost', 'Actual gain', 'Quantity', and 'Price'. The table is currently empty.





03

Examples of workflows

Next-generation sequencing workflow



Find the right protocol

Design
experiment

Schedule
experiment

Run
experiment

Update
inventory

Store and share
results



Search
knowledge base



Automatically open
protocol in notebook and
design experimental
workflow



Automatically book
resources based on
defined schedule
(sequencer, reagents)



Prepare library,
sequence,
automatically collect
data from sequencer,
capture results and
context

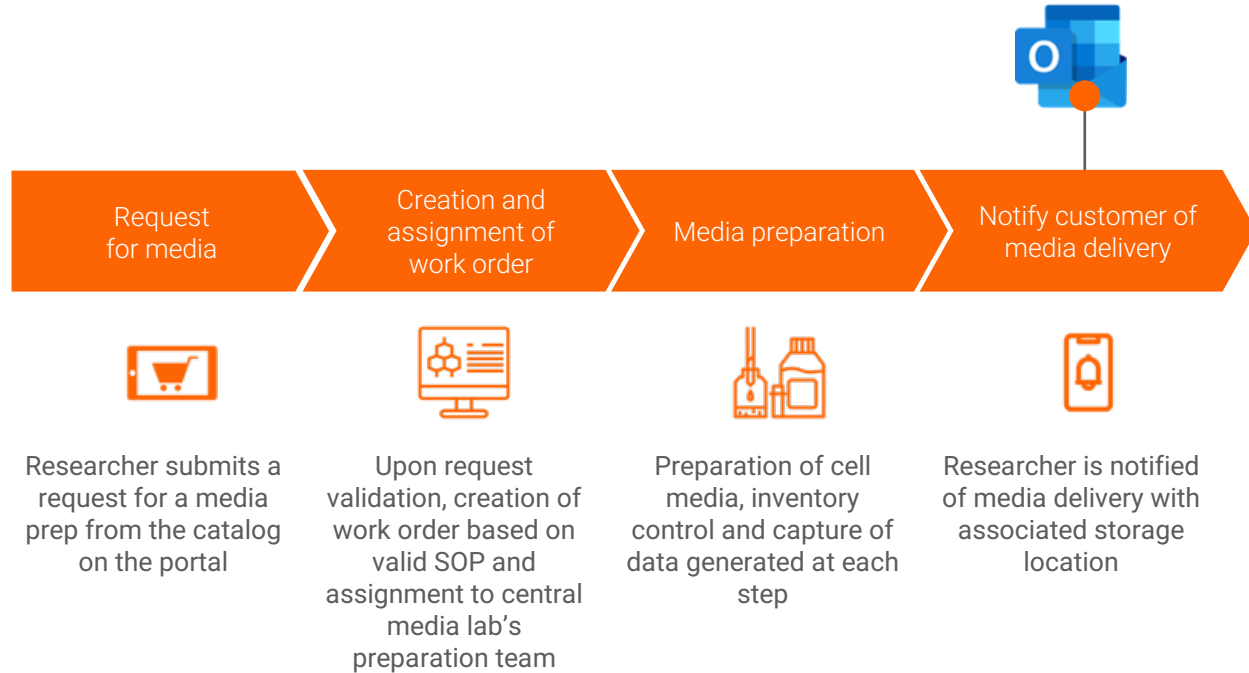


Automatically update
inventory (reagents,
consumables)



Store results for
sharing and reuse

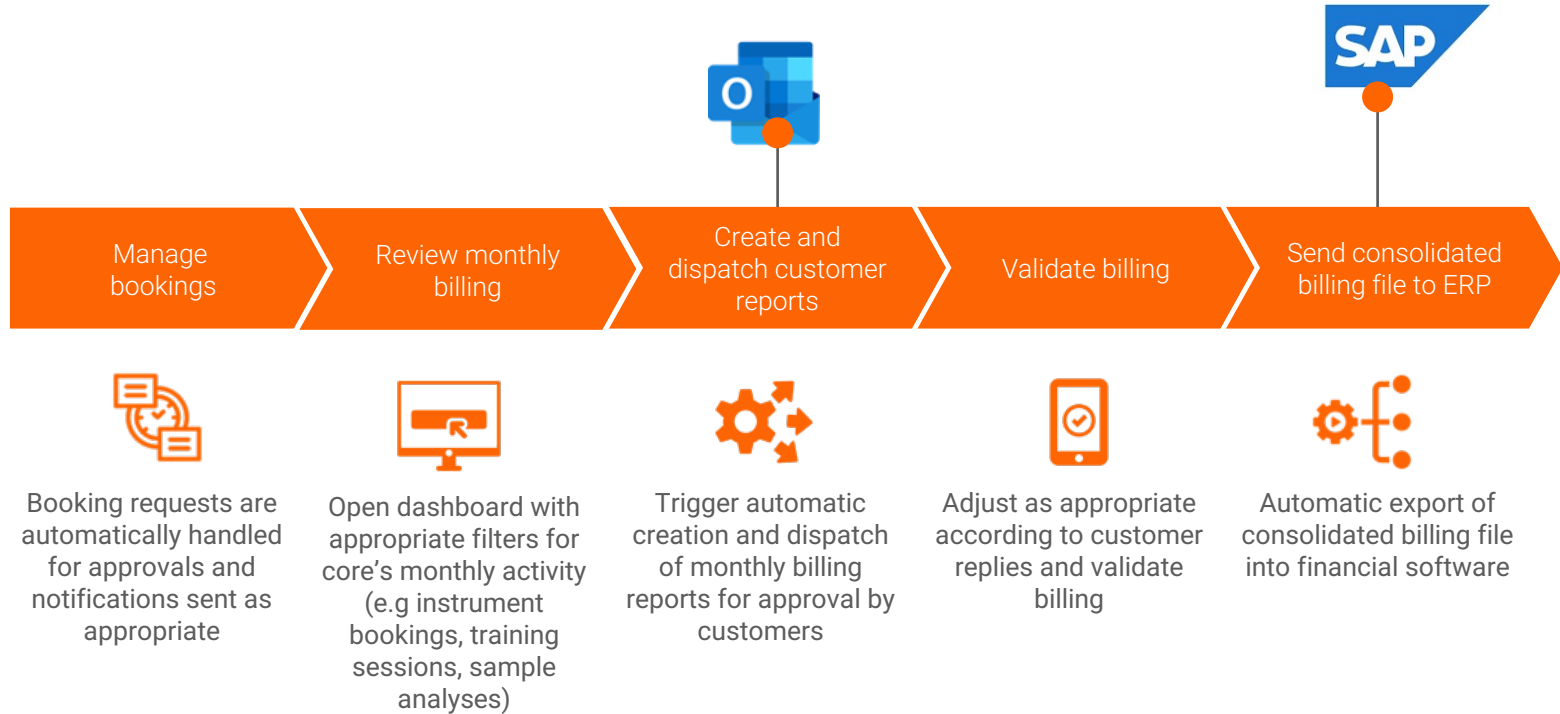
Cell media preparation workflow



New product testing workflow



Core facility billing workflow

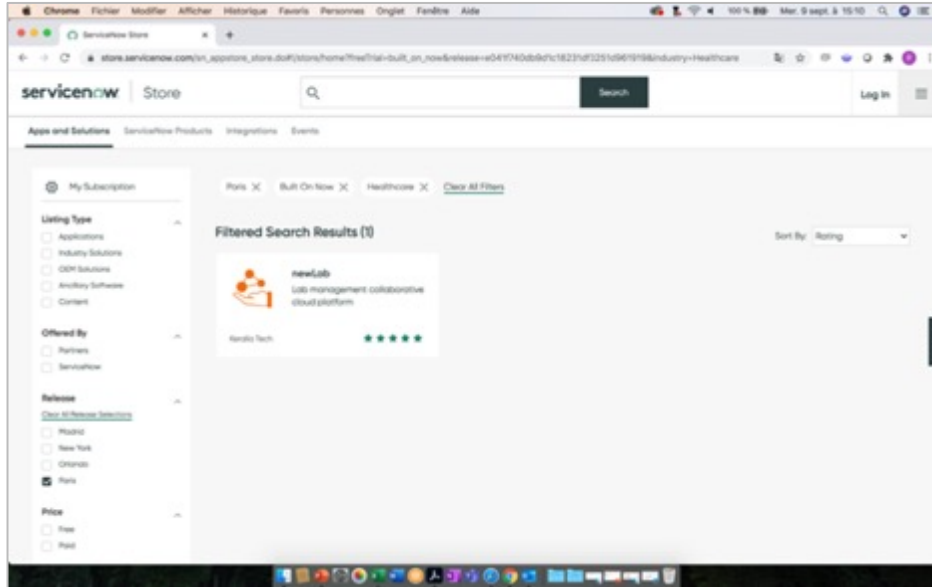




04

ServiceNow partnership

ServiceNow Technology Partnership



Scoped application, certified Built on Now

Available on ServiceNow Store


Best of both worlds

- ServiceNow's proven technology and world-class cloud infrastructure
- Kerala's agile startup culture and R&D focus

Behind every great experience is a great workflow

The Now Platform is the “platform of platforms” for digital transformation

Connect people, functions and systems to drive innovation, increase business agility and unlock productivity





05

Why newLab?



*new*Lab

flow your ideas to results

Customer benefits

- ▶ Accelerate innovation cycles
- ▶ Build a foundation for digital, data-driven, AI-ready R&D
- ▶ Connect R&D teams to their work and resources, anytime, anywhere, through one single cloud-based platform
- ▶ Improve auditability, traceability and reproducibility of experiments and assays
- ▶ Optimize inventory and technology resources
- ▶ Create great user experiences for R&D staff

Thank you!

Contact Us

Paris

174, avenue Charles de Gaulle
92200 Neuilly sur Seine

Boston

Cambridge Innovation Center (CIC)
1 Broadway
Cambridge, MA02142

✉ pierre.merea@keralia.com

🌐 <https://keralia.com>

