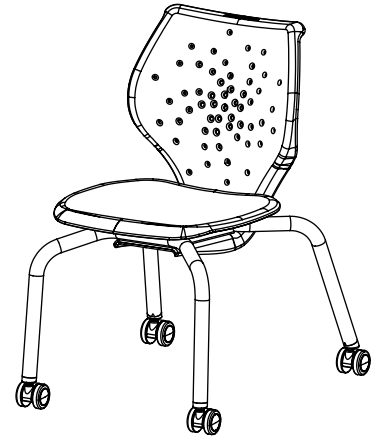


NXT MOV® Four Leg Caster

NXT MOV seating is available in four leg, four leg caster, cantilever, swivel task and swivel stool models. Four leg caster models are available in 16" and 18" seat heights.

Poly Shell

Shell is two pieces (independent back and seat) made of structurally engineered, injection-molded polypropylene. Back features ribs for added support. Back features ribs for added support. Shell construction yields an extremely durable yet flexible shell with a clean and pleasing aesthetic. Patented shell geometry and design yields an extremely comfortable and ergonomic seat surface. A 3.68" W x 1.06" H carrying handle shall be centered for best weight distribution and ease of use.



Frame

Four leg frame is constructed of 1.125" 16-gauge tubular steel front and rear legs are fully welded to one 10-gauge U-channel support brackets for superior strength and durability. Seat support bracket is riveted on with 6 tubular rivets and retained with a single 1/2" alloy steel kingpin allowing the unique and patented motion. Kingpin bolt is torqued to 30 foot pounds and secured with thread locking patch. Back is attached to the frame with three 3/8" alloy steel washer head bolts and distorted thread lock nuts. Frame is available in nickel chrome or powder coat finish; completed after welding for improved aesthetics. Bottom of the back has unique and patented curve to allow stacking of the chair without the need for stacking bumpers. Poly shell chairs are rated for use up to 300 lbs.

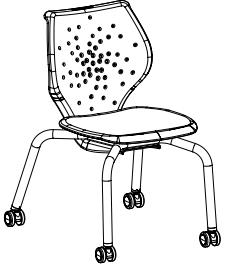
Casters

50mm locking dual-wheel hard casters are two-tone titanium.

Compliance

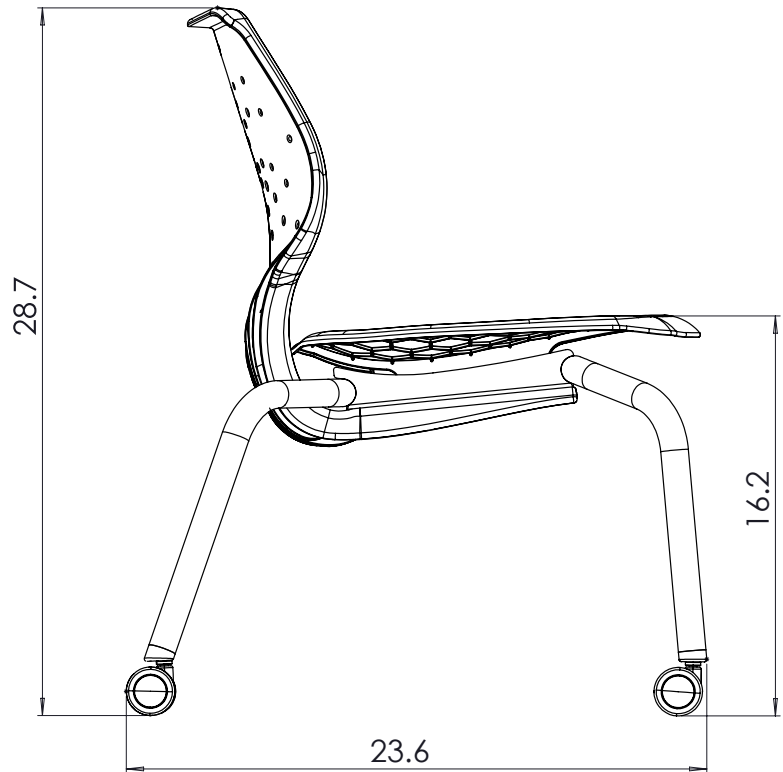
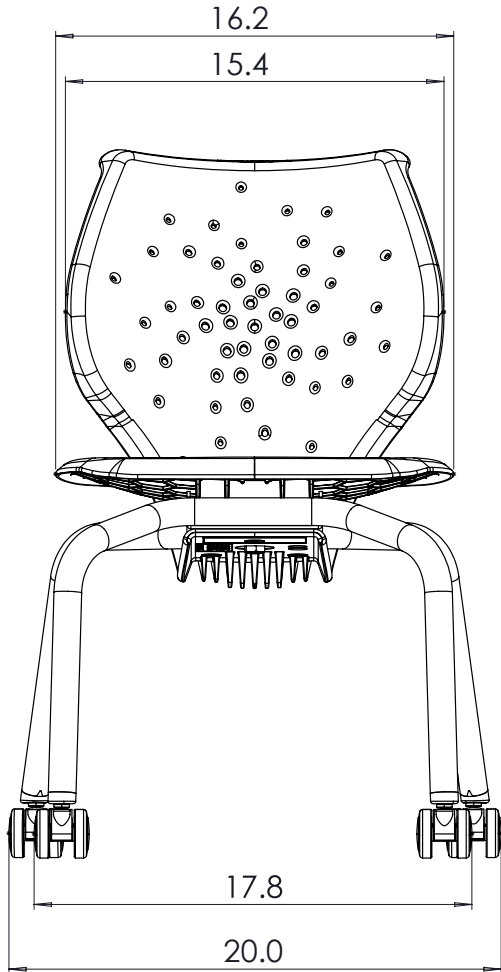
- > Indoor Advantage™ Gold. Indoor air quality certified to SCS-EC10.3-2014z
- > Rated for use up to 300 lbs.
- > Tested to applicable ANSI/BIFMA Furniture Standards





NXT MOV[®] Seating

Four Leg Caster Chair



| MODEL | SEAT HEIGHT" | SEAT WIDTH" | SEAT DEPTH" | CHAIR HEIGHT" | FRONT FRAME WIDTH" | REAR FRAME WIDTH" | FRAME DEPTH" |
|--------|--------------|-------------|-------------|---------------|--------------------|-------------------|--------------|
| MS4C16 | 16.2" | 16.2" | 16.5" | 28.7" | 17.8" | 20.0" | 24.2" |
| MS4C18 | 18.2" | 16.2" | 16.5" | 30.7" | 17.9" | 20.5" | 24.4" |

artcobell