

Alphabet Four Leg Chair

Alphabet Seating is available in four leg, four leg caster, cantilever, task and stool models. Four leg models are available in 12", 14", 16", 18" seat heights. 18" model is also available with a steel mesh book rack.

Poly Shell

Shell is one-piece structurally engineered injection-molded shell of polypropylene. Dual triangular internal support channels eliminate the need for any external surface support ribs or exposed tubing. Shell construction yields an extremely durable yet flexible shell with a clean and pleasing aesthetic. Patented shell geometry and design yields an extremely comfortable and ergonomic seat surface. 3.68" W x 1.06" H carrying handle shall be centered for best weight distribution and ease of use.

Frame

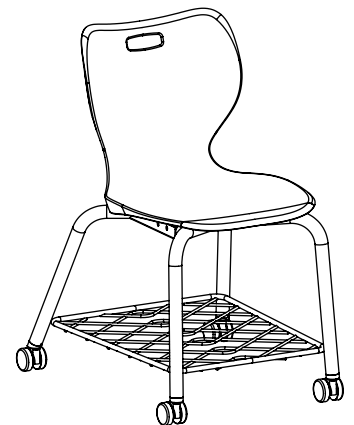
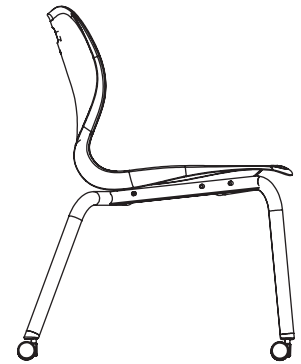
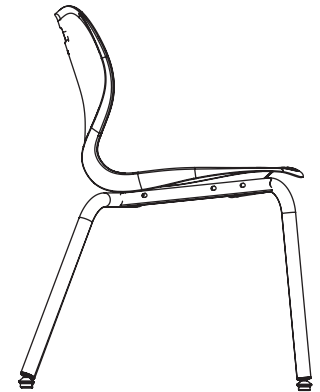
4-leg frame is constructed of 11/8" 16-gauge tubular steel front and rear legs are fully welded to two 14-gauge U-channel support brackets for superior strength and durability. The frame support brackets attach to the poly seat shell using six (6) T-30 special wave-lock threaded screws for superior load bearing capacity, higher shear strength and better frame to shell retention. Poly shell chairs are rated for use up to 300lbs. Multiply shells are attached using six (6) #12 x 3/4" Phillips pan head screws. Book rack is constructed of a 1/2" main wire with diagonal #4 wire mesh. Frame is available in nickel chrome or powder coat finish; completed after welding for improved aesthetics.

Glides

Standard with nylon swivel glides. Glides are secured to the leg tube with an internal star clip and swivel 32-degrees. Glide options are steel, non-skid, felt (with a replaceable cap) and boot glides to accommodate a variety of flooring types. Non-skid glide is a soft rubbery base material made of elastomer/ rubber/TPR. Boot glides are made of a non-skid rubber base. Steel glide is the best selection for carpeted floors. Nylon is a good general purpose glide. Recommend felt glides be inspected annually to ensure debris does not build up. 50mm locking dual-wheel hard casters are black finish. May also be specified with dual-wheel hard casters in grey finish.

Compliance

- > Rated for use up to 300lbs
- > Indoor Advantage™ Gold. Indoor air quality certified to SCS-EC10.3-2014
- > Tested to applicable ANSI/BIFMA Furniture Standards

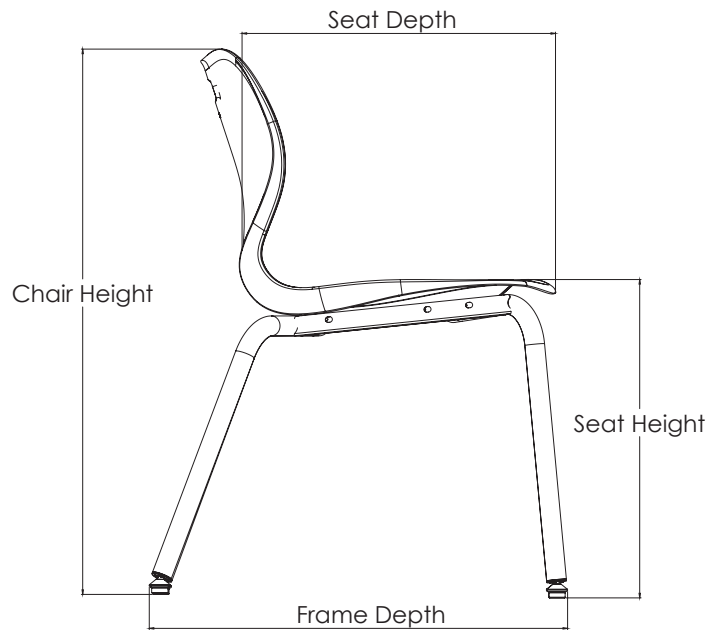
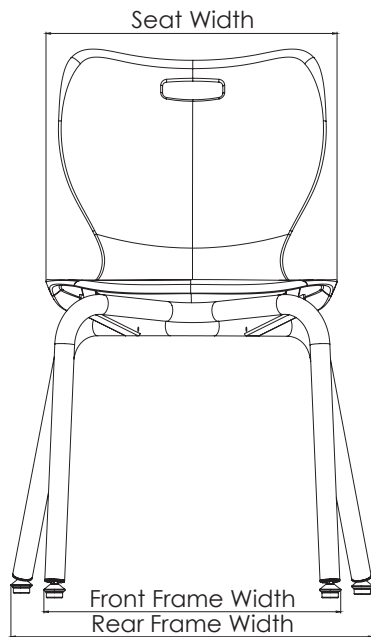


artcobell



Alphabet Seating

Four Leg Chair



MODEL	SEAT HEIGHT"	SEAT WIDTH"	SEAT DEPTH"	CHAIR HEIGHT"	FRONT FRAME WIDTH"	REAR FRAME WIDTH"	FRAME DEPTH"
AS4L12	12.0"	14.4"	15.5"	23.4"	14.6"	16.6"	19.3"
AS4L14	14.0"	14.4"	15.5"	25.4"	14.9"	17.6"	20.2"
AS4L16	16.0"	16.5"	17.4"	29.1"	16.7"	19.8"	22.9"
AS4L18	18.0"	16.5"	17.4"	31.0"	16.9"	20.9"	23.9"
AS4LB18	18.0"	16.5"	17.4"	31.0"	16.9"	20.9"	23.9"
AS4C14	14.0"	16.5"	17.4"	25.4"	15.5"	18.0"	20.2"
AS4C16	16.0"	16.5"	17.4"	29.1"	17.5"	20.2"	22.9"
AS4C18	18.0"	16.5"	17.4"	31.0"	17.53"	21.2"	23.9"