

# BOOKCASE CURVED BENCH

Curved Bench Soft Seat is a 45 degree curved upholstered foam seat. Cover may be specified vinyl and is not removable. Accommodates up to 300 lb. weight capacity.

## Core Construction

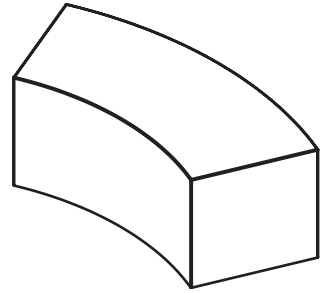
- > Curved shape in ILD 95, high density foam
- > 3/4" particle board (MDF) wood base
- > Steel 3/8-16 thread inserts used for five heavy duty, adjustable, glides, 3/8-16" thread x 3" length x 2-1/8" base diameter

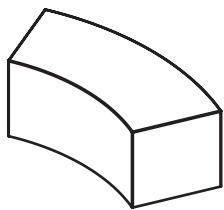
## Cover

Cover may be specified in environmentally friendly wipe clean coated vinyl

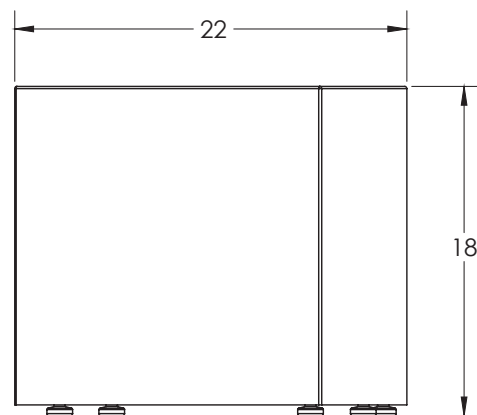
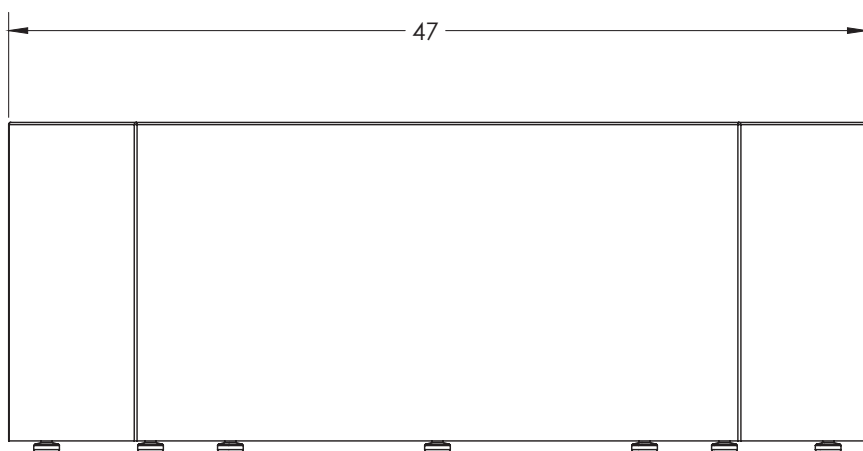
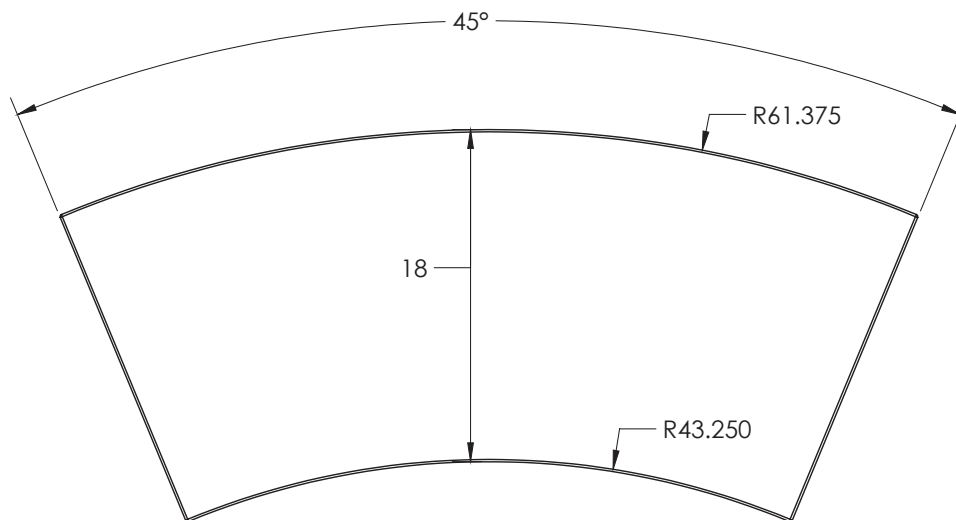
## Compliance

- > Meets or exceeds applicable BIFMA standards
- > Certified Indoor Advantage™ Gold. Indoor air quality certified to SCS-EC10.3-2014 V3.0. Registration #SCS-IAQ-03677





# Soft Seating Bookcase Curved Bench



MODEL	OVERALL WIDTH "	OVERALL DEPTH "	HEIGHT "	INSIDE WIDTH "	BENCH DEPTH "
SS-BC14	47"	22"	14"	33"	18"
SS-BC18	47"	22"	18"	33"	18"

artcobell