

**11**  
**COMPANIES**

**FROM THE TELECOM INDUSTRY**



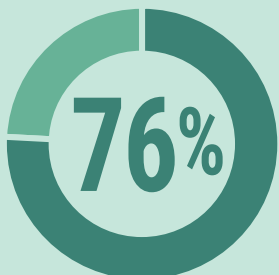
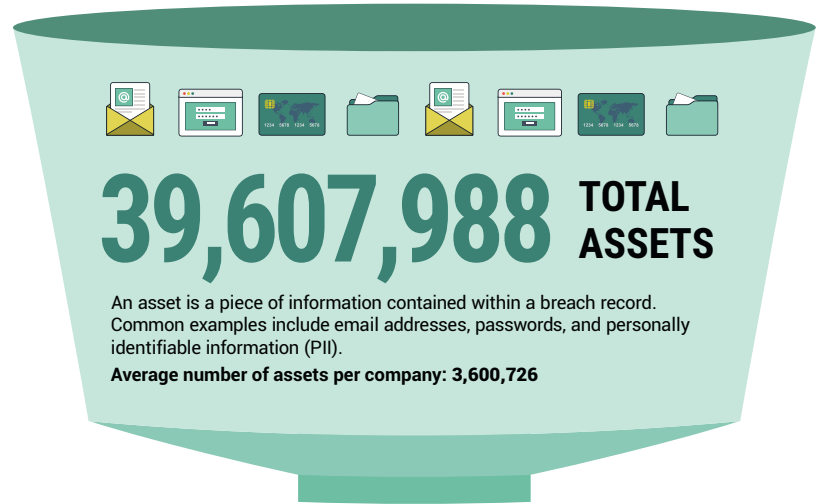
**6,507** **TOTAL BREACH SOURCES**

The number of breaches within the SpyCloud database that include records tied to Fortune 1000 corporate email addresses in this sector.



**11,294,240** **TOTAL BREACH RECORDS**

A breach record is the set of data tied to a single user within a given breach. One employee whose information appears in three different breaches would result in three distinct breach records. Each record may contain a different set of assets. **Average number of breach records per company in this sector: 1,026,749**



**PASSWORD REUSE INDEX**

A metric that measures how many of a company's employees have more than one credential exposure and have reused a password or a close variation across several sites.



**11,755,682**

**TOTAL PII ASSETS**

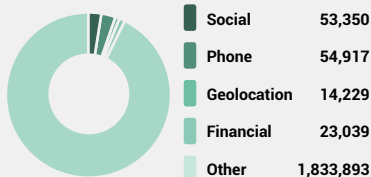
Personally identifiable information (PII) may include data such as addresses, social security info, credit ratings, and more.

**Average PII Assets per Company: 1,068,698**



**21,773,699** **TOTAL OTHER ASSETS**

Average Other Assets Per Company



**6,078,607**

**TOTAL CORPORATE EXPOSED CREDENTIALS**

Corporate credentials include pairings of corporate email addresses and plaintext (cracked) passwords that are fully exploitable and ready for criminals to use.



**552,601** **Average Number of Exposed Passwords per Company**

**2,399** **Potentially Exposed C-Level Executives**



**2,328** **Potentially Infected Employees**