

ASI

Title: Fire Test Results

Product: 1" Sound Silencer

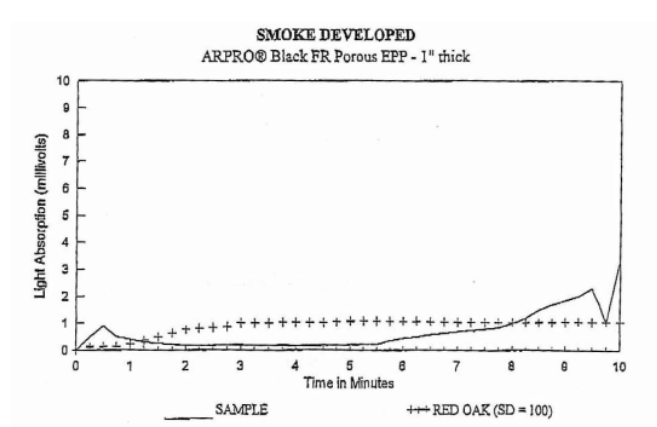
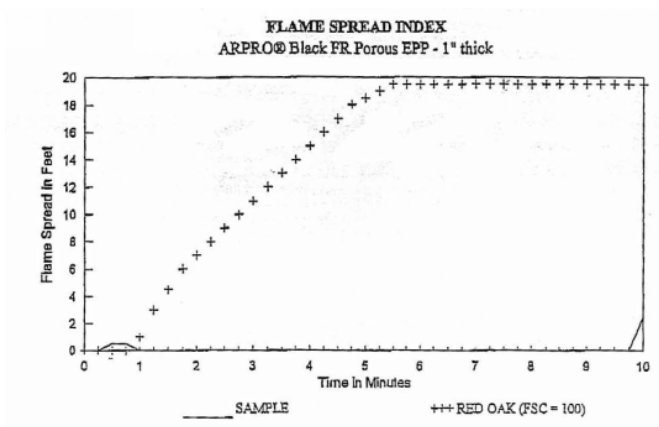
Application: Wall or Ceiling

Testing Standard: ASTM E84

Test Date: 08/18/1999

Why this test: This test evaluates products surface burning characteristics. Products are rated on the distance a flame travels across the product as well as the amount of smoke that is created during the exposure to fire.

Test Result Summary: Class A, Flame Spread: 5; Smoke Developed: 113



Test ID: 99-J52-99-55-438(B)

ASI TEST RESULT DISCLAIMER

ASI makes every effort to ensure the accuracy and reliability of the information provided. Laboratory testing is conducted by independent testing organizations. ASI does not guarantee that field tests or independent tests will not vary.

© 2018 ASI



STOP NOISE

ACOUSTICAL

Sound Solutions for Over 35 Years

SURFACES INC.

Soundproofing | Acoustics | Noise & Vibration Control

Bodycote MATERIALS TESTING ORTECH LABORATORY

BODYCOTE ORTECH INC. • 2395. SPEAKMAN DRIVE, MISSISSAUGA, ONTARIO, CANADA L5K 1B3 • TEL: (905) 822-4111 • FAX: (905) 823-1446

ASTM E 84 Surface Burning Characteristics of ARPRO® Black FR Porous EPP - 1" thick

Submitted by: Fire & Flammability

Report No. 99-J52-99-55-438(B)
3 Pages

Date: August 18, 1999

ACCREDITATION Standards Council of Canada, Registration #1.

REGISTRATION ISO 9002-1994, registered by QMI, Registration #001109.

SPECIFICATIONS OF ORDER

Determine the Flame Spread and Smoke Developed Indices based upon a single test conducted in conformance with ASTM E 84, as per your letter of July 19, 1999 and our quotation accepted July 30, 1999.

SAMPLE IDENTIFICATION

ARPRO® Black FR Porous Expanded Polypropylene (EPP) bead foam plank, 1" thick.

(Bodycote Ortech Inc. sample identification number 99-J52-S0438-2)

TEST PROCEDURE

The method, designated as ASTM E 84-98, "Standard Method of Test for Surface Burning Characteristics of Building Materials", is designed to determine the relative surface burning characteristics of materials under specific test conditions. Results are expressed in terms of flame spread index (FSI) and smoke developed (SD).

Although the procedure is applicable to materials, products and assemblies used in building construction for development of comparative surface spread of flame data, the test results may not reflect the relative surface burning characteristics of tested materials under all building fire conditions.

SAMPLE PREPARATION

The sample, which consisted of six sections 4 feet long and 21 inches wide, was conditioned to constant weight at a temperature of 73°F and a relative humidity of 50% prior to testing.

SUMMARY OF TEST PROCEDURE

The tunnel is preheated to 150°F, as measured by the floor-embedded thermocouple located 23.25 ft. downstream of the burner ports, and allowed to cool to 105°F, as measured by the floor-embedded thermocouple located 13 ft. from the burners. At this time the tunnel lid is raised and the test sample is placed along the ledges of the tunnel so as to form a continuous ceiling 24 ft. long, 12 inches above the floor. The lid is then lowered into place.

SUMMARY OF TEST PROCEDURE (continued)

Upon ignition of the gas burners, the flame spread distance is observed and recorded every 15 seconds. Flame spread distance versus time is plotted ignoring any flame front recessions. If the area under the curve (A) is less than or equal to 97.5 min-ft, FSI = 0.515·A; if greater, FSI = 4900/(195-A). Smoke developed is determined by comparing the area under the obscuration curve for the test sample to that of inorganic reinforced cement board and red oak, arbitrarily established as 0 and 100, respectively.

TEST RESULTS

<u>SAMPLE</u>	<u>FSI</u>	<u>SD</u>
ARPRO® Black FR Porous EPP - 1" thick	3	84

Observations of Burning Characteristics

- The sample began to melt immediately upon exposure to the test flame. Some of the molten material in the area of direct test flame impingement ignited for a brief period prior to dripping/falling to the floor of the test chamber. The flaming drips extinguished upon hitting the floor.
- The flame front propagated to a distance of 0.5 feet during the first 30 seconds of the test and then receded to the baseline. At approximately 9.5 minutes, the smouldering molten material located on the floor of the test chamber directly in front of the test burners ignited, causing a second flame advance to a distance of 2.5 feet at the end of the 10 minute test period.
- Maximum amounts of smoke developed were recorded during the latter minutes of the test. Smoke production emanated from the smouldering molten material located directly in front of the test burners (see accompanying charts).

Authorities having jurisdiction usually refer to these categories:

	<u>Flame-Spread Index</u>	<u>Smoke Development</u>
Class 1 or A	0 - 25	450 Maximum
Class 2 or B	25 - 75	450 Maximum
Class 3 or C	75 - 200	450 Maximum

Richard J. Lederle
Fire & Flammability.

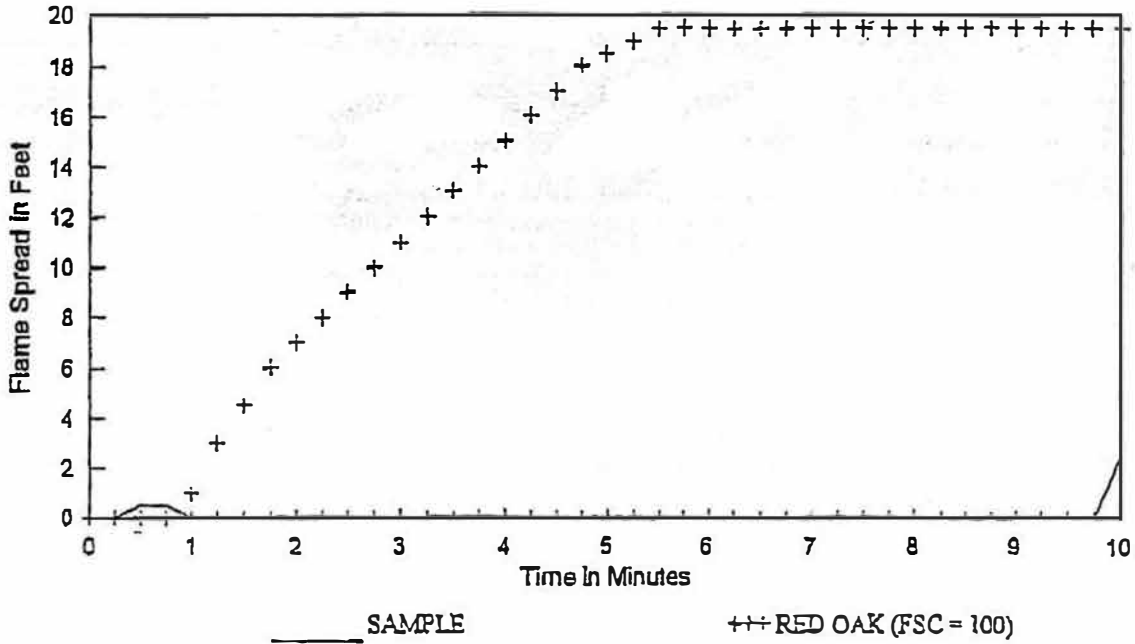
724 477 5101 P.08

E.W. Simmons
Fire & Flammability.

MAR-14-2003 16:46

JSP INT

FLAME SPREAD INDEX
ARPRO® Black FR Porous EPP - 1" thick



SMOKE DEVELOPED
ARPRO® Black FR Porous EPP - 1" thick

