

# FLOWCHARTER

iGrafX FlowCharter is ideal for:

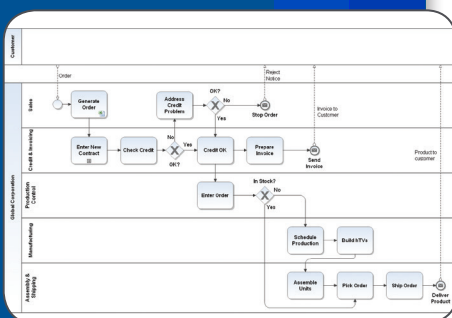
- BPM Project Teams
- Process Owners
- Lean Practitioners
- Quality Specialists
- Project Managers

Meet your objectives in:

- Business Process Analysis
- Lean
- BPM
- Compliance

Easily create:

- Flowcharts
- Process Maps
- BPMN Diagrams
- Swimlane® Diagrams
- Value Stream Maps
- Cause & Effect Diagrams
- FMEA Spreadsheets
- Pick Charts
- SIPOC Diagrams
- Customised Templates



Start your free trial today!

Simply e-mail or call, we'll do the rest

Tel: +1(503) 404-6050

Mail: info@igrafx.com

## A Solid Foundation for Process Improvement

iGrafX® FlowCharter® is the most full-featured, easiest to use process analysis and modeling tool available to help organisations understand and improve business processes. A graphical representation of processes allows people to easily comprehend information, and quickly focus on the bottlenecks and issues in a process. Far more robust than generic charting products, iGrafX FlowCharter is the entry point in the iGrafX family of process excellence software solutions.

KEY FEATURE	BENEFIT
Intelligent Swimlane® Diagrams	Minimise time to create and edit process maps, and communicate cross-department process dependencies.
Hierarchical Process Maps and Numbering	Save time by reusing sub-processes within the model. Shape numbering changes cascade through the hierarchy improving model consistency and understanding.
Value Stream Maps	Save time editing and updating your product or service VSMs and then share them with others in your organisation.
Intelligent BPMN Diagrams	Accelerate your BPMN projects with automatic correct-by-construction and rules checking capabilities.
Extended Value Stream Maps	Create a lean view that crosses plant, divisional, and company boundaries.
Cause and Effect Diagrams	Describe causes with linked fishbone, pareto chart, and FMEA views. Understand which actions will make the biggest positive impact.
Prioritisation Matrix	Spotlight improvement opportunities with colour-coded spreadsheets linked to processes and activities.
Failure Mode Spreadsheets	Mitigate failure mode effects faster with FMEA spreadsheets connected to process models.
Multilingual Diagrams	Author, publish and view multilingual diagrams in the preferred language within Web Central.
PDF Publishing	Share your process models as PDF documents as well as HTML and Microsoft® Office documents.
Visio® Import	Reduce development time by leveraging legacy content.

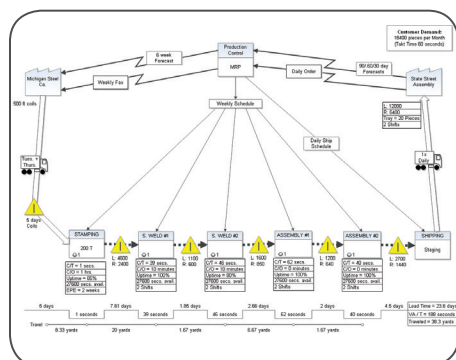
# FLOWCHARTER

## When You Need to Stay Ahead

Business is increasingly complex. Customer demands and competitive pressures have all contributed to an increase in the adoption of process improvement initiatives. Today it is common for organisations to be involved in a number of process-based initiatives such as packaged software deployment, BPM projects, Six Sigma, Lean, and regulatory compliance. All process improvement efforts should leverage best practices, tools and corporate knowledge throughout the organisation to avoid departmental silos.

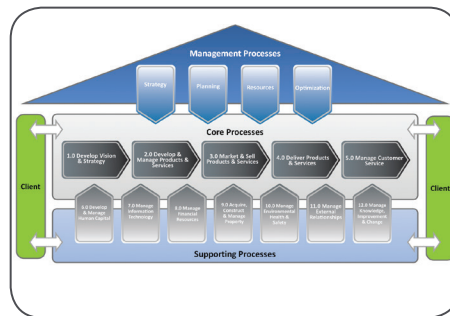
iGrafX FlowCharter is a powerful, easy-to-use process mapping tool that provides a foundation for organisation-wide process excellence. iGrafX FlowCharter reduces the time it takes to document processes and business systems, and helps you achieve a clear understanding of how tasks, activities and processes must be carried out to reduce waste and costs while increasing customer satisfaction.

With a wide range of diagram templates, a context-sensitive interface and numerous output options, iGrafX FlowCharter is the most productive process mapping and diagramming tool available today. And unlike the process maps created with general drawing tools, iGrafX diagrams are information-rich and easily updated.



## A Pillar of Process Excellence

iGrafX FlowCharter serves as the foundation for any organisation’s process improvement initiatives, but excels when used as an integral component of the iGrafX platform for an enterprise wide approach to process excellence. When coupled with the iGrafX central repository for collaborative modeling and communication, iGrafX FlowCharter will help you bridge the gap between the major organisation constituencies—IT, process practitioners and business analysts—to ensure a level of process consistency, management, history and control across the enterprise.



## Looking for a jumpstart with iGrafX?

Our training and consulting services can help you apply the power of iGrafX even faster. For more information, please visit [www.iGrafX.com/services](http://www.iGrafX.com/services).

Leverage expertise for a higher ROI. iGrafX solutions are used by 2/3 of the fortune 100 and 10,000+ customer worldwide.



**iGrafX**  
iGrafX, LLC  
7585 SW Mohawk St.  
Tualatin, OR 97062  
United States  
Phone: +1 (503) 404-6050  
info@igrafX.com  
www.iGrafX.com

**iGrafX EMEA**  
iGrafX GmbH  
Dr.-Johann-Heitzer-Str. 2  
85757 Karlsfeld - Munich  
Germany  
Tel: +49.8131.3175.0  
info.de@igrafX.com  
www.iGrafX.de  
For more locations and contact details visit:  
[www.iGrafX.com/contact](http://www.iGrafX.com/contact)