

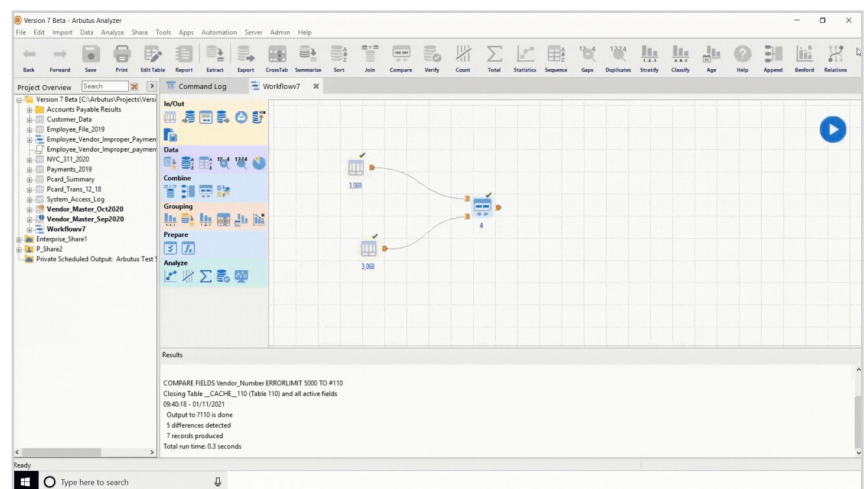
## POWERFUL ANALYTICS. SIMPLIFIED. INTRODUCING ARBUTUS VERSION 7 (BETA)

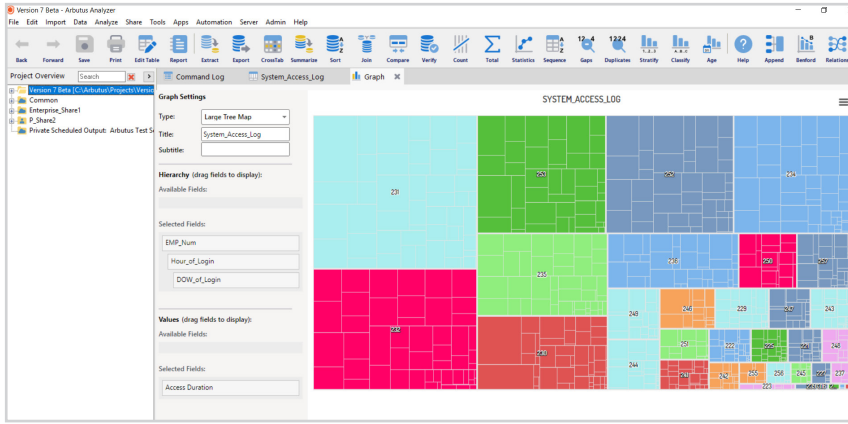
*More intuitive. More visual. More capable. Easier to Automate. And even faster. Arbutus Version 7 was designed to enlist everyone in the growing analytics movement.*

### Code-Free Analytic Workflows

Design powerful analytics more intuitively and deliver outcomes in minutes with easy-to-use, icon-based, drag & drop workflows.

- » **Automate** every step you take quickly and easily and schedule to run in Arbutus HUB.
- » **Share and communicate** across your team without the need for specialized skillsets.
- » **Sustain** your success by managing analytics processes NOT code.
- » **Achieve** even faster performance with **in-memory processing**.





## Visualizations

Tap into enhanced and expanded Arbutus Visualizations to locate that needle in the haystack - visually.

- » Easily interact with your visualizations to shape the story you'd like your results to tell.
- » Save and share with others or include in your reports.

## Drag & Drop Pivot Tables

- » Immerse yourself in your data using powerful, interactive, drag & drop pivot table analytics.
- » Get immediate on-screen feedback as results change dynamically based on what you've just tried.

The screenshot shows the Arbutus Analytics interface. On the left, a sidebar lists project components like 'Common', 'Enterprise\_Share1', 'P\_Share2', and 'Private Scheduled Output: Arbutus Test'. The main area displays a Pivot Table titled 'SYSTEM\_ACCESS\_LOG'. The visualization is a heatmap where colors represent values, with a color scale on the right ranging from 0 to 255. The right-hand panel allows users to configure the visualization, including selecting fields for the hierarchy (EMP\_Num, Hour\_of\_Login, DOW\_of\_Login) and values (Access\_Duration).

The screenshot shows the Automation menu in Arbutus Analytics. The menu includes options like 'New Workflow...', 'Edit Workflow...', 'Schedule Workflow...', 'Run Procedure...', 'Edit Procedure...', 'Run Procedure...', 'Create Procedure from History...', 'Set Recorder On', 'Protect...', 'About Automation', and 'Scheduling'. The 'Schedule Workflow...' option is highlighted.

The screenshot shows the Project Overview window in Arbutus Analytics. The window displays a list of projects and their details, including 'Project Overview', 'Vendor', 'App', 'Length', 'Access', and 'Duration'. The 'Project Overview' window is highlighted.

The screenshot shows the Hash Function window in Arbutus Analytics. The window displays a list of items and their details, including 'Item', 'EmpNo', 'HrctdSalary', 'HrctdSalary', and 'Rmno'. The 'Hash Function' window is highlighted.

## Automation

Tap into all your Automated Analytics all in one place under the new Automation Menu.


## QuickSearch

Like SmartSearch for your Project Overview. Find the project or file you want to work with more quickly and easily.

## Hash Function

Enable data analytics on ALL of your data while ensuring data security. Mask sensitive data (credit card #s, salary information, social security #s, etc.) with the new Hash Function.

## ADDITIONAL DATA CONNECTORS



## MORE FEATURES

### Analytics

- + Statistical values (min, max, avg) added to more commands
- + WordFind function

### Ease of Use

- + Larger dialogue boxes
- + More QuickFilter options on Dates
- + Color highlighted SmartSearch results
- + QuickSort column indicator

### Automation

- + Verify, Gaps, & Sequence commands now support data file output
- + IF function
- + Procedures automatically report elapsed time
- + Procedure Dialogues now support HUB (Server) files
- + Better integration with ResultsManager

### Additional SmartApps

Take advantage of even more ready-made apps in support of advanced analytics. Use interactively or as templates to create your own customized apps.

### ARBUTUS ANALYTICS

*Arbutus delivers the very best in purpose-built audit analytics technology to meet the exacting demands of today's business environment. Auditors, business analysts, and fraud investigators rely on Arbutus to enhance their testing, analysis and compliance capabilities.*

Toll free: 877.333.6336

Phone: 604.437.7873

Fax: 604.437.7872

### SALES INQUIRIES

[info@ArbutusSoftware.com](mailto:info@ArbutusSoftware.com)

### TECHNICAL SUPPORT

[support@ArbutusSoftware.com](mailto:support@ArbutusSoftware.com)

## VERSION 7 [BETA] Ready to get started?

Join our Beta Tester Community

 **ARBUTUS**  
Drive Your Analytics