



TOOL | COLLECTIVE IMPACT INITIATIVE BUDGETING

The Backbone: How to create a budget?

The backbone infrastructure of a Collective Impact effort is focused on six core roles. These are:

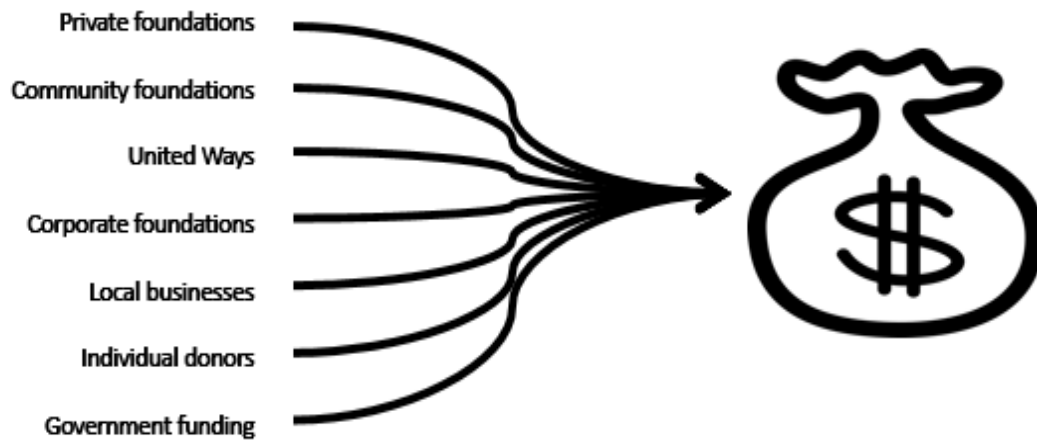
- Guide vision & strategy
- Support aligned activities
- Established shared measurements
- Build public will
- Advance policy
- Mobilize funding

An in-depth study by FSG of successful backbones, revealed that: their value is unmistakable; they share strengths in guiding vision and strategy and supporting aligned activities; they shift focus over time; they need ongoing assistance with data; they build public will, and Backbones help to advance policy.

TOOL DESCRIPTION:

Collective Impact initiatives benefit from generating their budget by engaging multiple funding streams. There is a considerable range in the operating budgets of them as well, and the budget requirements of any Collective Impact effort tends to evolve over time as the work of the initiative expands and grows. The two examples on the next page provide a sense of the range in budgets of Collective Impact efforts and how each evolved over time.

Backbone Organizations Typically Have Multiple Funding Streams



TOOL HOW TO:

Step 1. – Modify the tool below to add in the resources/expenses that best represents your initiative.

Step 2. – Individually, or as a group, complete the budget template. (15min)

TOOL DEBRIEF:

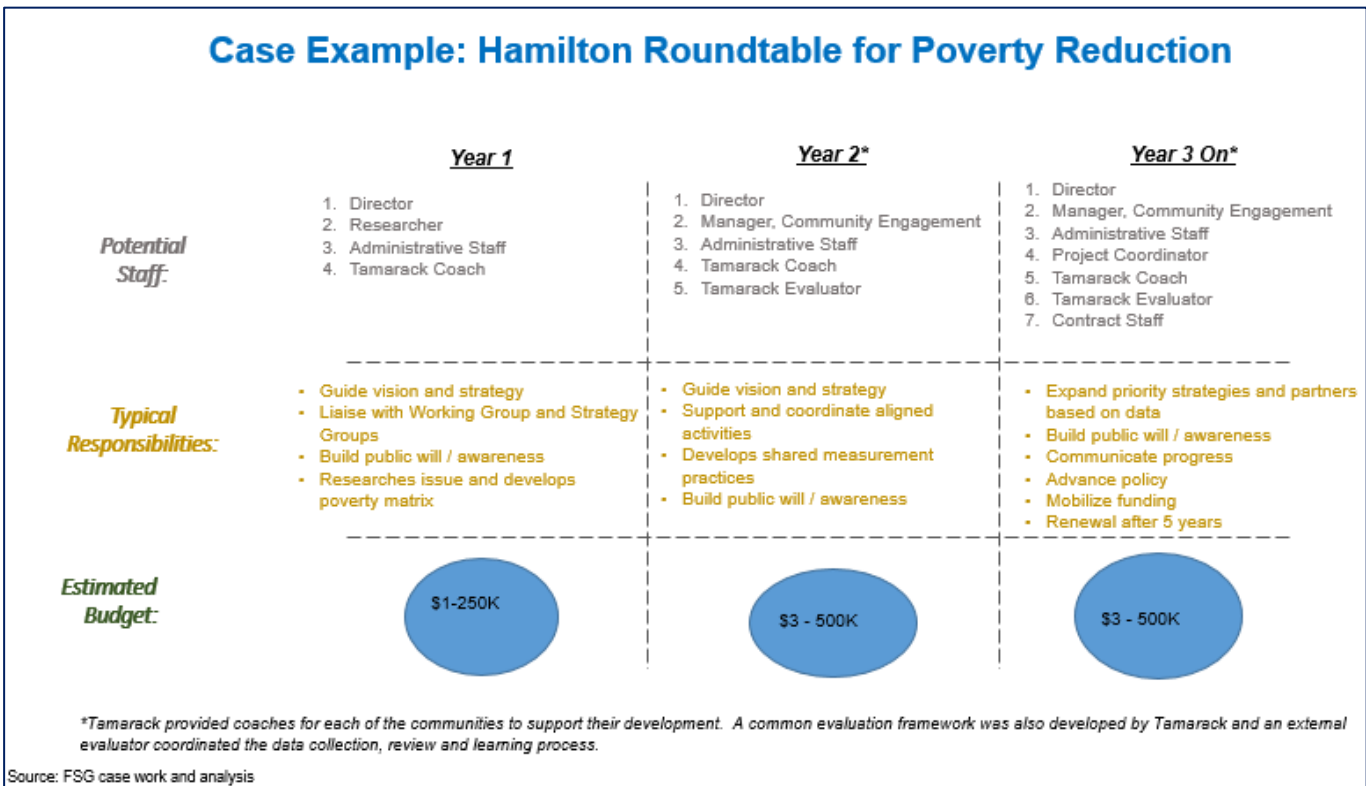
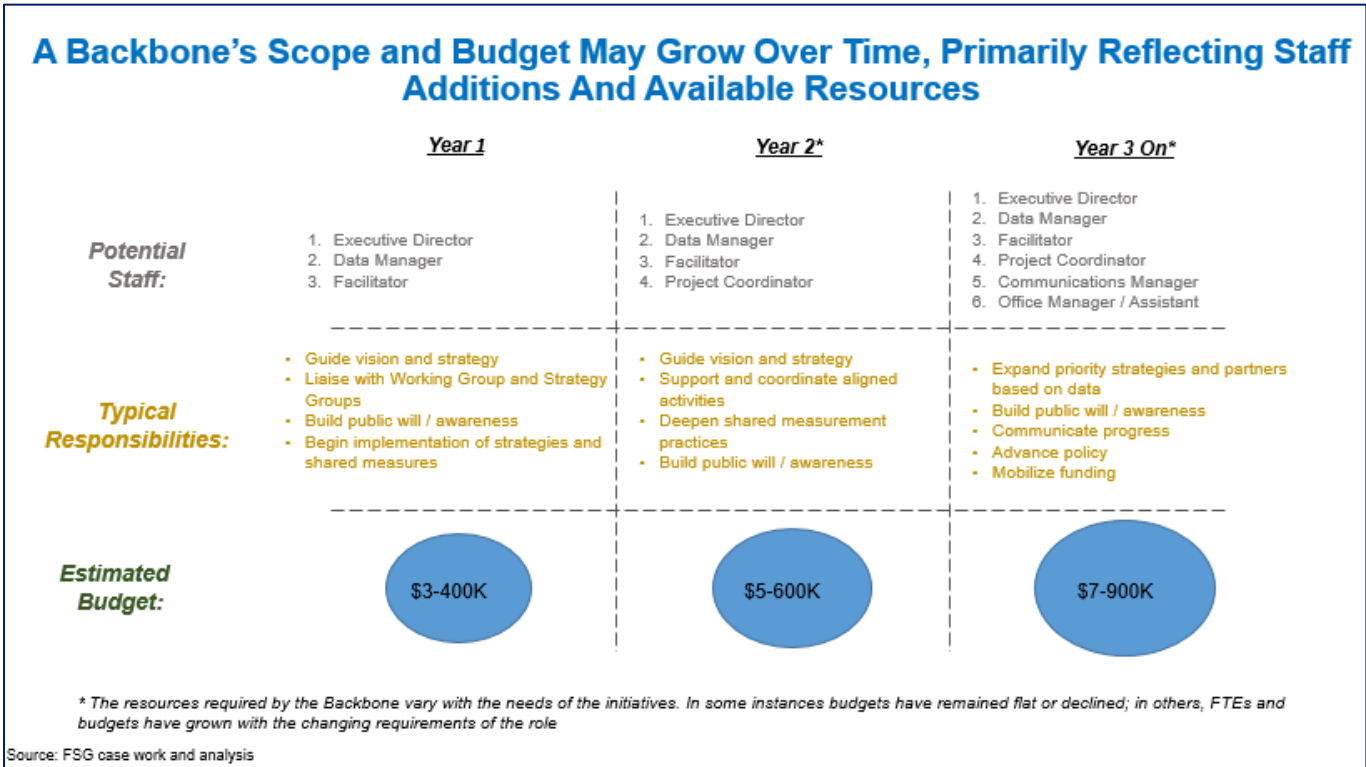
The debrief question can include:

- How can we best incorporate the in-kind resources and/or partner contributions to reflect the true cost – and contributions – secured for our Collective Impact effort?

SOURCE:

¹www.FSG.org

Example Collective Impact Budgets



Collective Impact Initiative Budget Tool

Modify this tool so that the initiatives expenses are reflected

| Expense Category | Budget Range (\$) | | CI Initiative Budget | Description |
|----------------------|-------------------|------|----------------------|---|
| | Low | High | | |
| Salaries | | | | 1 FTE Executive Director |
| | | | | 1 FTE Facilitator/Coordinator |
| | | | | 1 FTE Data/Operations Manager |
| | | | | 0.5-1 FTE Admin. Support |
| Benefits | | | | At 20% of salaries |
| Professional Fees | | | | Consultants, R&E, Recruiting, Data Collection |
| Travel and Meetings | | | | Workshops, events, retreat |
| Community Engagement | | | | Space rental, youth stipends |
| Communications | | | | Reports, materials design, paid media |
| Technology | | | | In kind hardware, software, IT |
| Office | | | | In kind/paid rent, utilities, supplies |
| Other | | | | Staff training, miscellaneous |
| Total Expenses | | | | Covered by grants and fees |