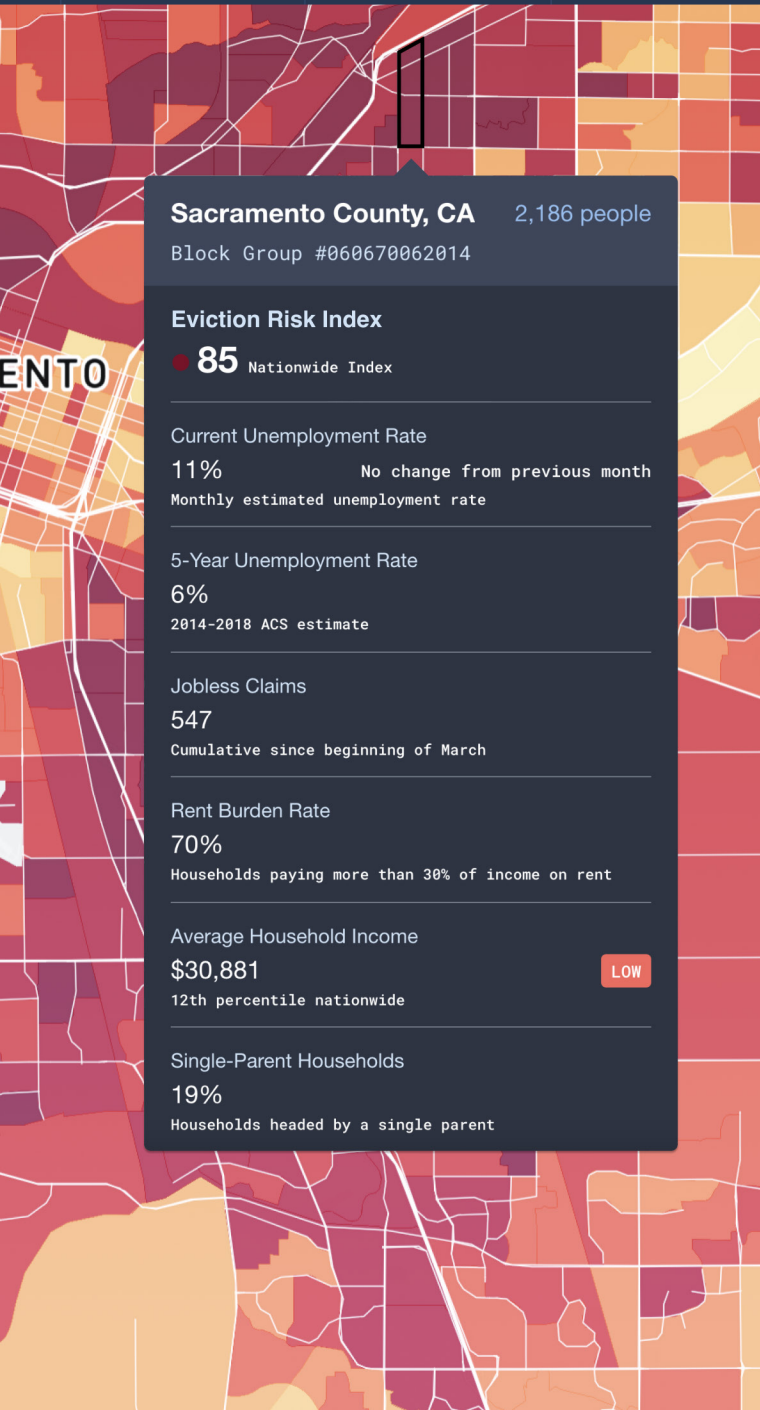




Thousands of Households Face Eviction Everyday.

Reach More of Them with the Assistance They Need.

UrbanFootprint can help.



Sacramento County, CA 2,186 people

Block Group #060670062014

Eviction Risk Index

85 Nationwide Index

Current Unemployment Rate

11% No change from previous month
Monthly estimated unemployment rate

5-Year Unemployment Rate

6%
2014-2018 ACS estimate

Jobless Claims

547
Cumulative since beginning of March

Rent Burden Rate

70%
Households paying more than 30% of income on rent

Average Household Income

\$30,881 LOW
12th percentile nationwide

Single-Parent Households

19%
Households headed by a single parent

Rental assistance can make all the difference to families facing forced displacement. But many are unaware of aid and often missed by traditional outreach efforts.

Close the gap between assistance and need.

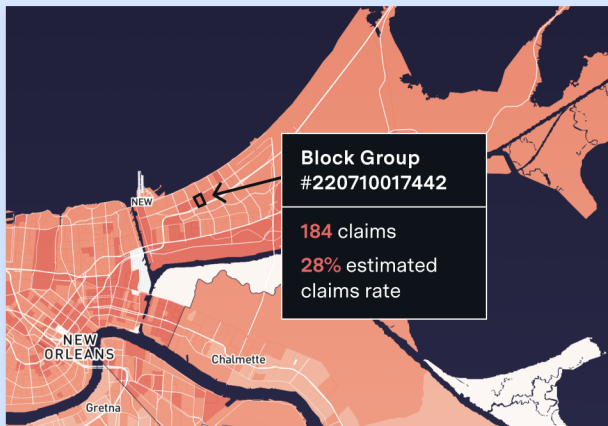
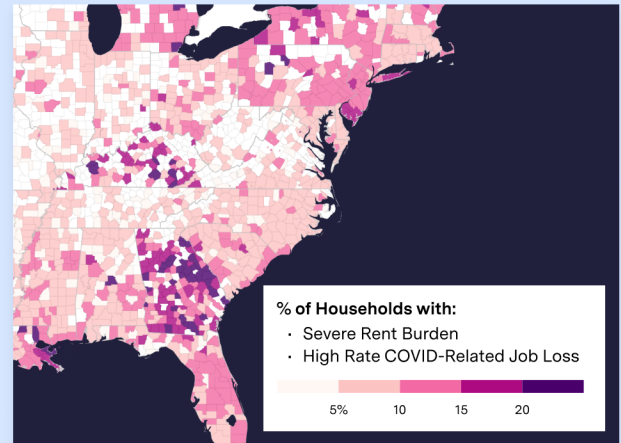
UrbanFootprint Eviction Risk Insights dynamically unifies, analyzes, and maps previously isolated datasets — including key demographic variables — for any area in the U.S. It gives you a clear picture of the most current conditions around eviction risk, locating not only the lowest-income and hardest-to-reach households, but also quantifying how many are currently at risk of displacement. Knowing exactly where and how big the problem is means you can design outreach programs with greater precision and relevance... and help minimize eviction.

LEARN MORE AT URBANFOOTPRINT.COM

UrbanFootprint enables you to target assistance to those who need it most.

Quantify and Map Current Eviction Risk

- Pinpoint and measure the number of households at risk of eviction in any community, with precision down to the census block group level
- Target neighborhoods and households in greatest need of rental assistance today using frequently updated, dynamic data*



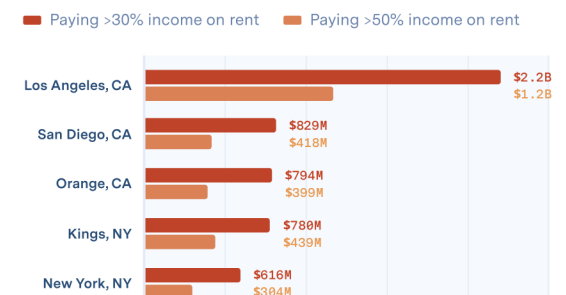
Target More Households in Need

- Conduct hyper-targeted outreach campaigns to reach the highest-risk households
- Identify communities with the highest concentration of rental assistance applications, and those with few applications in proportion to their need

Communicate with External Stakeholders

- Communicate progress towards strategic goals with customizable charts and maps
- Engage the public and community stakeholders with visually compelling storytelling

Top 10 Large Counties: 6-Month Rent Gap



How can we help?

We help agencies target resources to those who need it most. We deploy rapidly and can work with any technology and program management vendor. We provide dedicated technical account management and personalized recommendations to help you reach your goals.

Ready to get started? [Reach out to Josh Goldstein →](#)

