

# ALSAN® FLASHING ROOFING



ROOFING &  
WATERPROOFING



ALSAN Flashing is a unique polyurethane bituminous resin specifically formulated for liquid-applied flashings, other details and maintenance applications. ALSAN Flashing utilizes a reinforcement that, in combination with its unique chemistry, provides an extremely durable and easy to apply flashing solution. The variety of suitable substrates, including concrete, masonry, wood, metal, PVC pipe and SBS granule and sand surfaced sheets, make ALSAN Flashing extremely versatile.

- Conforms easily to any geometry or irregular shapes
- Quick curing, seamless flashings with the ability to match a granule cap sheet
- Single component flashing solution, no catalyst needed or wasted product
- Great for quick, cost effective repairs

## RELATED PRODUCTS

### SOPRALENE® 180 FR GR

Composed of a proprietary formulation of elastomeric styrene-butadiene-styrene (SBS) polymer modified bitumen and is reinforced with a tough, dimensionally stable non-woven polyester mat.

### POLYFLEECE

A high-performance, spun-laced polyester fabric reinforcement.

### ELASTOPHENE® FR GR


An SBS-modified bitumen cap ply for use in approved multi-ply membrane and flashing assemblies.

### ALSAN FLASHING

APPLICATION	Brush, Roller or Squeegee
PACKAGING	5 GAL (19 L) or 1 GAL (3.8 L)
NEXT LAYER	2 Hours @ 68°F (20°C)
RAIN PROOF	2 - 12 Hours @ 68°F (20°C)
FULLY CURED	3 Days @ 68°F (20°C)


## INSTALLATION INSTRUCTIONS

1




Pre-cut the ALSAN Flashing fleece to conform with SOPREMA published details, tape off the area using masking tape and dry fit fleece to ensure proper sizing.

2




Apply ALSAN Flashing liberally with a brush at a rate of two gallons per 100 ft<sup>2</sup> to the pipe, wrap the fleece around pipe or penetration and coat with an additional layer of ALSAN Flashing.

3



Apply ALSAN Flashing to the taped off field area at a rate of two gallons per 100 ft<sup>2</sup>, lay fleece into the first coat and apply second coating of ALSAN Flashing. Remove the tape.

4



Once cured, apply a final coating of ALSAN Flashing at a rate of two gallons per 100 ft<sup>2</sup> to the pipe and field, extending approximately 1" past the previous coat.

5



While it is not required, if desired, granules may be broadcast into the final coat of ALSAN Flashing to match the cap sheet.

If you have any questions about this product or its installation, please contact your SOPREMA representative.

