

How Much Are Insider Threats Costing Your Company?

Lunch & Learn

proofpoint®



NOVIPRO

SPEAKERS



ROGER OUELLET

Director - Security Practice
NOVIPRO



BRIAN REED

Director of Cybersecurity Strategy
PROOFPOINT


ABOUT NOVIPRO



Head Office:
Montreal



Remote offices:
Quebec City, Toronto & Paris



+135
professionals

For close to 30 years, NOVIPRO has been developing solutions that are tailored to client needs, resources and business goals.

AT NOVIPRO WE OFFER


- More than 135 professionals with leading expertise
- Unparalleled consulting services based on NOVIPRO's exclusive methodology
- Personalized support throughout the project lifecycle

OUR SOLUTIONS



BUSINESS SOLUTIONS

FOCUSED ON YOUR
BUSINESS



TECHNOLOGY SOLUTIONS

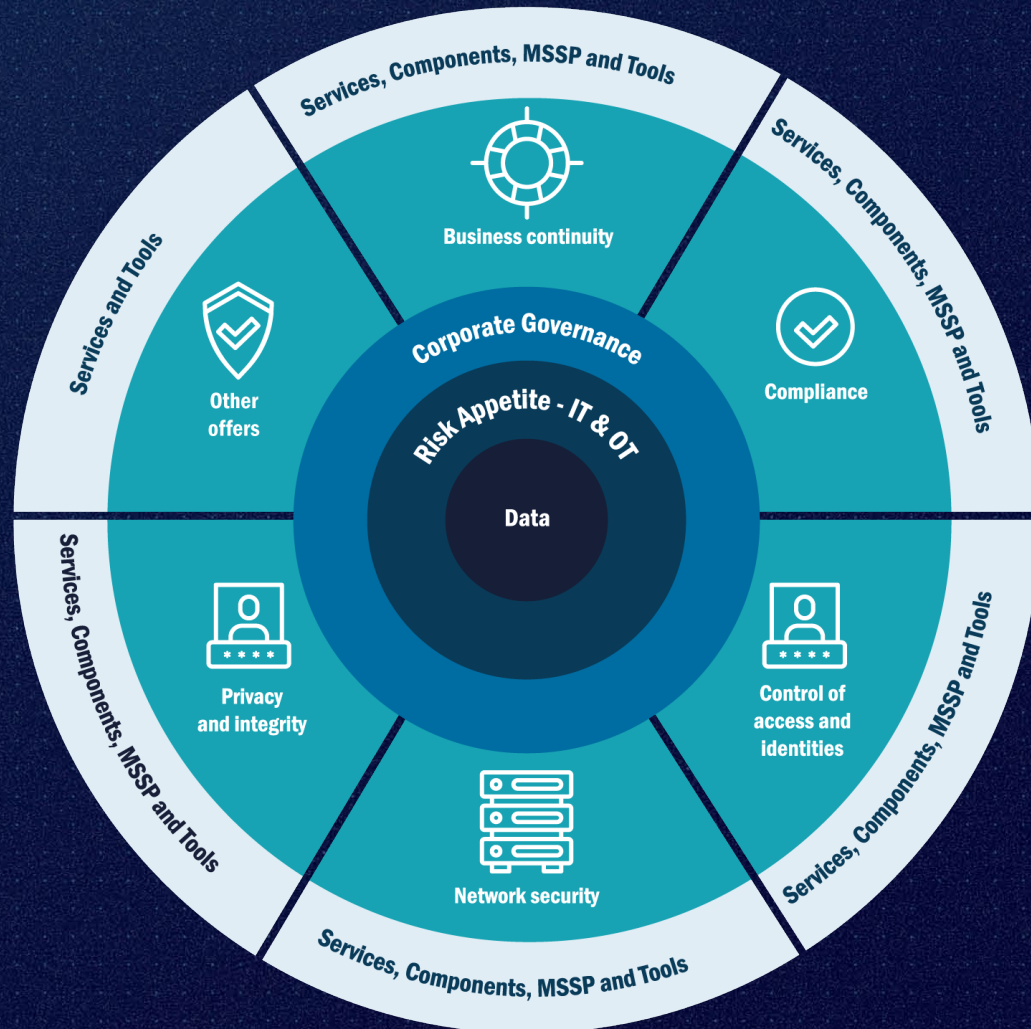
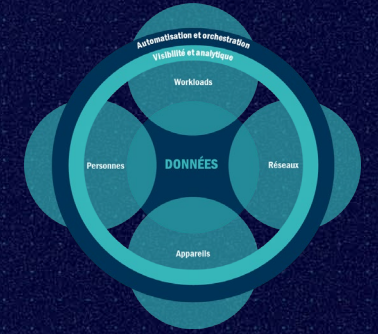
FOCUSED ON YOUR
NEEDS



MANAGED SERVICES

FOCUSED ON YOUR
OPERATIONS

NOVIPRO'S SECURITY ECOSYSTEM



We develop security architectures based on recognized methodologies and tailor them to meet client needs:

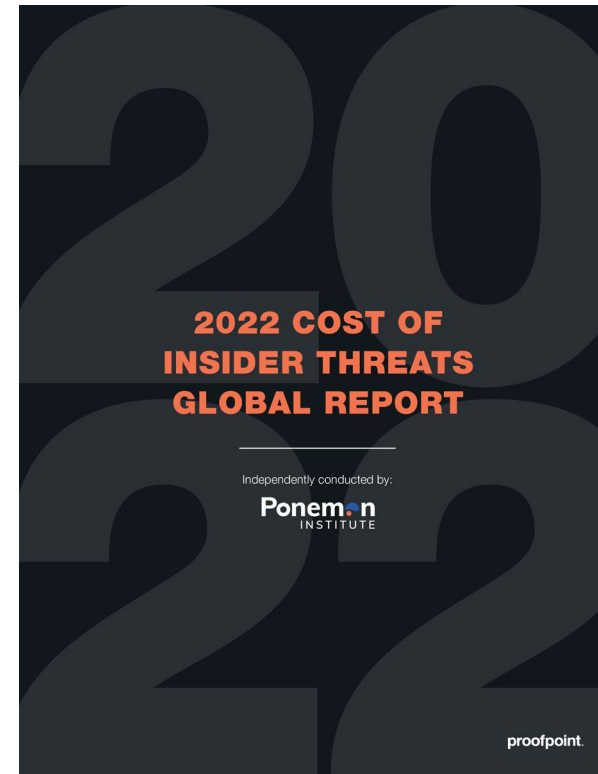
- Zero Trust Extended Forrester
- ISO 27001
- NIST
- PURDUE

**INSIDER THREATS
ARE ORGANIZATIONS'
BIGGEST
CYBERSECURITY RISK**

2022 COST OF INSIDER THREATS

Research Overview

The report, commissioned with The Ponemon Institute, surveyed over 1,000 IT security practitioners across North America, Europe, Middle East, Africa, and Asia-Pacific on the frequency and cost of Insider incidents. This is an annual research series first conducted in 2016 and a follow up to the last report published in 2020.



1004

Information Security Practitioners

278

Number of Organizations

6803

Number of Insider Incidents

POLL QUESTION #1

Do You Have An Insider Threat Management Program?

1. Yes
2. No
3. Don't know

UP AND UP: THE COST OF INSIDER THREATS IS GROWING

The number—and costs—of insider-led cybersecurity incidents has soared over the last two years.

Insider-led cybersecurity incidents



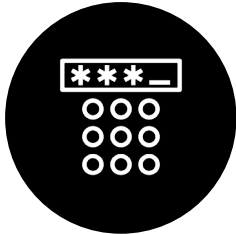


Total annual cost of insider threats



TRIPLE THREAT: THREE TYPES OF INSIDER THREATS

Not all insider threats are alike. Here’s a breakdown of the three main types—and what they’re costing organizations.



TYPE OF INSIDER	% OF INCIDENTS	COST PER INCIDENT	TOTAL COST TO ORGANIZATIONS
Negligent insiders	56%	\$485k	\$6.6 million
Malicious insiders	26%	\$648k	\$4.1 million
Credential insiders	18%	\$805k	\$4.6 million

DEFENSE SPENDING

Since 2016, responding to an insider threat incident has grown far more costly.

Average costs per security incident in 2022 in USD:



Detection

\$35k



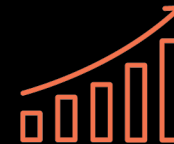
Investigation,
Escalation,
Response

\$280k



Containment,
Analysis,
Remediation

\$331k



Total

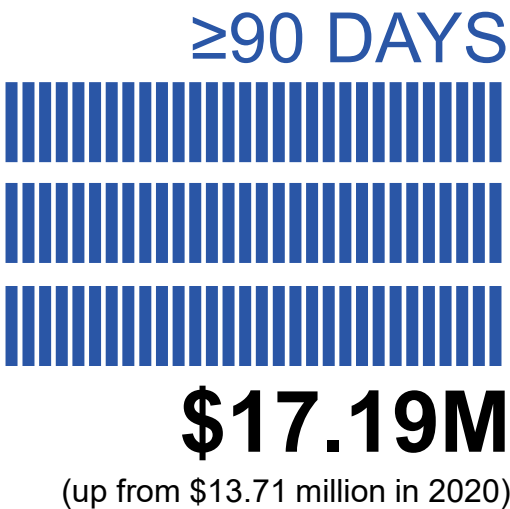
\$646k

80% INCREASE IN INSIDER THREAT SPEND VS. 2016


TIME IS MONEY

When it comes to insider threats, time is money. Yet it's taking companies longer than ever to contain incidents when they occur.

Annualized Cost




Insider incidents take an average of 85 days to contain.
(up from 77 days in 2020)



INDUSTRY MATTERS

The costs of insider incidents varies by type and organizational size.

- Large organizations with a headcount of more than 75,000 spent an average of \$22.68 million to resolve insider-related incidents
- Those with a headcount of 500 or less spent an average of \$8.13 million



Financial services and services organizations bear highest average costs managing insider threats

	FINANCIAL SERVICES	SERVICES	RETAIL
Average cost in 2022	\$21.25M	\$18.65M	\$16.56M
Increase since 2020	47%	52%	62%

POLL QUESTION #2

What Are the Top Three Technologies You Use to Reduce Insider Threats?

1. Data Loss Prevention (DLP)
2. Privileged Access Management (PAM)
3. User and Entity Behavior Analytics (UEBA)
4. Security Information and Event Management (SIEM)
5. Other

TOOLS AND ACTIVITIES THAT REDUCE INSIDER THREATS

Based on our interviews, the top three technologies that result in the greatest cost reductions are data loss prevention, privileged access management and user and entity behavior analytics.

More than one response permitted

TECHNOLOGIES USED TO REDUCE THE COST OF THE THREE ROOT CAUSES OF INSIDER RISK	PCT%
Data Loss Prevention (DLP)	64%
Privileged Access Management (PAM)	60%
User and Entity Behavior Analytics (UEBA)	57%
Security Information and Event Management (SIEM)	53%
Endpoint Detection and Response (EDR)	50%
Insider Threat Management (ITM)	41%
Other (please specify)	3%
Total	328%

LEARN MORE ABOUT INSIDER THREATS

[Download Report >](#)



THANK YOU

CONTACT US

ROGER OUELLET
514 744-5353 #260
Roger.ouellet@novipro.com

BRIAN REED
breed@proofpoint.com

proofpoint®



NOVIPRO