

Location: \_\_\_\_\_



**TOWN & COUNTRY PLASTICS**  
Customized For Precision

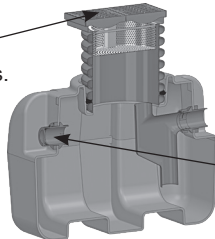
## XL SERIES

## T&C – 75 and 100 GPM HDPE Oil / Sediment Interceptors


**Specification:** T&C Plastics Series \_\_\_\_\_ (indicate model) HDPE rotational molded oil / sediment interceptor with liquid holding capacity of \_\_\_\_\_ (indicate). Unit shall include: 3/8" uniform wall thickness, deep seal trap covered by Load Class "C" ductile iron top inlet grates, sediment bucket (1/4" diameter holes) within adjustable top assembly system, internal air relief by-pass and sample port access. For indoor/outdoor use.

**Function:** Oil / sediment interceptors are required anywhere oil and sediment may be introduced to the public sewer system in applications such as: repair garages, oil change stations, car wash facilities, parking garages and facilities where oil and flammable liquid waste are produced as a result of manufacturing, storage, maintenance, repair or testing processes. Sediment and debris are collected inside of the internal sediment bucket. Regular maintenance is required to keep the interceptor functioning. Interceptor to be installed flush with the floor. Standard XL-OS models are made with "special duty" load rated (over 10,000 lbs.) ductile iron top inlet grates. The optional -SI models are made with an 4" no hub inlet opposite the outlet.

Two pieces of  
T2000-PGC-4  
ductile iron grates.  
Load Class "C"

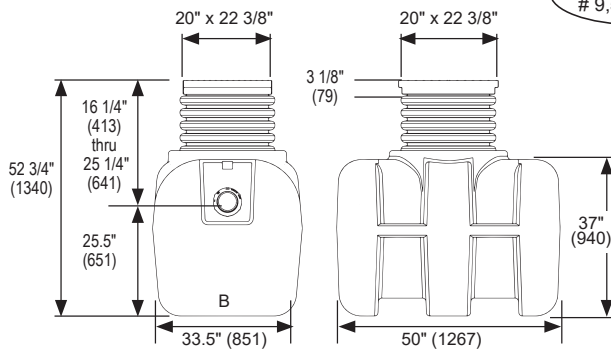


Optional No Hub  
Side inlet (Suffix -SI)

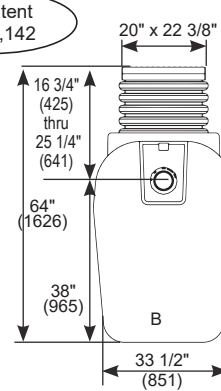


Fabricated  
stainless steel  
top assembly to  
receive grates

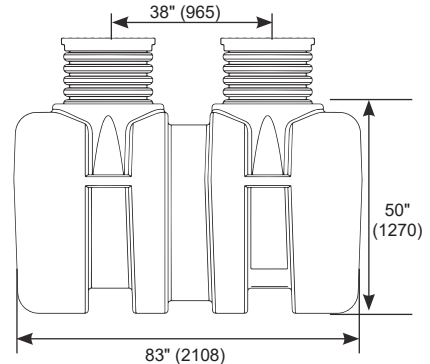
### OS-XL-75



U.S. Patent  
# 9,551,142



### OS-XL-100



Model No.	SLUDGE CAPACITY (LBS.)	Liquid Holding Capacity (Gallons)	B Width	Shipping Weight (Lbs.)
OS-XL-75	750 Lbs. (105 Gallons)	140	33.50"	250
OS-XL-100	1,150 Lbs. (160 Gallons)	300	33.50"	375

OPTIONAL VARIATIONS	PART NO.
Anchor kit for XL Series	XL-AK
Lid Extension - up to 44" high - for XL Series	XL-EXT-44
Lid Extension - up to 72" high - for XL Series	XL-EXT-72
6" no hub inlet and outlet - for each piece (Two pieces required)	XL-F6
High level alarm and float switch (to be installed on site)	XL-RPOK
Remote pump out kit (also includes Remote Pump Out (-RPO)	XL-RPO
3" Remote pump outlet connections on top of interceptor - specify location and number required	XL-HLA
External sampling port - inline, high connections	XL-SP-H
External sampling port - inline, low connections	XL-SP-L
External sampling port - offset	XL-SP-OF
No hub side inlet located on opposite side of outlet	XL-SI

CALIFORNIA PROPOSITION 65 WARNING. This product contains chemicals known to the State of California to cause cancer and birth defects or other reproductive harm.

Job Name: \_\_\_\_\_

Page No: \_\_\_\_\_

Section No: \_\_\_\_\_

Contractor: \_\_\_\_\_

Schedule No: \_\_\_\_\_

Purchase Order No: \_\_\_\_\_