



UNPARALLELED BRACKET SELECTION & LIGHTING SOLUTIONS

1-888-320-0627 | SALES@ SIGNBRACKETSTORE.COM

# BLADE SIGN BRACKETS

**Sign visibility is everything! Why?** It is the best way to turn passersby into customers. And sturdy, fixed Blade Sign Brackets are critical to achieve this goal. From straight arm designs to elegant scroll work, rust-resistant powder coated steel lets your signs get noticed. Check out our extensive variety of ready-made styles, from ovals to squares to rectangular fixtures, designed to create a seamless message presentation for your business.



## WALL MOUNT SIGN BRACKETS

### HAIKU ARCH

Fabricated with 2" solid steel flat bar, with a 3" wide x 8.5" height back plate. Sleek and modern, it is perfect with a round or oval sign.

<b>30" Length</b> 14" Ring Centers Sign width sizes: 18"-26" 397B-30	<b>40" Length</b> 22" Ring Centers Sign width sizes: 28"-36" 397B-40	<b>50" Length</b> 30" Ring Centers Sign width sizes: 18"-26" 397B-50
-------------------------------------------------------------------------------	-------------------------------------------------------------------------------	-------------------------------------------------------------------------------



### MODERN ARCH

The perfect solution for an oval sign. The Modern Arch is made with 1" square steel tubing. Mounts to any flat post or wall with a heavy duty 3" back plate.

<b>30" Length</b> 14" Ring Centers Sign width sizes: 18"-26" 360B-30	<b>40" Length</b> 22" Ring Centers Sign width sizes: 28"-36" 360B-40	<b>50" Length</b> 30" Ring Centers Sign width sizes: 18"-26" 360B-50
-------------------------------------------------------------------------------	-------------------------------------------------------------------------------	-------------------------------------------------------------------------------



### TRIANGLE BALL

Made with a 1" square tube steel arm and a 3" iron ball finial. Optional sign light kit available. Also available as a lightweight bracket for interior mounting.

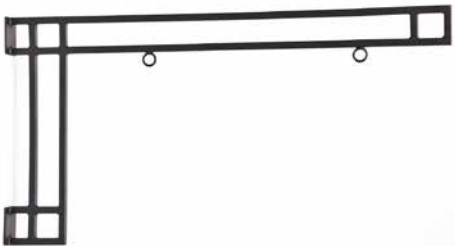
<b>30" Length</b> 14" Ring Centers Sign width sizes: 18"-26" 375B-30	<b>40" Length</b> 22" Ring Centers Sign width sizes: 26"-36" 375B-40	<b>50" Length</b> 30" Ring Centers Sign width sizes: 34"-48" 375B-50
-------------------------------------------------------------------------------	-------------------------------------------------------------------------------	-------------------------------------------------------------------------------



### MODERN TRUSS

This architectural blade bracket features an elegant design with clean lines. Mount to any flat surface and suspend signage from two durable iron rings.

<b>26" Length</b> 14" Ring Centers Sign width sizes: 18"-26" 1150-26	<b>36" Length</b> 22" Ring Centers Sign width sizes: 26"-36" 1150-36	<b>46" Length</b> 30" Ring Centers Sign width sizes: 34"-48" 1150-46
-------------------------------------------------------------------------------	-------------------------------------------------------------------------------	-------------------------------------------------------------------------------



### MILANO

Made with .5" square steel bar. Its shape makes it the perfect solution for an oval sign. Also available as a lightweight bracket for interior mounting.

<b>30" Arm Length</b> 14" Ring Centers Sign width sizes: 18"-26" 371B-30	<b>40" Arm Length</b> 22" Ring Centers Sign width sizes: 28"-36" 371B-40	<b>50" Arm Length</b> 30" Ring Centers Sign width sizes: 34"-46" 371B-50
-----------------------------------------------------------------------------------	-----------------------------------------------------------------------------------	-----------------------------------------------------------------------------------



### TORINO ELITE

Made with a 1" square tubular steel arm and a 3" ball finial. Optional sign light kit available.

<b>30" Arm Length</b> 14" Ring Centers Sign width sizes: 18"-26" 370B-30	<b>40" Arm Length</b> 22" Ring Centers Sign width sizes: 28"-36" 370B-40	<b>50" Arm Length</b> 30" Ring Centers Sign width sizes: 34"-46" 370B-50
-----------------------------------------------------------------------------------	-----------------------------------------------------------------------------------	-----------------------------------------------------------------------------------





# LET OUR ON-SITE PROFESSIONALS SOLVE YOUR DESIGN PROBLEM



Our on-site professionals take your sign problem, or even an idea you have, and solve it through custom design and innovation.

This achieves a solution-based result to any sign or lighting challenge you have. Whether it's to overcome tough mounting applications, clearance issues, specialty sizing, or alterations to existing brackets and hardware, we're at your service.

**CALL TODAY: 888-320-0627,**  
or visit us online at [www.SignBracketStore.com](http://www.SignBracketStore.com)

## WALL MOUNT SIGN BRACKETS

**HEAVY DUTY STRAIGHT ARM SIGN BRACKET WITH RINGS**  
Support heavy signage. Like our Straight Arm bracket, this steel sign bracket has a minimalist look.

<b>30" Length</b> 14" Ring Centers Sign width sizes: 18"-24" 379B-30-HD-WR	<b>40" Length</b> 22" Ring Centers Sign width sizes: 26"-36" 379B-40-HD-WR	<b>50" Length</b> 30" Ring Centers Sign width sizes: 34"-48" 379B-50-HD-WR
-------------------------------------------------------------------------------------	-------------------------------------------------------------------------------------	-------------------------------------------------------------------------------------



**STRAIGHT ARM BRACKET FOR BANNERS OR HANGING SIGNS**  
Made from 2" x 2" tubular steel. The Straight Arm bracket can be used for hanging signs or as a banner bracket.

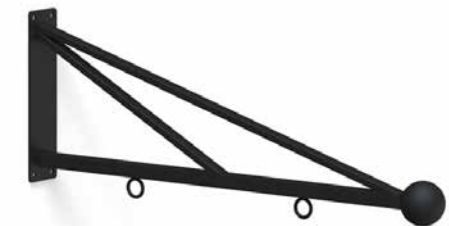
<b>30" Length</b> 14" Ring Centers Sign width sizes: 18"-24" 379B-30	<b>40" Length</b> 22" Ring Centers Sign width sizes: 26"-36" 379B-40	<b>50" Length</b> 30" Ring Centers Sign width sizes: 34"-48" 379B-50
-------------------------------------------------------------------------------	-------------------------------------------------------------------------------	-------------------------------------------------------------------------------



■ *Add your own rings to customize the sign or use for a banner*

**TRIANGLE TRUSS HANGING SIGN BRACKET**  
The Triangle Truss Hanging sign bracket with a ball finial will keep your signage secure and safe in any weather condition.

<b>30" Length</b> 14" Ring Centers Sign width sizes: 18"-26" 405B-30	<b>40" Length</b> 22" Ring Centers Sign width sizes: 26"-36" 405B-40	<b>50" Length</b> 30" Ring Centers Sign width sizes: 34"-48" 405B-50
-------------------------------------------------------------------------------	-------------------------------------------------------------------------------	-------------------------------------------------------------------------------



**CLASSIC HANGING SIGN BRACKET WITH BALL FINIAL**  
The Classic Hanging sign bracket with ball finial was designed to give your sign a stylish look with wrought iron appeal but with steel construction that is better able to stand the test of time.

<b>33" Length</b> 14" Ring Centers Sign width sizes: 18"-24" 377B-33	<b>43" Length</b> 22" Ring Centers Sign width sizes: 26"-36" 377B-43	<b>53" Length</b> 30" Ring Centers Sign width sizes: 34"-48" 377B-53
-------------------------------------------------------------------------------	-------------------------------------------------------------------------------	-------------------------------------------------------------------------------



**CLASSIC HANGING SIGN BRACKET**  
The attractive scroll work and design of these classic brackets have that traditional wrought iron charm.

<b>30" Length</b> 14" Ring Centers Sign width sizes: 18"-24" 376B-30	<b>40" Length</b> 22" Ring Centers Sign width sizes: 26"-36" 376B-40	<b>50" Length</b> 30" Ring Centers Sign width sizes: 34"-48" 376B-50
-------------------------------------------------------------------------------	-------------------------------------------------------------------------------	-------------------------------------------------------------------------------



**LA COSTA SCROLL SIGN BRACKET**  
Made with a 1" square tube steel arm and a 3" iron ball finial. Bird finial optional.

<b>30" Arm Length</b> 14" Ring Centers Sign width sizes: 18"-26" 380B-30	<b>40" Arm Length</b> 22" Ring Centers Sign width sizes: 28"-36" 380B-40	<b>50" Arm Length</b> 30" Ring Centers Sign width sizes: 34"-46" 380B-50
-----------------------------------------------------------------------------------	-----------------------------------------------------------------------------------	-----------------------------------------------------------------------------------



**TWISTED ARM BLADE SIGN BRACKET**  
The Twisted Arm Blade sign bracket is made with a twisted steel shaft and a solid cast iron ball finial.

<b>29" Length</b> 14" Ring Centers Sign width sizes: 18"-26" M3-TA29	<b>40" Length</b> 22" Ring Centers Sign width sizes: 26"-36" M3-TA40	<b>52" Length</b> 30" Ring Centers Sign width sizes: 34"-48" M3-TA52
-------------------------------------------------------------------------------	-------------------------------------------------------------------------------	-------------------------------------------------------------------------------



**TWISTED ARM BLADE SIGN BRACKET WITH FLEUR DE LIS FINIAL**  
Bring a bit of the New Orleans traditional style to your storefront! A steel twisted arm blade sign bracket with a classic fleur de lis at the end.

<b>26" Arm Length</b> 14" Ring Centers Sign width sizes: 18"-26" M3-TA26-PFF	<b>38" Arm Length</b> 22" Ring Centers Sign width sizes: 24"-34" M3-TA38-PFF	<b>50" Arm Length</b> 30" Ring Centers Sign width sizes: 36"-48" M3-TA50-PFF
---------------------------------------------------------------------------------------	---------------------------------------------------------------------------------------	---------------------------------------------------------------------------------------



**HAWTHORNE SCROLL TRUSS**  
Enjoy heavy duty sign hangers that don't skip on style with the Hawthorne Scroll Truss hanging sign bracket. For low ceiling clearances, the Hawthorne's flat upper bar makes for an easy fit.

<b>26" Arm Length</b> 12" Ring Centers 1152-26	<b>36" Arm Length</b> 14" Ring Centers 1152-36	<b>46" Arm Length</b> 22" Ring Centers 1152-46
------------------------------------------------------	------------------------------------------------------	------------------------------------------------------





## CEILING MOUNT BRACKETS

### PARISIAN BRACKET

Using graceful wrought iron scroll work a Parisian style sign bracket adds a striking visual appeal to your office or business.

<b>30" Length</b> 14" Ring Centers Sign width sizes: 18"-24" 340B-30	<b>40" Length</b> 22" Ring Centers Sign width sizes: 26"-36" 340B-40	<b>50" Length</b> 30" Ring Centers Sign width sizes: 34"-48" 340B-50
-------------------------------------------------------------------------------	-------------------------------------------------------------------------------	-------------------------------------------------------------------------------



### VERSAILLES BRACKET

With a graceful wrought iron scroll look the Versailles style sign bracket adds elegant visual appeal to the front of your business or professional location.

<b>30" Length</b> 14" Ring Centers Sign width sizes: 18"-24" 341B-30	<b>40" Length</b> 22" Ring Centers Sign width sizes: 26"-36" 341B-40	<b>50" Length</b> 30" Ring Centers Sign width sizes: 34"-48" 341B-50
-------------------------------------------------------------------------------	-------------------------------------------------------------------------------	-------------------------------------------------------------------------------



### LYON BRACKET

The Lyon Ceiling Mount sign bracket is the perfect solution for an oval sign. The Lyon mounts to any flat ceiling with a heavy duty 3" back plate. Black Powder Coat Finish.

<b>30" Length</b> 14" Ring Centers Sign width sizes: 18"-24" 342B-30	<b>40" Arm Length</b> 22" Ring Centers Sign width sizes: 26"-36" 342B-40	<b>50" Arm Length</b> 30" Ring Centers Sign width sizes: 34"-48" 342B-50
-------------------------------------------------------------------------------	-----------------------------------------------------------------------------------	-----------------------------------------------------------------------------------



### BORDEAUX BRACKET

Using a graceful split scroll design, the Bordeaux ceiling mount sign bracket adds attractive visual appeal to any business frontage or office.

<b>30" Arm Length</b> 14" Ring Centers Sign width sizes: 18"-24" 343B-30	<b>40" Arm Length</b> 22" Ring Centers Sign width sizes: 26"-36" 343B-40	<b>50" Arm Length</b> 30" Ring Centers Sign width sizes: 34"-48" 343B-50
-----------------------------------------------------------------------------------	-----------------------------------------------------------------------------------	-----------------------------------------------------------------------------------



## LOW CLEARANCE BRACKETS

### FLORENCE LOWER SCROLL BRACKET

Made with a 1" square tube steel shaft and a ball finial. Mounts to any flat post or wall with a heavy duty 3" back plate.

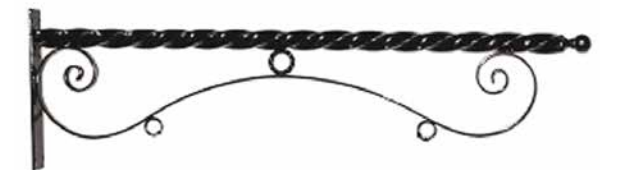
<b>33" Arm Length</b> 14" Ring Centers Sign width sizes: 18"-24" 381B-33	<b>43" Arm Length</b> 22" Ring Centers Sign width sizes: 30"-36" 381B-43	<b>53" Length</b> 30" Ring Centers Sign width sizes: 40"-46" 381B-53
-----------------------------------------------------------------------------------	-----------------------------------------------------------------------------------	-------------------------------------------------------------------------------



### LOWER SCROLL TWISTED ARM BRACKET

For the business owner wanting something fancier than a basic style, the Lower Scroll sign bracket can be the answer.

<b>29" Arm Length,</b> 14.5" Ring Centers, Sign width sizes: 22" M3-LSTA29	<b>48" Length,</b> 23.5" Ring Centers, Sign width sizes: 34" M3-LSTA48
-------------------------------------------------------------------------------------	---------------------------------------------------------------------------------



From simple to complex designs, companies should never underestimate the importance of a sign to reflect their products and services, capabilities and integrity.



# FIXED MOUNT SIGN BRACKETS



## BEL FORTE SIGN BRACKET WITH FRAMED (NON-SWINGING) SIGN

Bel Forte means "Beautiful Strength". Our Bel Forte bracket is the answer for a stationary sign concept that will give years of uninterrupted service.

**35" Arm Length**  
30" x 15" x 1" frame; 6" x 6" mounting plate  
**387B-35-3015-BF**



## MONTAMAR CHANNEL SIGN BRACKETS

Our Montamar sign bracket has a clean and modern take and can be customized to your sign blank's thickness.

**12-30" Arm Lengths**  
Made of 2" Square Steel Tubing  
.25" Channel **389B**



## REDONDO CHANNEL SIGN BRACKETS

The Redondo sign bracket is a sleek and modern method of displaying business signs. 2" tubular steel, .25" channel powder coated.

<b>18" Arm Length</b>	<b>24" Arm Length</b>	<b>30" Arm Length</b>
<b>388B-18</b>	<b>388B-24</b>	<b>388B-30</b>



## TORINO SIGN BRACKET WITH STATIONARY SIGN FRAME

Our Torino sign bracket is constructed with a frame to fit a non-swinging sign concept.

**40" Arm Length**  
Optional sign blank: 30" x 15" x 1"  
**370B-40-3015-FRM**



## MILANO SIGN BRACKET WITH MOUNTING BARS

Our Milano bracket, constructed with mounting tabs/bars for a non-swinging sign concept.

**30" Arm Length**  
3" x 12" backplate 1" x 15" mounting bars  
**371B-30-MTG**



## PALISADES LIGHTED SIGN BRACKET KIT

Lighted sign brackets are a great way to highlight your business in both office park settings and commercial areas.

<b>36" Arm Length</b>	<b>36" Arm Length</b>
<b>120V PAR 20 lights</b>	<b>50W Low voltage bullet lights</b>
<b>17" Mounting tab centers</b>	<b>17" Mounting tab centers</b>
<b>326B-36-WL-3015-B-PAR20</b>	<b>326B-36-WL-3015-B-MR16</b>



## BEL LARGO

Secure larger signs with our Bel Largo sign bracket, big meets beautiful.

**38" Arm Length**  
Secures a 30"W x 46"H x 1" thick sign blank  
**403B-1-3046**

# LIGHTED SIGN BRACKETS

Illuminate your message around the clock with sign brackets and low profile 120V bullet style light fixtures. Lets you shed light exactly where it's needed, with strength and simplicity—the winning combination that optimizes functionality and beauty.



## MILANO LIGHTED FIXED SIGN BRACKET

While the competition is left in the shadows, make your business sign shine on with the lighted Milano Arch blade sign bracket. This 40" bracket can be mounted on any wall or post to brilliantly display your sign, even after dark.

40" Arm Length  
371B-WL-40-FRM-LKIT  
30" Arm Length  
371B-WL-30-FRM-LKIT



## VERONA ILLUMINATA

Is made with 1.5" round steel tube and a 3" iron ball finial. This bracket is plumbed with wiring and to install directional bullet lights or gooseneck lights. 120V PAR20 or 50W low voltage lamps.

40" Arm Length 22" Ring Centers 373B-WL-40-LKIT	46" Length 22" Ring Centers 373B-WL-46-LKIT	58" Length 30" Ring Centers 373B-WL-58-LKIT
-------------------------------------------------------	---------------------------------------------------	---------------------------------------------------



## TORINO ILLUMINATA

Fabricated with a 1" square tube arm, and the beautiful scroll work is created with 1" wide flat steel. The bracket is plumbed to accept wires and to install directional bullet lights or gooseneck lights.

30" Arm Length 14" Ring Centers 370B-WL-30-LKIT	40" Length 22" Ring Centers 370B-WL-40-LKIT	50" Length 30" Ring Centers 370B-WL-50-LKIT
-------------------------------------------------------	---------------------------------------------------	---------------------------------------------------



## CLASSIC BRACKET

Constructed with 1.5" round tube steel, the decorative scrolls are formed with solid steel bar.

33" Arm Length 14" Ring Centers 377B-WL-BF-33-LKIT	43" Length 22" Ring Centers 377B-WL-BF-43-LKIT	53" Length 30" Ring Centers 377B-WL-BF-53-LKIT
----------------------------------------------------------	------------------------------------------------------	------------------------------------------------------



## TRIANGLE BALL WITH LIGHTS

Ensure that your sign is visible 24/7 by using our Triangle Ball lighted sign bracket kit to hang it.

30" Arm Length 14" Ring Centers 375B-WL-30-LKIT	40" Length 22" Ring Centers 375B-WL-40-LKIT	50" Length 30" Ring Centers 375B-WL-50-LKIT
-------------------------------------------------------	---------------------------------------------------	---------------------------------------------------

## CUSTOM LIGHTING SOLUTIONS

For solution-based sign and lighting customization, we begin with the fundamentals and improve on them. With the goal of any sign being to maximize customer awareness, design, load and lighting are critical. If you need modifications to ready-made brackets and lighting, **give us a call at 888-320-0627 today.**



## LOOKING FOR A CUSTOM ITEM THAT IS NOT IN OUR CATALOG ?

Visit us online at [www.SignBracketStore.com](http://www.SignBracketStore.com)

# BULLET LIGHTS & SIGN LIGHTING

## PAR20 120V STRAIGHT ARM SLEEK AND MODERN DIRECTIONAL BULLET SIGN LIGHTER

Commercial outdoor sign lighters are a necessity for any business. PAR20 bulb bullet lights illuminate your business signage so that it can be easily seen by potential clients.

Available Arm Lengths: 30", 36", 48" x 10.5"H  
Light(s): 3.5"Dia x 7.5"H  
SL8-PAR20BLTC



## CONTEMPORARY PAR20 SIGN LIGHT

Aluminum arm with (2) contemporary bullet style light fixtures that will add a modern touch to your wall mounted sign, awning or art piece.

Available Arm Lengths: 30", 36", 48" x 10.5"H  
Light(s): 3.5"Dia x 7.5"H  
SL8-PAR20BLTB



## STREAMLINE WALL MOUNT DOUBLE PAR20 SPOTLIGHT FIXTURE

A versatile choice of wall mounted spotlights for use indoors or outdoors for illuminating signage, menus, wall decor and anything else you might want to call attention to.

Overall: 28" x 19.5" x 7"  
D12-PAR20-DBL-24-BLK



## PAR20 120V MODERN STRAIGHT ARM DIRECTIONAL DOUBLE BULLET SIGN LIGHTER

Commercial sign lights can be hard to find—but not here! We're proud to offer this PAR20 modern double directional signage light.

Available Arm Lengths: 30", 36", 48" x 10.5"H  
Light(s): 3.5"Dia x 7.5"H, Light Spacing: 10.5"  
SL8-PAR20BLTD



## STREAMLINE WALL MOUNT SINGLE PAR20 SPOTLIGHT FIXTURE

The Streamline Wall Mount single PAR20 spotlight fixture is the perfect choice of spotlights for all types of sign lighting as well as for illuminating artwork and other items along a wall.

Overall: 31.5" x 6" x 4.5"  
D12-PAR20-SNGL-24



**T5**  
3 SIZES

- Cast aluminum with high impact acrylic lens ■ Weather resistant black powder coat finish
- Approved for outdoor use ■ Compact fluorescent lights use 75% less energy than INC



23" WIDE, 24WATT  
C5-FFL-24-T5HO-41K



34.5" WIDE 39 WATT  
C5-FFL-39-T5HO-41K



46.5" WIDE, 54 WATT  
C5-FFL-54-T5HO-41K



**T8**  
3 SIZES

- Cast aluminum with high impact acrylic lens ■ Weather resistant black powder coat finish
- Approved for outdoor use ■ Compact fluorescent lights use 75% less energy than INC



24" WIDE, 17 WATT  
C5-FFL-17-T8-41K



34.5" WIDE, 25 WATT  
C5-FFL-25-T8-41K



48" WIDE, 32 WATT  
C5-FFL-32-T8-41K



**LED**  
3 SIZES

- Cast aluminum with high impact acrylic lens ■ Weather resistant black powder coat finish
- Approved for outdoor use ■ Linear LED lights last up to 5x as long as regular fluorescents



23.5" WIDE, 18 WATT  
D12-LED-9400-BZ



47.63" WIDE, 37 WATT  
D12-LED-9402-BZ



94" WIDE, 80 WATT  
D12-LED-9408-BZ



# GOOSENECK LIGHTING

## SHADE OPTIONS

**Shade styles:** Angle, Warehouse, Barn Light, and Emblem.

All come with generous color options and infinite customization potential.

▪ [More shades available online](#)



18"L x 8.5"H Arm  
10" Angle Shade  
SL8-AE1-EM710



18"L x 8.5"H Arm  
14" Warehouse Shade  
SL8-AE1-WH514



18" x 8.5"H Arm  
16" Barn Light Shade  
SL8-AE1-BRN16

## NEED ASSISTANCE?

Looking for a custom item that is not on our website?  
Call us at 888-320-0627

## ALUMINUM GOOSENECK LIGHTING

Attractive and functional, Aluminum Gooseneck Lighting illuminates signage while adding curb appeal in the process. With a wide range of styles & colors to choose from, these handsome light fixtures mount directly on exterior walls to create brilliance personified!

▪ [Our best selling 10" Angle Shades / More shades & arm configurations available online](#)



18"L x 8.5" Arm  
10" Angle Shade  
SL8-AE1-ANG810



35.5"L x 13.5"H Arm  
10" Angle Shade  
SL8-AE2-ANG810



24.75"L x 14"H Arm  
10" Angle Shade  
SL8-AE3-ANG810



22.5"L x 7"H Arm  
10" Angle Shade  
SL8-AE6-ANG810



30" W x 13.25"H Arm  
10" Angle Shade  
SL8-AE8-ANG810



33.5"L x 15.5"H Arm  
10" Angle Shade  
SL8-AE5-ANG810

## FINISH OPTIONS

Color matched to any setting, powder coated finishes in over 20 colors provide added durability.

▪ [More colors available online](#)



SATIN ALUMINUM



WEATHERED COPPER



WHITE



BRONZE



BLACK



TEXTURED BLACK



GREEN



GALVANIZED



BRUSHED ALUMINUM



OIL RUBBED BRONZE



PAINTED STEEL



RAW COPPER



# COMMERCIAL BANNER BRACKETS



For highly effective low-cost signage, banners provide a lot of bang for the buck! And along with it, are commercial banner brackets that secure them. Mounting is made easy with a wide assortment of mounting systems, including:

- [Banner brackets for poles](#)
- [Wall banner brackets](#)
- [Ceiling mount banner brackets](#)
- [Assorted banner bracket hardware](#)

## WALL MOUNT BANNER BRACKETS

### STRAIGHT ARM WALL MOUNT

Includes: 1 top bracket and 1 bottom bracket.  
Arm Lengths: 20", 26", 32", 38"  
**310B-WM**

### STRAIGHT ARM BALL FINIAL

Includes: 1 top bracket and 1 bottom bracket.  
Arm Lengths: 20", 26", 32", 38"  
**310B-WM-BF**

## POLE MOUNT



### ONE-WAY BALL FINIAL BANNER BRACKET

<b>POLE TYPE</b>	<b>ARM LENGTH</b>
3", 4", 6" Square	20", 26", 32", 38"
3", 4", 6" Dia. Round	<b>310B-1WSET-BF</b>



### TWO-WAY BALL FINIAL BANNER BRACKET

<b>POLE TYPE</b>	<b>ARM LENGTH</b>
3", 4", 6" Square	20", 26", 32", 38"
3", 4", 6" Dia. Round	<b>310B-2WSET-BF</b>

## POLE MOUNT



### ONE-WAY IRON STRAIGHT ARM BANNER BRACKET

Add understated elegance while properly securing your banner with this Top and Bottom Finial banner bracket kit.

<b>POLE TYPE</b>	<b>ARM LENGTH</b>
3", 4", 6" Square	20", 26", 32", 38"
3", 4", 6" Dia. Round	<b>310B-1WSET</b>



### TWO-WAY IRON STRAIGHT ARM BANNER BRACKET

Each mounting bracket is designed to fit your specific pole shape, taper or diameter.

<b>POLE TYPE</b>	<b>ARM LENGTH</b>
3", 4", 6" Square	20", 26", 32", 38"
3", 4", 6" Dia. Round	<b>310B-2WSET</b>




## TRAPEZE WALL MOUNT & FLUSH MOUNT

We have trapeze styles available in wall mount, flush mount and pole mount. All can be ordered with a light kit so your message can be seen 24/7. Simply use the adjustable arm to achieve desired tension for a clear display.



**TRAPEZE BANNER BRACKET  
PROJECTING WALL MOUNT**

For 18", 24" or 36" banners  
303B-WM



**TRAPEZE BANNER BRACKET  
FLUSH WALL MOUNT**

For 18", 24" or 36" banners  
303B-FM


## TRAPEZE POLE MOUNT

Attach banner brackets to light poles using an attractive Trapeze Style One-Way Arm. This commercial-grade pole banner hardware is made from iron with a rust resistant powder coated finish.



**TRAPEZE BANNER  
ONE WAY BRACKET**

**POLE/POST SIZE OPTIONS**  
3", 4", 5", 6" Dia. Round  
3", 4", 5", 6" Square  
3", 4", 5", 6" Hex  
For 18", 24" or 36" banners  
303B-1WSET



**TRAPEZE BANNER  
TWO-WAY BRACKET**

**POLE/POST SIZE OPTIONS**  
3", 4", 5", 6" Dia. Round  
3", 4", 5", 6" Square  
3", 4", 5", 6" Hex  
For 18", 24" or 36" banners  
303B-2WSET



■ *Lighted option available on all styles of trapeze banner brackets*



## CITYSITE BANNER EXTERIOR BRACKETS

Banner Brackets are beautifully contoured to look integrated into the pole or post, giving the attention where it belongs... on the banner itself. The back of the bracket has a radius curve that aligns perfectly on most pole sizes.



**CITYSITE SINGLE SPAN BANNER BRACKETS**

**SINGLE SPAN**  
BB-100-KIT-18, fits 18" banner  
BB-100-KIT-24, fits 24" banner  
BB-100-KIT-30, fits 30" banner  
BB-100-KIT-36, fits 36" banner



**CITYSITE DUAL SPAN BANNER BRACKETS**

**DUAL SPAN**  
BB-200-KIT-18, fits two 18" banners  
BB-200-KIT-24, fits two 24" banners  
BB-200-KIT-30, fits two 30" banners  
BB-200-KIT-36, fits two 36" banners



## CITYSITE BANNER INTERIOR BRACKETS



**CITYSITE INTERIOR WALL MOUNT  
BANNER BRACKETS**

For 18", 24", 30" or 36" banners  
BB-CITYSITE-WM



**CITYSITE ANGLED BANNER BRACKETS**  
45 degree angle banner brackets for 18", 24", 30" or 36" banners  
BB-CITYSITE-ANG-WM



# POLE AND POST SOLUTIONS



## BUILD YOUR OWN POST SYSTEM. Choose your finial, post & base



### FINIALS

**BALL**  
for a 3" or 4" post  
CMC-TB3-BLK



**ACORN**  
for a 3" or 4" post  
M3-TAF8-X



**HORSEHEAD**  
for a 3" or 4" post  
M3-THF2-B



**FLAME**  
for a 3" or 4" post  
M3-TFF6-B



**PYRAMID**  
for a 3" or 4" post  
SC-TPF5-B



**GOLF BALL**  
for a 3" or 4" post  
M3-TGF11-B

Buy in quantity & save on shipping



A



B



C

### ALUMINUM POSTS

#### A. 3" DIAMETER ROUND POST

Commercial Grade .125" wall thickness, powder coated black  
8 Foot AM-3X125-8  
10 Foot AM-3X125-10\*  
12 Foot AM-3X125-12\*

#### B. 3" DIAMETER FLUTED POST

Commercial Grade .125" wall thickness, powder coated black  
8 Foot AM-3X125-8-FL  
10 Foot AM-3X125-10-FL\*  
12 Foot AM-3X125-12-FL\*

#### C. 3" SQUARE HEAVY DUTY POST

Commercial Grade, .25" wall thickness, powder coated black  
8 Foot AM-3SQ25-8  
10 Foot AM-3SQ25-10\*  
12 Foot AM-3SQ25-12\*

\*10-12 Foot ships with common carrier

### ARCHITECTURAL POST BASES



**10" CAST  
ALUMINUM POST  
BASE**  
9.875"H x 8.875"W  
for 3" post  
CMC-SB-10-3



**SQUARE BASE  
FOR 3 X 3 POST**  
Square base  
24"H x 8.5"W  
M3-DSB-3-B



**STANDARD SLIP  
OVER BASE FOR  
3" POLE**  
20"H x 7.5"W at  
base; for 3" post  
M3-LPSSB-20-3-X



**ARCHITECTURAL  
POST BASE**  
for a 3" or 4" post  
CMC-SFB-24-3-BLK



**CAST ALUMINUM  
POST BASE**  
for a 3" or 4" post  
S19-OPB-CL-25H



**DECORATIVE  
POST BASE**  
for a 3" or 4" post  
M3-SDB-26-4-B

## CUSTOM GRADE READY MADE

Creating custom solutions from ready made products is our specialty. We help turn heads with unique finials, aluminum posts and architectural post bases.


Call us today at 888-320-0627.



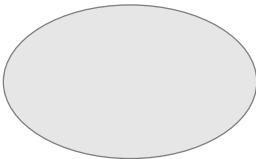
# SIGN BLANKS

## CELLULAR PVC BLANKS

Optional Edges Include: Frame, Bullnose and Combination



**ROUND PVC SIGN BLANK**  
26" Dia. AB100-C26-100  
36" Dia. AB100-C36-100  
46" Dia. AB100-C46-100



**OVAL PVC SIGN BLANK**  
26"W x 17"H AB100-V2617  
36"W x 24"H AB100-V3624  
46"W x 30"H AB100-V4630



**SQUARE PVC SIGN BLANK**  
26"W x 26"H AB100-S26-DBSE-2F  
36"W x 36"H AB100-S36-DBSE-2F  
46"W x 46"H AB100-S46-DBSE-2F



**RECTANGLE PVC SIGN BLANK**  
26"W x 13"H AB100-R2613-DBSE-2F  
26"W x 18"H AB100-R2618-DBSE-2F  
36"W x 18"H AB100-R3618-DBSE-2F  
36"W x 24"H AB100-R3624-DBSE-2F  
46"W x 23"H AB100-R4623-DBSE-2F  
46"W x 30"H AB100-R4630-DBSE-2F

## ALUMINUM BLANKS

Commercial grade Aluminum Sign Blanks with durable thickness range from 0.63 to 0.80, are perfect for light-duty indoor signage, as directionals, and for retail storefronts. Easily hang from decorative sign brackets, ceilings or flush from walls.



**RECTANGULAR ALUMINUM SIGN BLANK**  
14"W x 7"H x 0.63" Thick AB400-R1407  
20"W x 10"H x 0.63" Thick AB400-R2010  
22"W x 12"H x 0.63" Thick AB400-R2212  
34"W x 14"H x 0.80" Thick AB400-R3414  
44"W x 16"H x 0.80" Thick AB400-R4416



**OVAL ALUMINUM SIGN BLANK**  
16"W x 11"H x 0.80" Thick AB400-V1611  
22"W x 14"H x 0.80" Thick AB400-V2214  
33"W x 22"H x 0.80" Thick AB400-V3322  
46"W x 30"H x 0.80" Thick AB400-V4630



**OVAL ALUMINUM COMPOSITE SIGN BLANK**  
Composite material is sandwiched between 2 thin powder coated aluminum sign blanks; lightweight yet durable.  
AB500-BE  
16", 26", 36", 46"



**OVAL POLY METAL SIGN BLANK**  
Each sign is made with moisture resistant materials to prevent damage or corrosion due to outdoor conditions. Custom shapes and sizes are available.  
16", 26", 36", 46"  
AB500-POLY

## POST & PANEL SYSTEMS

We carry several kinds of Post and Panel sign systems—from Cellular PVC wrapped wood, aluminum, and wrought iron in classic and contemporary designs. Available in many standard shapes and sizes, and fully customizable. Decorative accessories also available.



**TORINO SIGN POST SYSTEM**  
30" arm, 8' tall (3" Dia.) direct burial post, and a 24" slip-over base. Available with custom arm & pole lengths.  
325B-SO-910A



**PREMIUM CAST "S" SCROLL POST SYSTEM**  
30" arm, 8' tall (3" Dia.) direct burial post and 24" slip-over base. Available with custom arm & pole lengths.  
325B-SO-911A-x



**PREMIUM DECORATIVE SIGN MOUNT SYSTEM**  
12" x 12" slip-over sign mount, 8' tall (3" Dia.) direct burial post and 24" tall solid fluted base.  
325B-SO-912A-12x12



**MILANO ARM POST SYSTEM**  
Includes a 30" Arm Milano post style bracket and a 8' tall 3" square direct burial iron post with top ball finial.  
371P-PM-30



**DECORATIVE SIGN HOLDER SYSTEM**  
Detailed scroll sign holder with a 18" x 24" blank, 6' tall (3" Dia.) direct burial post and a 24" slip-over base.  
320B-1824



**TWISTED ARM BLADE SIGN BRACKET FOR 3" POST**  
Our aluminum Twisted Arm blade sign bracket can now be mounted to a round post. Lengths: 29", 40", 52"  
M3-PM-TA

**CUSTOM SHAPES AVAILABLE** Call us at 888-320-0627



# SIGN ACCESSORIES


## DIRECT SIGN MOUNTS

Direct Sign Mounts are an inexpensive way to flag mount a sign to designate a conference room, restroom, or office area. Direct Sign Mounts can be installed from a ceiling, a wall, or on top of a desk or counter. Available in 9 standard sizes, with holes pre-drilled in the base and set screws in place to secure the substrate. They are made from aluminum, and can be easily painted or powder coated.



### PRODUCT FEATURES

- Available in a variety of lengths
- Perfect for interior signage
- Allows a sign to hang perpendicular from the wall



For 1/8" Thick Substrates		For 1/4" Thick Substrates	
DSM-18-3	3" Direct Sign Mount	DSM-14-3	3" Direct Sign Mount
DSM-18-3-WB	3" Direct Sign Mount with 3" x 112" PVC Sign Blank	DSM-14-3-WB	3" Direct Sign Mount with 3" x 12" PVC Sign Blank
DSM-18-4	4" Direct Sign Mount	DSM-14-4	4" Direct Sign Mount
DSM-18-4-WB	4" Direct Sign Mount with 4" x 12" PVC Sign Blank	DSM-14-4-WB	4" Direct Sign Mount with 4"x12" PVC Sign Blank
DSM-18-6	6" Direct Sign Mount	DSM-14-6	6" Direct Sign Mount
DSM-18-6-WB	6" Direct Sign Mount with 6"x 10" PVC Sign Blank	DSM-14-6-WB	6" Direct Sign Mount with 6"x10" PVC Sign Blank
DSM-18-8	8" Direct Sign Mount	DSM-14-8	8" Direct Sign Mount
DSM-18-8-WB	8" Direct Sign Mount with 8" x 12" PVC Sign Blank	DSM-14-8-WB	8" Direct Sign Mount with 8" x 12" PVC Sign Blank
DSM-18-10	10" Direct Sign Mount	DSM-14-10	10" Direct Sign Mount
DSM-18-10-WB	10" Direct Sign Mount with 10"x 14" PVC Sign Blank	DSM-14-10-WB	10" Direct Sign Mount with 10"x14" PVC Sign Blank
DSM-18-12	12" Direct Sign Mount	DSM-14-12	12" Direct Sign Mount
DSM-18-12-WB	12" Direct Sign Mount with 12" x 16" PVC Sign Blank	DSM-14-12-WB	12" Direct Sign Mount with 12" x 16" PVC Sign Blank
DSM-18-18	18" Direct Sign Mount	DSM-14-18	18" Direct Sign Mount
DSM-18-18-WB	18" Direct Sign Mount with 16" x 18" PVC Sign Blank	DSM-14-18-WB	18" Direct Sign Mount with 16" x 18" PVC Sign Blank
DSM-18-24	24" Direct Sign Mount	DSM-14-24	24" Direct Sign Mount
DSM-18-24-WB	24" Direct Sign Mount with 18" x 24" PVC Sign Blank	DSM-14-24-WB	24" Direct Sign Mount with 18" x 24" PVC Sign Blank
DSM-18-36	36" Direct Sign Mount	DSM-14-36	36" Direct Sign Mount
DSM-18-48	48" Direct Sign Mount	DSM-14-48	48" Direct Sign Mount

# MOUNTING ACCESSORIES

## CLEAT HANGERS & FRENCH CLEATS

Aluminum Cleat Hangers or Z-Clips make mounting heavy objects on a wall a little easier. Sold in a two piece set, one cleat hanger is mounted to the wall, and the other to the object that needs to be hung. For jobs light to heavy duty, cleat hangers provide hidden support for wall signs and more.



Light Duty Cleat Hanger		Medium Duty Cleat Hanger		Heavy Duty Cleat Hanger	
CH-316-2IN	2" cleat hanger set, two holes	CH-14-2.5IN	2.5" cleat hanger set, two holes	CH-38-2.5IN	2.5" cleat hanger set, two holes
CH-316-6IN	6" cleat hanger set, two holes	CH-14-6IN	6" cleat hanger set, two holes	CH-38-6IN	6" cleat hanger set, two holes
CH-316-1FT	1 foot cleat hanger set, holes every 8"	CH-14-1FT	1 foot cleat hanger set, holes every 8"	CH-38-1FT	1 foot cleat hanger set, holes every 8"
CH-316-2FT	2 foot cleat hanger set, holes every 8"	CH-14-2FT	2 foot cleat hanger set, holes every 8"	CH-38-2FT	2 foot cleat hanger set, holes every 8"
CH-316-4FT	4 foot cleat hanger set, holes every 8"	CH-14-4FT	4 foot cleat hanger set, holes every 8"	CH-38-4FT	4 foot cleat hanger set, holes every 8"
CH-316-6FT	6 foot cleat hanger set, holes every 8"	CH-14-6FT	6 foot cleat hanger set, holes every 8"	CH-316-6FT	6 foot cleat hanger set, holes every 8"
CH-316-8FT	8 foot cleat hanger set, holes every 8"	CH-14-8FT	8 foot cleat hanger set, holes every 8"	CH-316-8FT	8 foot cleat hanger set, holes every 8"

See our complete line of products at: [WWW.SIGNBRACKETSTORE.COM](http://WWW.SIGNBRACKETSTORE.COM)



# UNIQUE SOLUTIONS

## POLE MOUNT SIGN HARDWARE



**ONE SIDED SIGN CLAMP**  
1.5" - 4"  
P16-1SC



**TWO SIDED SIGN CLAMP**  
1.5" - 2.5"  
P16-2SC



**2.375" ROUND CENTER MOUNT SIGN BRACKET DOUBLE-SIDED**  
D5-RP-CM-238-45-2



**2.375" ROUND CENTER MOUNT SIGN BRACKET SINGLE-SIDED**  
D5-RP-CM-238-45



**2.375" ROUND POST TOP 5" SIGN MOUNT BRACKET**  
D5-RPT-238-55



**2.375" POST MOUNT BRACKET 4" L**  
D5-HR-238-4



**2.375" POST MOUNT BRACKET 7" L**  
D5-HR-238-7



**SINGLE BOLT STRAP BRACKET - Small Dia. Poles**  
D5-SS-SSB-RND2-4




**SINGLE BOLT STRAP BRACKET - LARGE DIA. POLES**  
Manufactured using high strength stainless steel and metal forming technology that adds reinforced ribbing for additional strength.  
D5-SS-SSB-RND4L



**SIGN HARDWARE KIT**  
Stainless steel with black oxide finish. Kit includes:  
(4) 1.5" "S" hooks,  
(1) foot of #12 jack chain and  
(2) 4" x .312" lag eye bolts.  
SS-KIT-8



**CHAINLINK FENCE MOUNTING BRACKETS**  
I-CLB



SLIP OVER DIRECT SIGN MOUNT, ARCHITECTURAL BASE, ROUND ALUMINUM POLE AND BALL FINIAL



**SLIP OVER DIRECT SIGN MOUNT**  
Need an attractive, yet simple street sign installation method? Sign Bracket Store Slip Over Street Sign Brackets for 3" poles are an elegant and unobtrusive option. The bracket slips over any standard 3" pole screws in place. 3" Dia. x 7" H  
2201-SO-ST-SGN

**We are dedicated** to meeting all your signage and lighting needs.

From superior ready made products to exceptional custom capabilities unlike anyone else in the marketplace, we stand by both our product quality and resourceful service.

See our complete line of products at: [WWW.SIGNBRACKETSTORE.COM](http://WWW.SIGNBRACKETSTORE.COM)





**SIGN BRACKET STORE**

6056 Corte Del Cedro | Carlsbad, CA 92011

**WWW.SIGNBRACKETSTORE.COM**

# GET YOUR DISCOUNT CODE

Call 1-888-320-0627 or email [sales@SignBracketStore.com](mailto:sales@SignBracketStore.com)

## MAKE US YOUR TRUSTED BUSINESS PARTNER

Our most popular products  
are in-house and ready to ship

Customizations are our specialty

We offer trade discounts,  
quick turn-arounds and  
prompt customer service

