




INSTALLATION & OPERATING DATA

MAGNETIC PROXIMITY SWITCH



INSTALLATION & OPERATING DATA



contents...

	page
1 APPLICATION	2
2 PRINCIPLE OF OPERATION	2
3 INSTALLATION	2
4 DIMENSIONS	3
5 TECHNICAL DETAILS	3
6 ELECTRICAL DETAILS	3
7 PRECAUTIONS	3
8 ACCESSORIES	3

TUNNELS
•
MINING
•
CONVEYOR
CONTROL

INSTALLATION & OPERATING DATA

1 APPLICATION



Heavy duty limit switch on machines and haulages, allowing positioning, counting, proving, etc.
 It can also be used with existing Intrinsically Safe circuits.

2 PRINCIPLE OF OPERATION

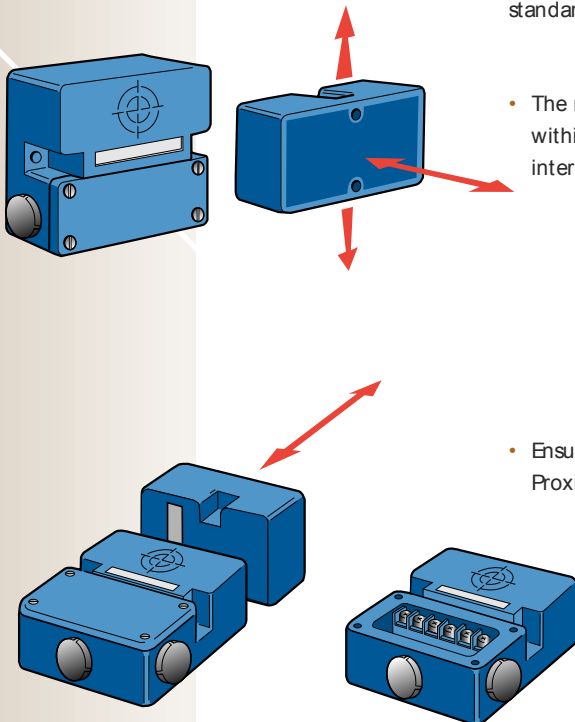
The unit houses electrically isolated magnetic reed switches which operate when a magnet approaches the operating face.

The TX1004 has two changeover contacts.

No external power supply is required.

3 INSTALLATION

The TX1004 Magnetic Proximity Switch should be used in conjunction with a standard Trolex Operating Magnet (Order Ref. TX1080).



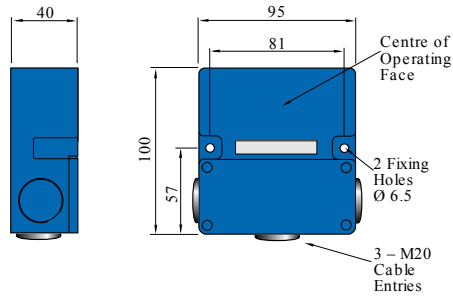
- The magnet should be positioned to move only in directions shown and within the distances specified (lateral traverse of the magnet may cause intermittent operation).

- Ensure that the centre of the magnet is coincident with the centre of the Proximity Switch.

INSTALLATION & OPERATING DATA



4 DIMENSIONS



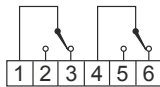
ALL DIMENSIONS IN MM

5 TECHNICAL DETAILS

Temperature Limits:	-20...100°C.
Protection Classification:	Dust and waterproof to IP65.
Sensing Principle:	Magnetic reed contacts (2 pole changeover).
Operating Distance:	60mm nominal with TX1080 Magnet.
Housing Material:	Glass reinforced polycarbonate.
Electrical Connection:	M4 barrier terminals.
Nett Weight:	0.5Kg.

6 ELECTRICAL DETAILS

Connections: Contact Rating: 500V dc, 0.5A, 30W max.



The contacts are suitable for the switching of small inductive loads such as control relays. Contact protection must be provided to ensure these instantaneous ratings are not exceeded, especially during any peak in-rush or surge conditions.

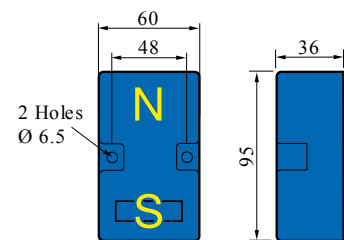
7 PRECAUTIONS

Contact protection must be provided to ensure these instantaneous ratings are not exceeded especially during any in-rush or surge conditions.

8 ACCESSORIES

TX1080 OPERATING MAGNET

Dual Pole Magnet giving high operating distance when used with Magnetic Proximity Switches.



TROLEX LIMITED
 NEWBY ROAD, HAZEL GROVE, STOCKPORT,
 CHESHIRE SK7 5DY, UK
+44 (0)161 483 1435
sales@trolex.com
www.trolex.com