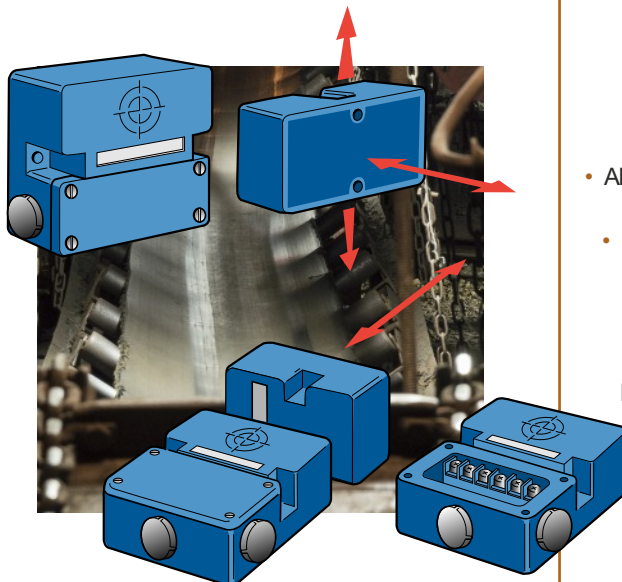


MAGNETIC PROXIMITY SWITCH



HEAVY DUTY PROXIMITY SWITCH actuated by operating magnet

TUNNELS
•
MINING
•
CONVEYOR CONTROL



versatile

- Large operating distance.
- Choice of operating magnets.
- Allows positioning, counting, proving, etc. on machines and haulages.
- Can be used with existing Intrinsically Safe circuits.

easy-to-use

Isolated magnetic reed output contacts – no power supply necessary.

robust

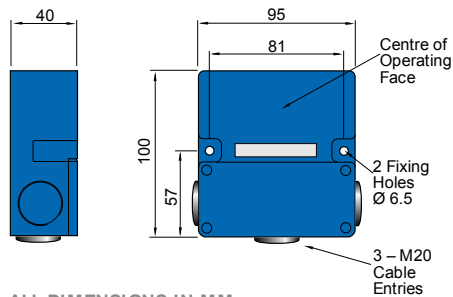
Integral terminal box with large terminals – dust and waterproof.



OPERATING DATA

technical details...

Temperature Limits:	-20 to +100°C
Protection Classification:	Dust and waterproof to IP65
Sensing Principle:	Magnetic reed contacts (2 pole changeover)
Operating Distance:	60 mm nominal with TX1080 Magnet
Housing Material:	Glass reinforced polycarbonate
Electrical Connection:	M4 barrier terminals
Nett Weight:	0.5 kg
Dimensions:	

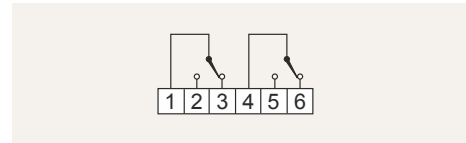


ALL DIMENSIONS IN MM

electrical details...

Contact Rating:	500 V dc max, 0.5 A max, 30 W max *
-----------------	---

Contact Operation:



The contacts are suitable for direct switching of small inductive loads such as control relays. Contact protection must be provided to ensure that these instantaneous ratings are not exceeded, even during any peak in-rush or surge conditions which may be present in the circuit.

* The product of voltage and current switched should not exceed the wattage rating.

order reference...

TX1004 MAGNETIC PROXIMITY SWITCH

