

Creating Your Applicant Portal Account

1. Go go to: <https://ism-sabis.myschoolapp.com/app#login/apply> and click "Create Account."

Create an Account

First time here? Create an account to apply online and stay connected with the school throughout the process.

[Create Account](#)

Already have an account?

Username

Next

[Forgot login or First time logging in?](#)

2. Complete the Account Set Up Web Form. The candidate is the child's name, while the adult account holder is the parent/legal guardian. Click "Create Account."

Create an Account

Enter the following required information to continue. This account is meant to be created by an adult family member.

* Candidate First Name

* Candidate Last Name

Candidate Preferred Name

* Candidate Date of Birth

* Entering Year

2021 - 2022

* Entering Grade

-- Select an Option --

Adult Account Holder

* Your First Name

* Your Last Name

* Your Email

* Relationship To Candidate

-- Select an Option --

* Your Username or Email

I'm not a robot

* I agree to terms of use and privacy and to comply with COPPA, I affirm that I am 13 years or older.

Create Account

3. Check your email for account confirmation and a link to set your log-in password

From: Admission Team <ism_sabis@myschoolapp.com>
Date: [REDACTED]
To: [REDACTED]
Subject: Password Request URL
Reply-To: admissions@ism-sabis.net

Hello ,

We received a request for your password to access the International School of Minnesota website.

Use the URL displayed below to complete the password setting process.

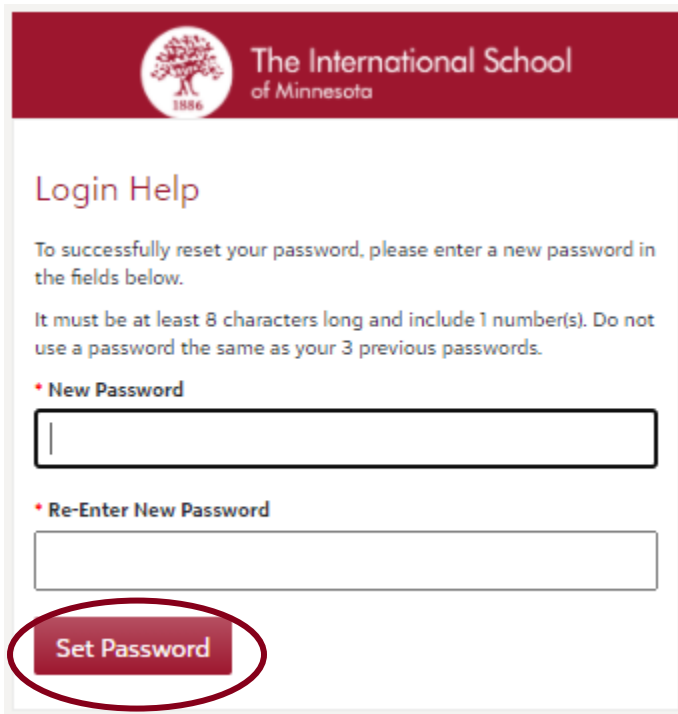
Password Reset URL: <https://ism-sabis.myschoolapp.com/app/?pk=CC6C58E49BF3#login/reset/apply>

If you did not request to receive your password, please disregard this e-mail.


Thank You

*Do not reply to this e-mail. Any replies to this e-mail address will not be received.

4. Select your new password.



The screenshot shows a web form for password reset. At the top is a red header with the school's logo and name. Below the header, the title "Login Help" is displayed. The main text instructs the user to enter a new password in the provided fields, noting that it must be at least 8 characters long and include a number. There are two input fields: "New Password" and "Re-Enter New Password". A red oval highlights the "Set Password" button at the bottom of the form.

 The International School
of Minnesota

Login Help

To successfully reset your password, please enter a new password in the fields below.

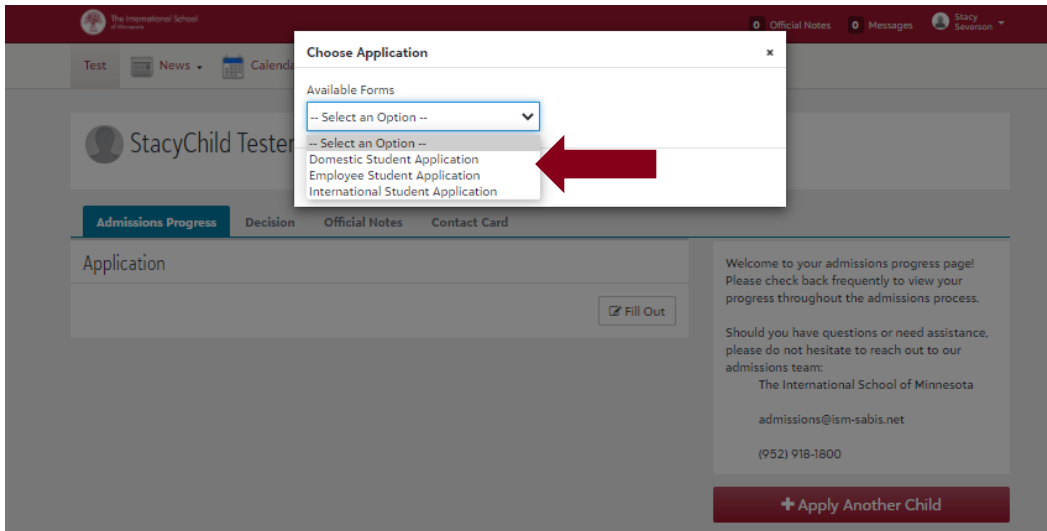
It must be at least 8 characters long and include 1 number(s). Do not use a password the same as your 3 previous passwords.

* New Password

* Re-Enter New Password

Set Password

5. Select the appropriate application from the drop down menu displayed. Families living in the U.S will complete the domestic application while families living outside the U.S with a child who will need a Student Visa, should complete the international application.



6. Select "Next" to start the application. You will receive a confirmation upon submission of the application, and a member of the admissions team will contact you to guide you through the admissions requirements.

