Cohesive Solutions
A BENTLEY COMPANY

Maximo 7.6.1.2 Enhancements

Sept 16, 2020

Presenting Today from Cohesive Solutions



Tori Foley – Maximo Consultant

Matt Logsdon – EVP

Confidential & Proprietary – Copyright 2020

Cohesive Solutions
A BENTLEY COMPANY

IBM Released Maximo 7.6.1.2 on July 24, 2020

Confidential & Proprietary – Copyright 2020

Cohesive Solutions
A BENTLEY COMPANY

Maximo EAM Release Lifecycle Timeline

7.6.0 Announced December 2014 – proposed EOS effective date September 2021

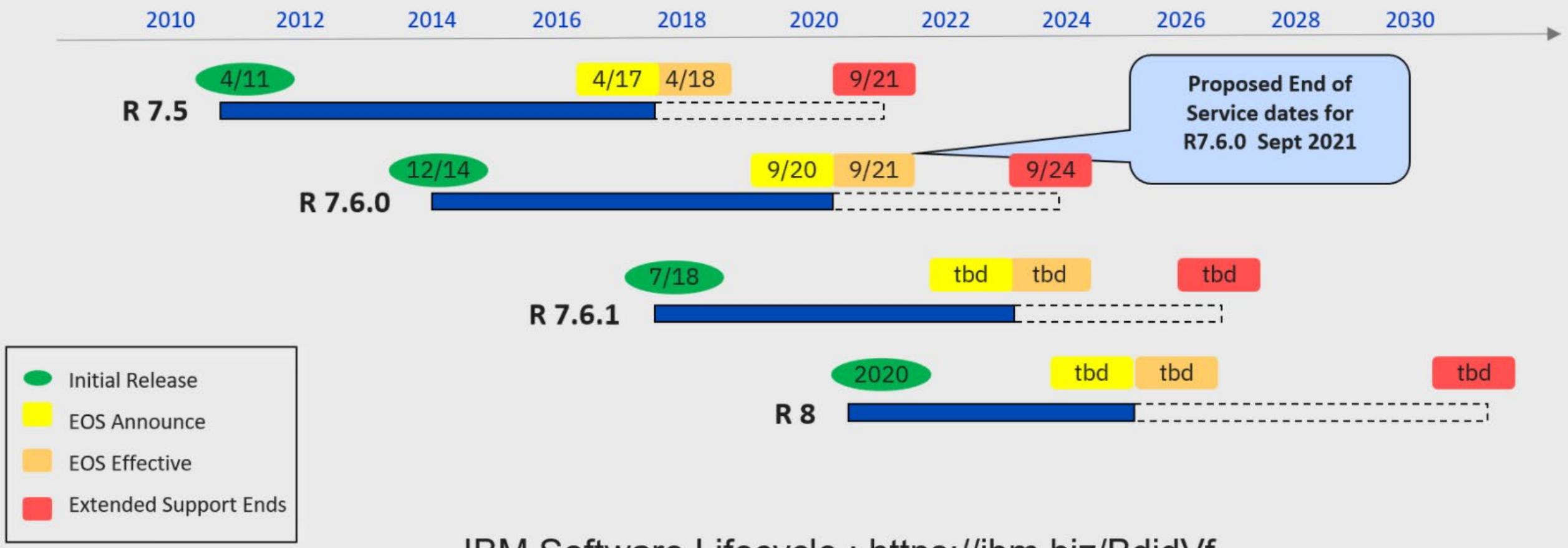

IBM Software Lifecycle : https://ibm.biz/BdidVf

Notice: IBM's statements regarding its plans, directions, and intent are subject to change or withdrawal at IBM's sole discretion. Information regarding potential future products is intended to outline our general product direction and it should not be relied on in making a purchasing decision. The information mentioned regarding potential future products is not a commitment, promise, or legal obligation to deliver any material, code or functionality. Information about potential future products may not be incorporated into any contract. The development, release, and timing of any future features or functionality described for our products remains at our sole discretion.

Maximo 7.6.1

Core Solution

Maximo
EAM

SaaS Solution

Maximo
EAM SaaS Dedicated

Maximo EAM SaaS Public
(multi-tenant)

Industry Solutions

- **Maximo for Transportation**
- **Maximo for Nuclear** — Cal
- **Maximo for Life Sciences** — Cal
- **Maximo for Utilities** — Spatial
- **Maximo for Oil & Gas** — HS&E
- **Maximo for Aviation**
- **Maximo for Civil Infrastructure**

Add-on Solutions

- **Maximo** Scheduler
- **Maximo** Service Provider (managed/internal)
- **Maximo** Asset Configuration Manager
- **Maximo** Spatial
- **Maximo** Anywhere
- **Maximo** Health, Safety & Environment
- **Maximo** Scheduler Optimization
- **Maximo** ERP Adapter for SAP
- **Maximo** ERP Adapter for Oracle
- **Maximo** Calibration
- **Maximo** Linear
- **Maximo** Archiving

Integrations

- **IBM** Cognos Analytics
- **IBM** Control Desk
- **Maximo** Safety
- **Maximo** MRO Inventory Optimization
- **Maximo** Monitor
- **Maximo** Health
- **Maximo** Predict
- **Maximo** Assist (AI/AR)

Maximo 7.6.1

All this will be called:

Maximo
Manage

(released as part of IBM's "**Maximo Application Suite**" V8)

Integrations

IBM Cognos Analytics	**IBM** Control Desk	**Maximo** Safety	**Maximo** MRO Inventory Optimization

Maximo Monitor	**Maximo** Health	**Maximo** Predict	**Maximo** Assist (AI/AR)

Maximo Application Suite Products

Maximo 7.6.1.2

- 600 APARs (Authorized Program Analysis Report) Addressed

Application	# of APARs Addressed
Work Order Tracking	52
Graphical Scheduling	47
Graphical Assignment	32
All Applications	30
System User Interface	26
Assets	17
Service Requests	16
Purchase Orders	15
Work Execution	15
Report	14
System Object	13
Start Center	12
Integration Modules	11
System Object Security Scans	10

Confidential & Proprietary – Copyright 2020

Two Maximo User Interfaces

Maximo

Classic

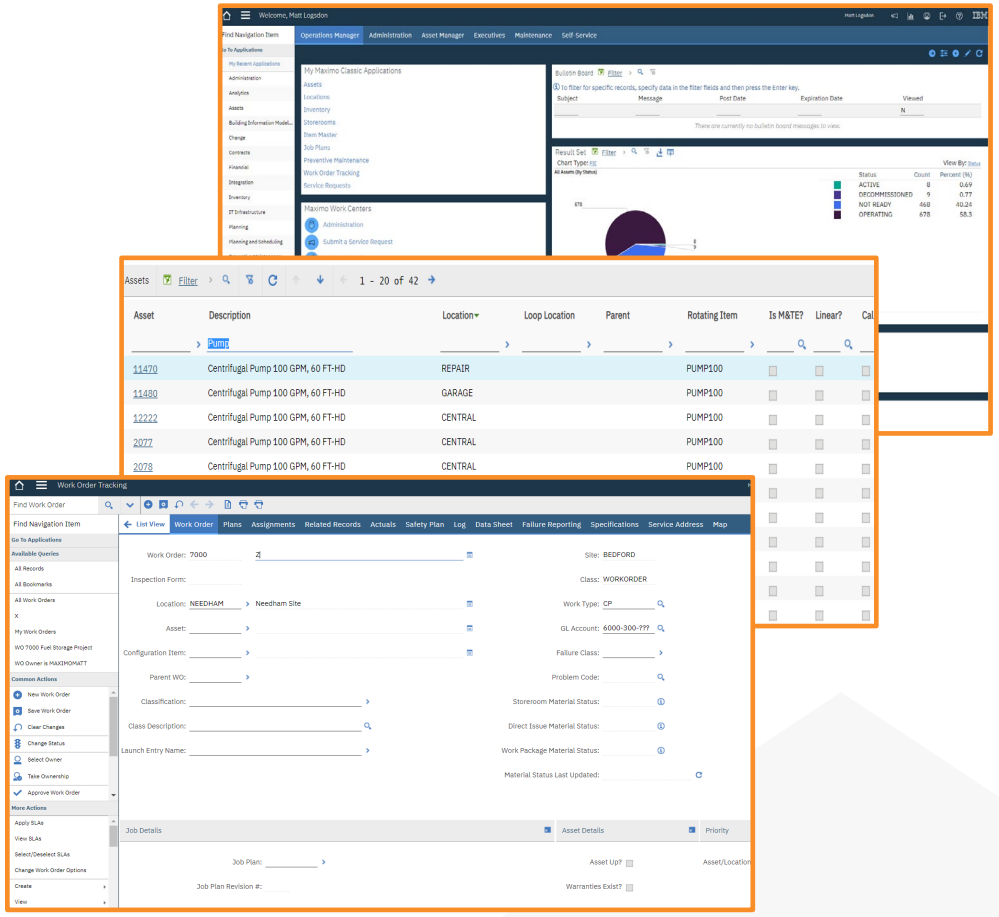

Work Centers

Confidential & Proprietary – Copyright 2020

Cohesive Solutions
A BENTLEY COMPANY

Architecture Comparison

Maximo Work Centers

html

Maximo Classic

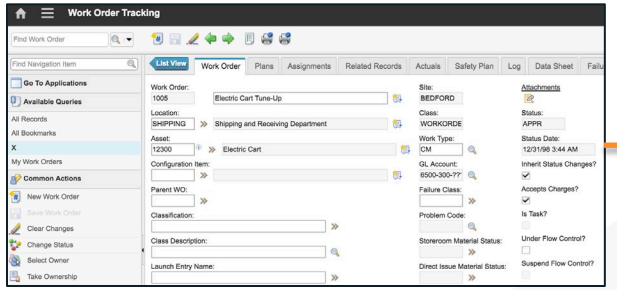

html

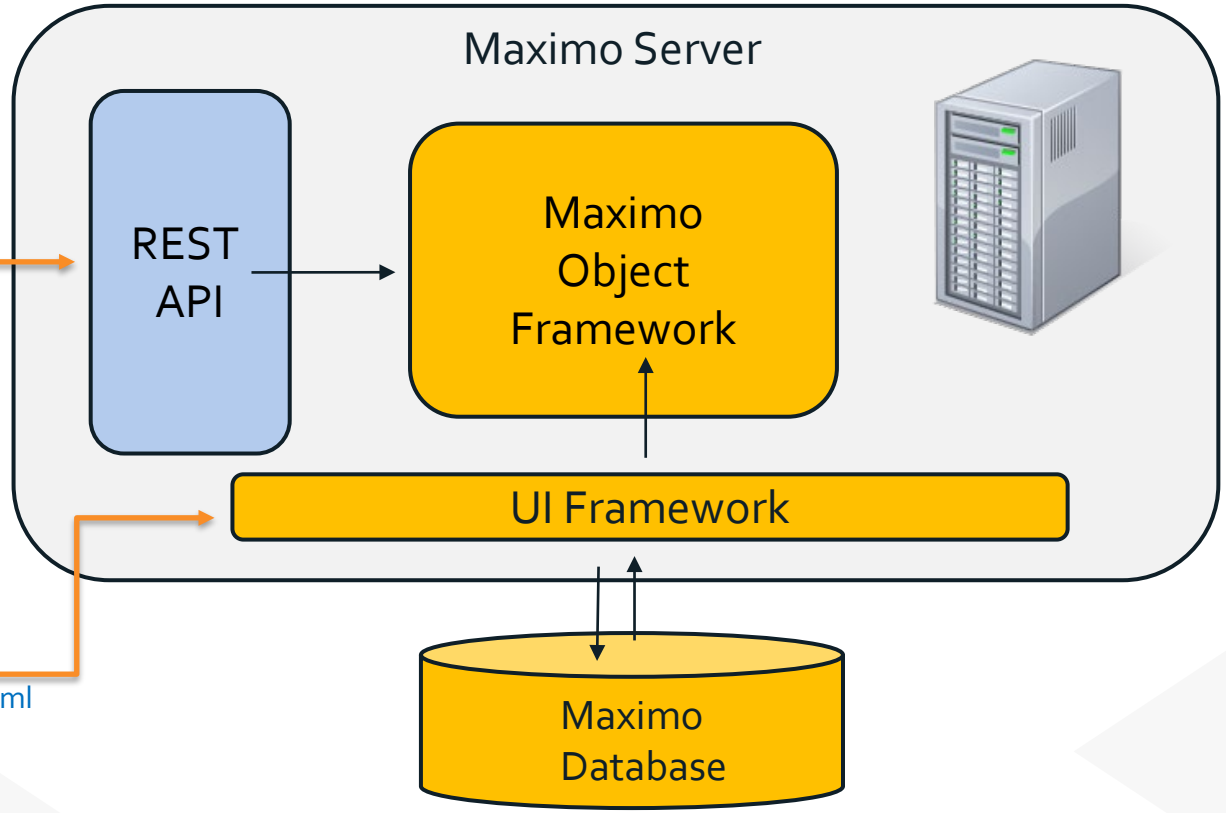

Confidential & Proprietary – Copyright 2020

Cohesive Solutions
A BENTLEY COMPANY

Cohesive Solutions
A BENTLEY COMPANY

Enhancements to Maximo **Classic** Applications

1. Add Multiple Attachments
2. New Drilldown Capability
3. Storeroom Hierarchies
4. Push Notification Administration
5. Set or Modify E-Signature Key to User Profile
6. Embedded Email Images Support
7. Importing Data from IBM's Digital Twin Exchange

Cohesive Solutions
A BENTLEY COMPANY

Enhancements to Maximo **Work Center** Applications

1. **Design Mode for Work Centers**
2. **Work Center Administration Enhancements**
   a. Service Request Default Properties
   b. Guest URL Set Up
   c. IOT Connector Tab
3. **Work Execution**
   a. Support for Multiple Assets & Locations
   b. Task Sequence Displayed on Card
   c. Ability to Add Classification to Work Orders
   d. Report Work Icon Displayed on Every Card for APPR Work Orders
   e. Ability to Report Time/Labor for Others
   f. Ability to Complete Work for the Crew Provided you are a member of the Crew.
   g. New E-Sig Options
4. **Work Execution & Work Supervision**
   a. Ability to set Default Work Order Status
   b. URL Attachment Support
   c. Enhanced Service Address Capability
5. **Work Supervision**
   a. Ability to Make Crew Assignments
6. **Inventory Work Center Enhancements**
   a. Pick & Stage Capability
   b. Barcode Enablement

Cohesive Solutions
A BENTLEY COMPANY

Add Multiple Attachments

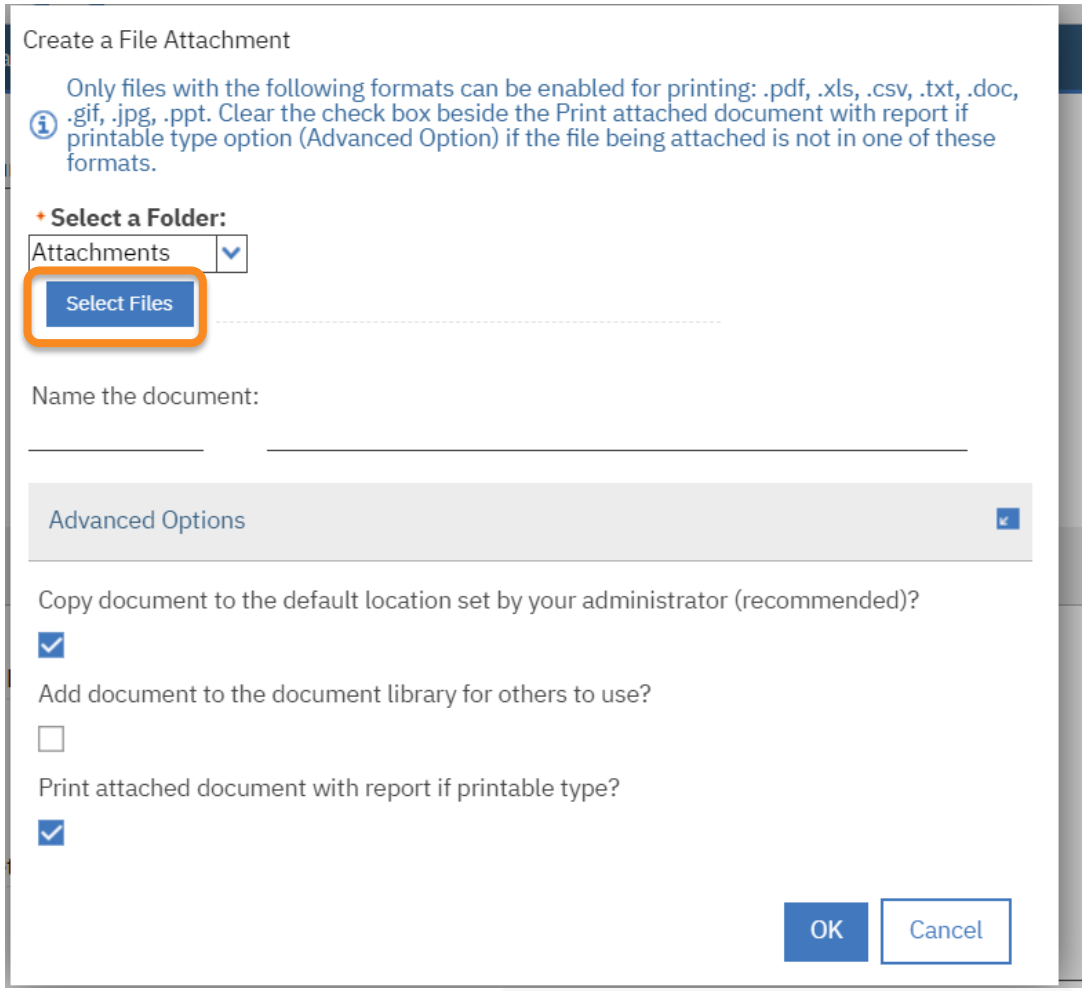

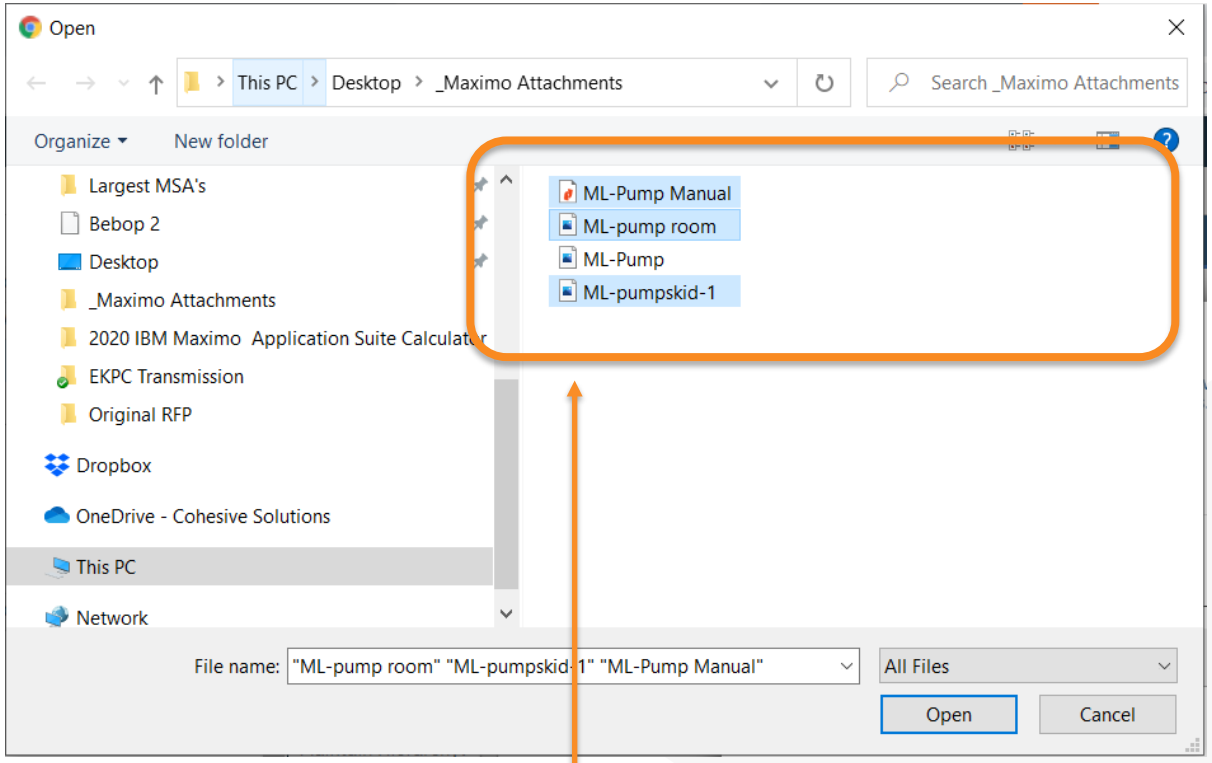

Select Multiple Files

Confidential & Proprietary – Copyright 2020

New Drilldown Capability

In 7.6.1.1 and older

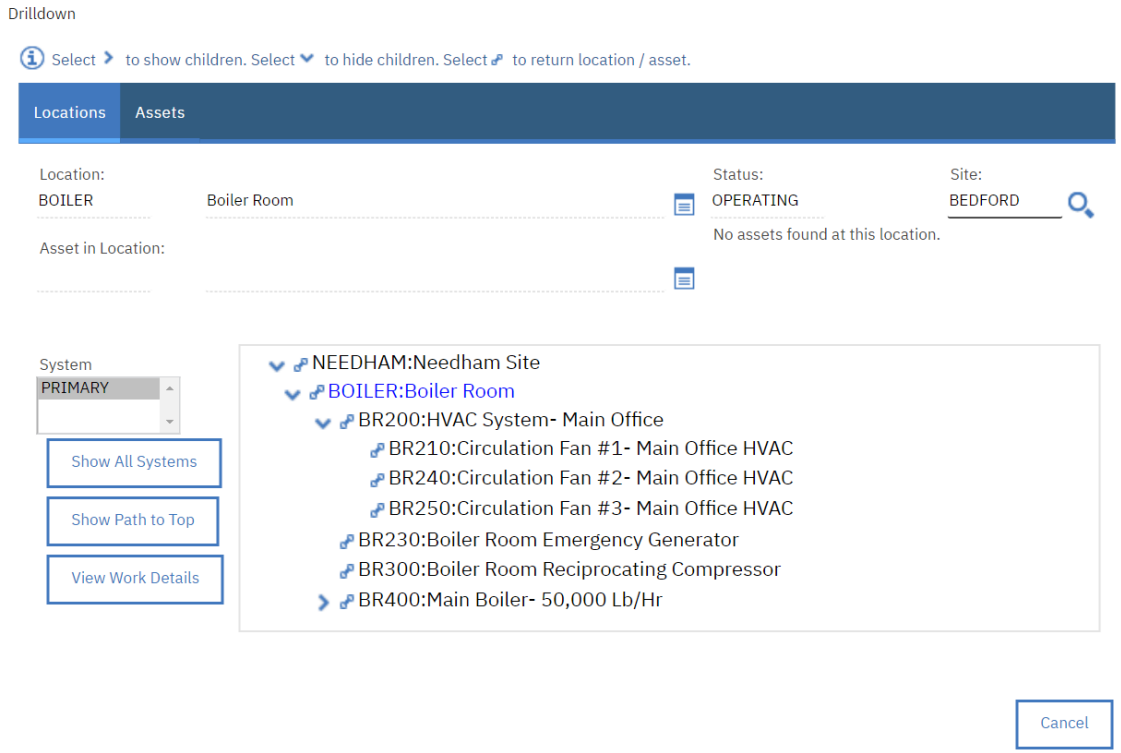

Optional New Drilldown in 7.6.1.2 and beyond

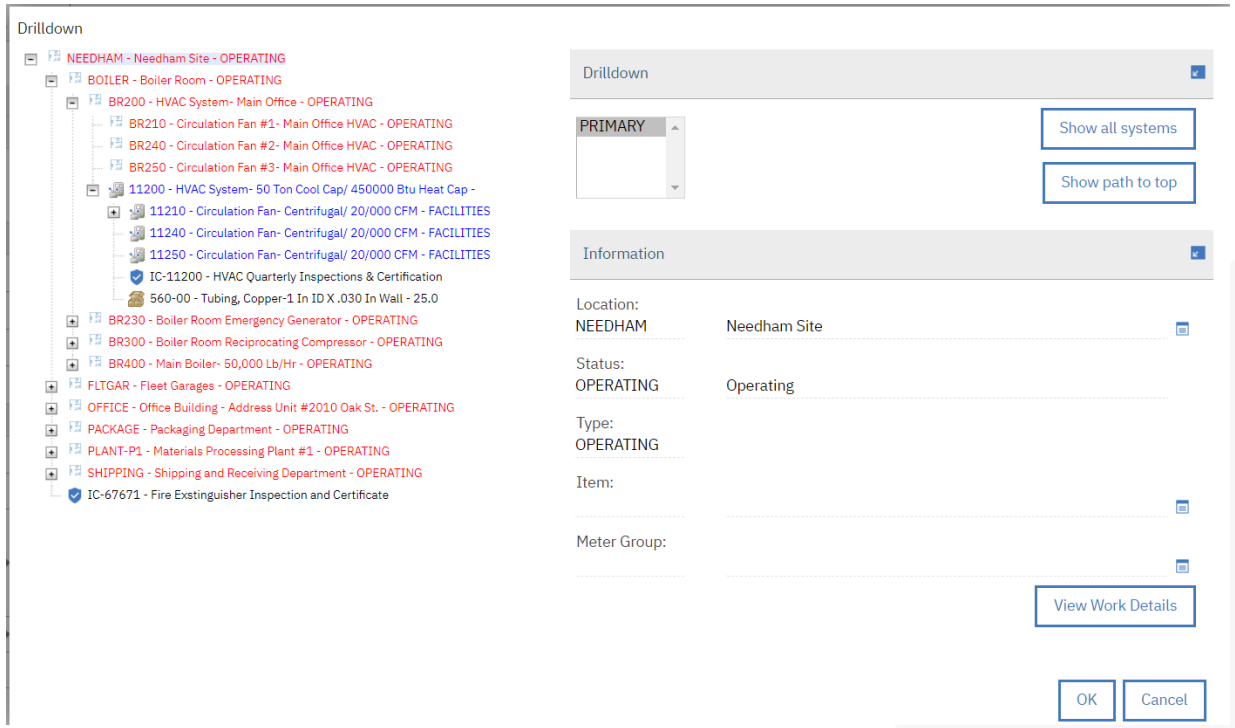

Confidential & Proprietary – Copyright 2020

Cohesive Solutions
A BENTLEY COMPANY

Enabling Maximo's New Drilldown Capability

- To enable it change this System Property:

  mxe.webclient.extendedDrilldown = true

- It is enabled for all users who have access to Open Drilldown.
- Through Security settings you can remove the ability to Move/Modify Asset.
- Locations are shown in RED.
- Assets are show in BLUE.
- PM's are indicated with this icon:
- Inventory/Spare Parts are indicated with this icon:
- The OK button changes when something is selected to allow more options: 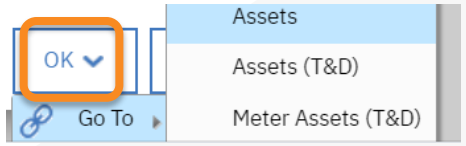

- Valid moves are shown in GREEN: 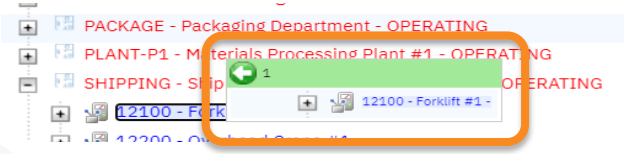

- Invalid moves are shown in RED:

Confidential & Proprietary – Copyright 2020

Cohesive Solutions
A BENTLEY COMPANY

View Item Availability from the Drilldown

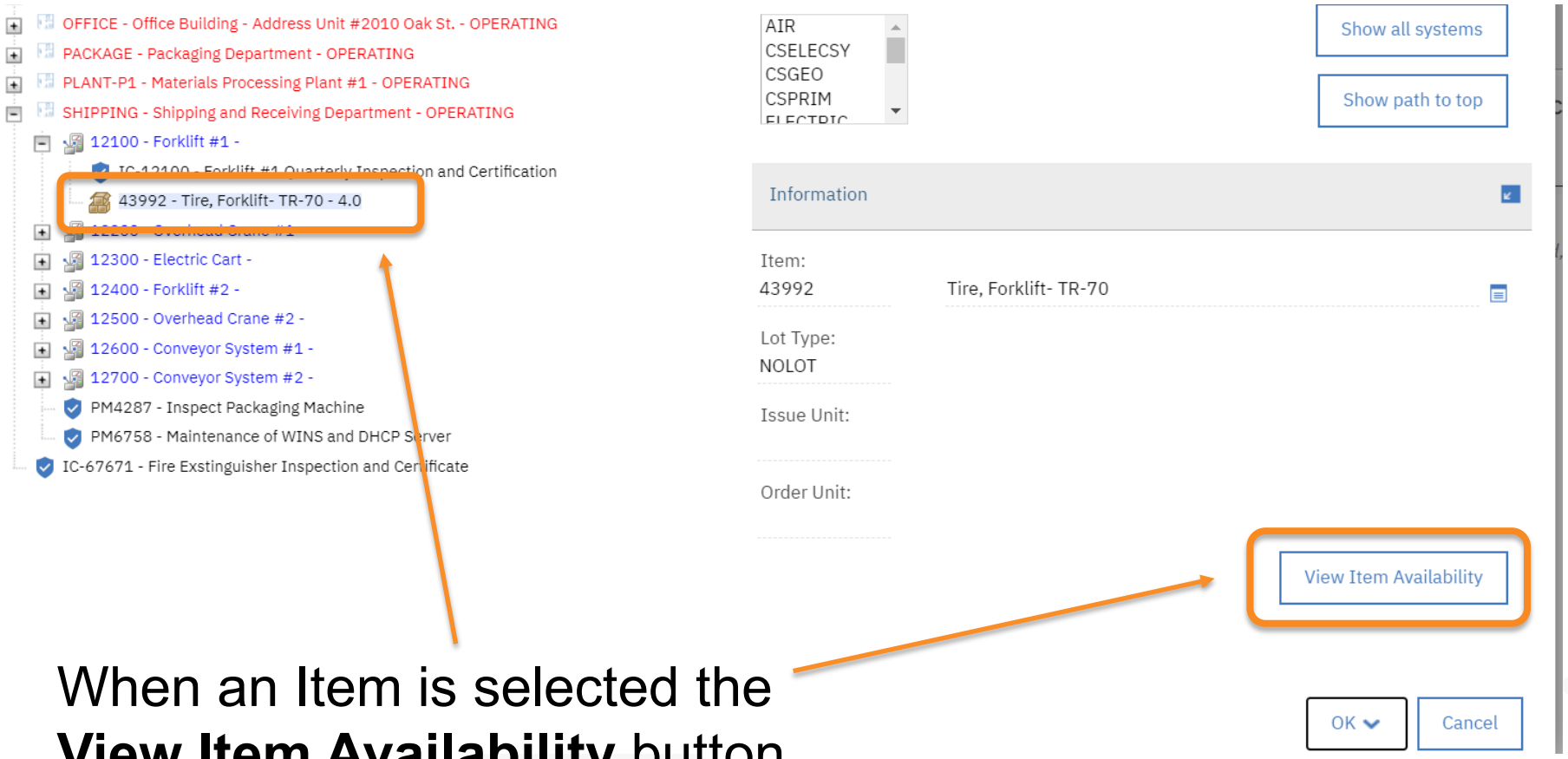

When an Item is selected the **View Item Availability** button appears.

Confidential & Proprietary – Copyright 2020

View Work Details from the Drilldown

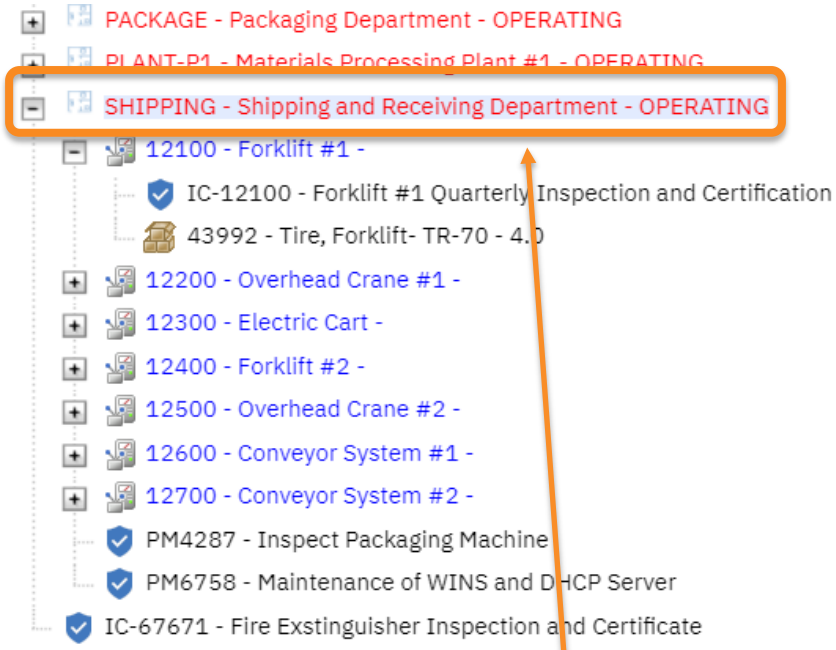

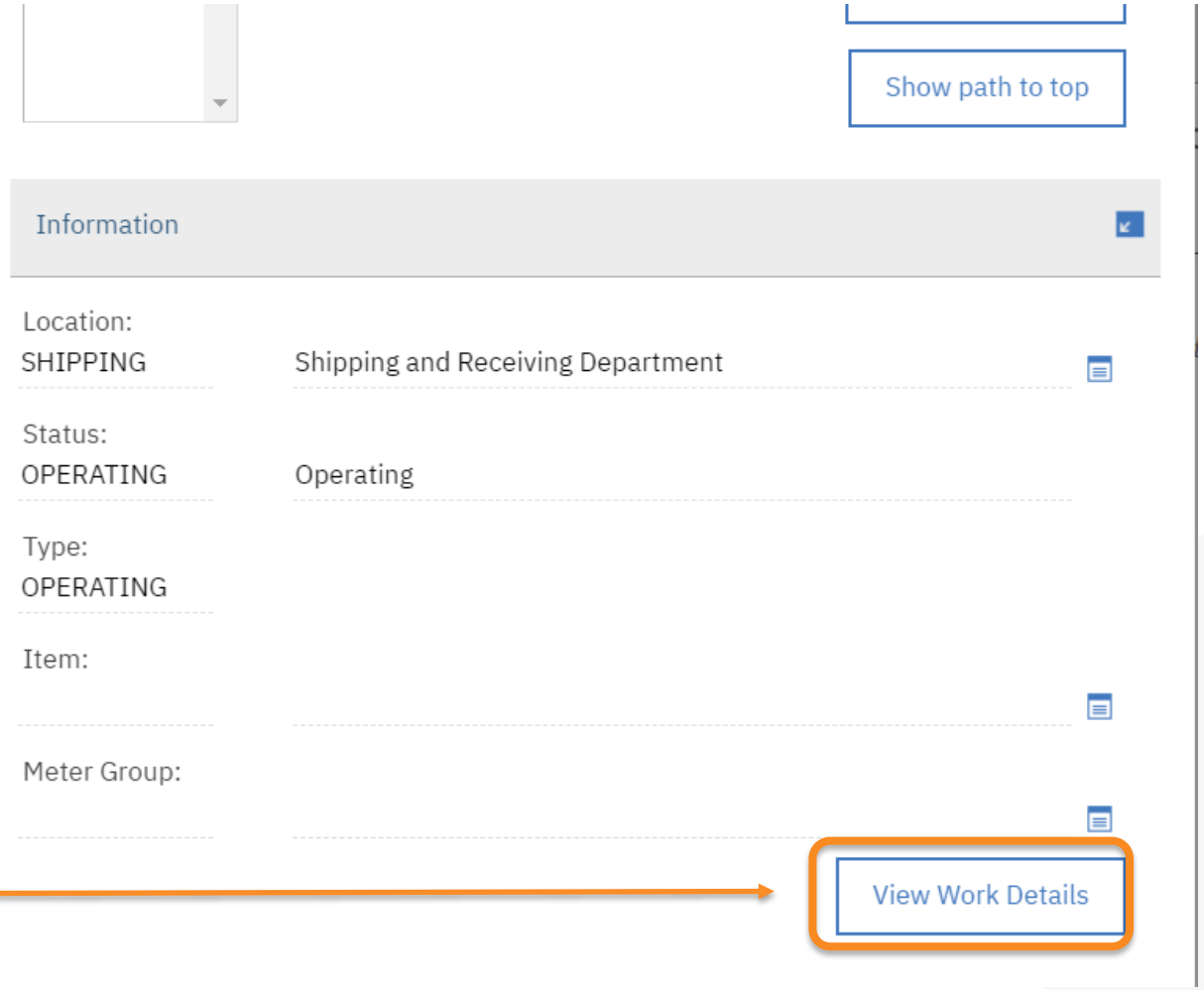

When a Location, Asset or PM is selected the **View Work Details** button appears.

Confidential & Proprietary – Copyright 2020

View Work Details from the Drilldown

View Work Details

Asset: 11430 Centrifugal Pump 100GPM/60FT HD

Include Children? ☑

Include Ancestors? ☑

Work Scope

◉ Site-Specific

○ Global

Refresh

Work | Preventive Maintenance | Routes | Collections | Inspections

Work Filter 1 - 10 of 63

Record	Class	Status	Reported Date	Target Start Date	Description	Priority	History?	Is Task?
							N	N
1024	WORKORDER	WSCH		3/27/09 6:45 PM	Condensate Return Pump Quarterly Service	6		
42001	WORKORDER	APPR		10/27/01 3:45 PM	Inspection and Certification	3		
43041	WORKORDER	APPR		1/1/02 9:45 AM	11430 PM WORK	3		
43042	WORKORDER	APPR		3/2/02 9:45 AM	11430 PM work jobs	3		
43043	WORKORDER	APPR		5/1/02 9:45 AM	11430 PM tasks	3		
43044	WORKORDER	APPR		6/30/02 9:45 AM	11430 PM WORK	3		
43047	WORKORDER	APPR		1/26/02 9:45 AM	23972 PM WORK	4		
43048	WORKORDER	APPR		3/17/02 9:45 AM	23972 PM work jobs	4		
43049	WORKORDER	APPR		5/6/02 9:45 AM	23972 PM tasks	4		
43050	WORKORDER	APPR		6/25/02 9:45 AM	23972 PM WORK	4		

Confidential & Proprietary – Copyright 2020

Cohesive Solutions
A BENTLEY COMPANY

New Drilldown System Properties

1. **mxe.webclient.drilldown.fetchsize**
   Number of children fetched for each tree node per request

2. **mxe.webclient.drilldown.fetchlimit**
   Maximum number of children per node type

Default is 50 for both Properties.

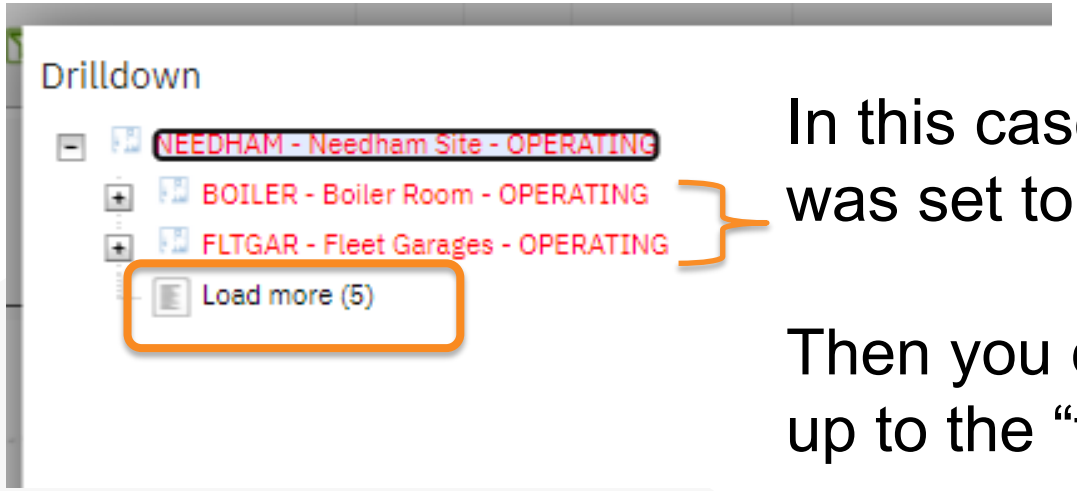

In this case the “fetchsize” was set to 2.

Then you can “Load More” up to the “fetchlimit”

Confidential & Proprietary – Copyright 2020

Storerooms Hierarchies

The Problem:
In prior versions of Maximo is was not possible to:

1. Manage a hierarchy of Storerooms to describe the physical or reordering relationship between Storerooms.

2. Create Items in multiple Storerooms and update reorder points and other values at one time.

3. Specify that Items in a given Storeroom must be reordered from another Storeroom

Confidential & Proprietary – Copyright 2020

Storerooms Hierarchies

The Solution:

Enhancements made to the following applications.

Storeroom Application

1. The ability to assign a **Parent Storeroom**.
2. A new **Reorder From** field has been added to specify where existing Items must be reordered.

Item Master Application

1. A new action to **Add Items to Multiple Storeroom** so that:
   - Items can be added to a Storeroom, a list of Storerooms, or a hierarchy of Storerooms.
   - Reorder settings can be populated considering the Reorder From field when needed.

Organization Application

1. New Item option added to set the maximum number of Items that can be created in the Inventory application from the Item Master application when using the Add Items to Multiple Storerooms action.

Confidential & Proprietary – Copyright 2020

Storerooms Hierarchies

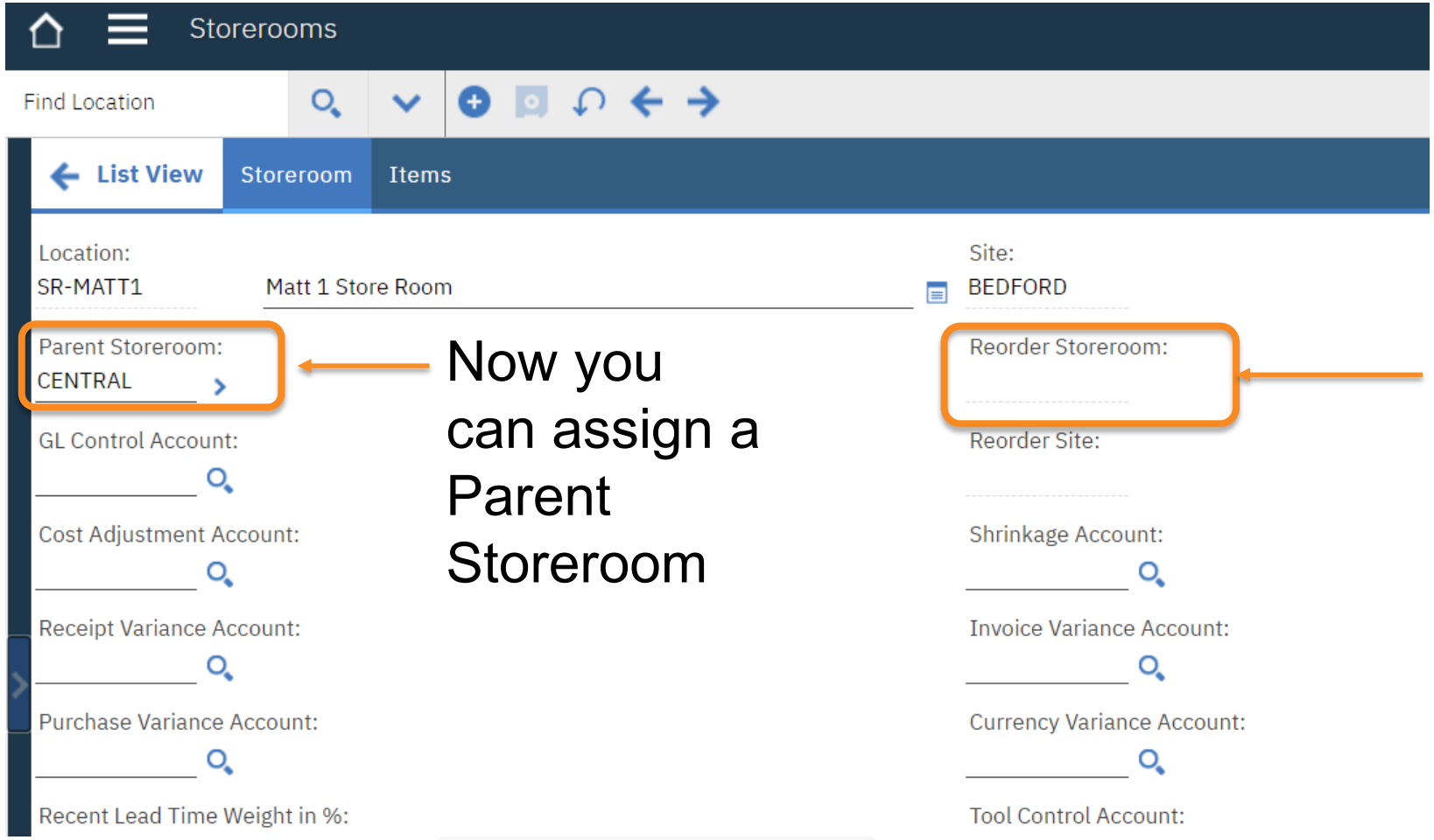

Now you can assign a Parent Storeroom

Reorder From Storeroom

Confidential & Proprietary – Copyright 2020

Storerooms Hierarchies

Storerooms

Find Location

Find Navigation Item

Go To Applications

Available Queries

All Records

All Bookmarks

Common Actions

New Storeroom

Save Storeroom

Clear Changes

More Actions

Select Reorder Storeroom

Delete Storeroom

Add to Bookmarks

List View | Storeroom | Items

Location: SR-MATT1 Matt 1 Store Room

Site: BEDFORD

Parent Storeroom: CENTRAL

Reorder Storeroom: CENTRAL

GL Control Account:

Reorder Site: BEDFORD

Cost Adjustment Account:

Shrinkage Account:

Receipt Variance Account:

Invoice Variance Account:

Purchase Variance Account:

Currency Variance Account:

Recent Lead Time Weight in %:

Tool Control Account:

Ship to Labor:

Default Storeroom?

Which changes this field

New Action to Select Reorder Storeroom

Confidential & Proprietary – Copyright 2020

Cohesive Solutions
A BENTLEY COMPANY

Storeroom Hierarchies – Adding Items to Multiple Storerooms

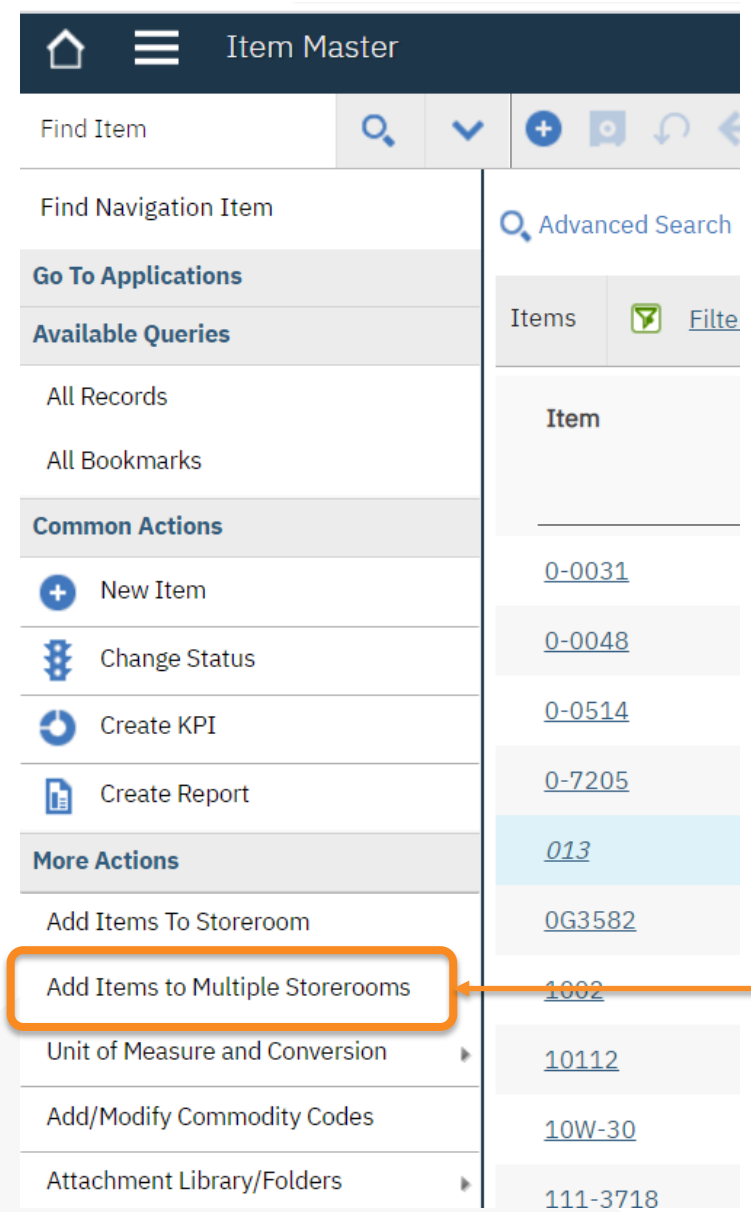

New Action

Confidential & Proprietary – Copyright 2020

Cohesive Solutions
A BENTLEY COMPANY

Storeroom Hierarchies

Specify your hierarchy here then hit Refresh

Select Multiple Storerooms here

Add Items Numbers to Multiple Storeroom

Site:
BEDFORD

Top Storeroom in Hierarchy:

Refresh

Target Storerooms | Filter | 1 - 9 of 9

Target Storeroom	Description	Parent	Reorder Storeroom	Site
CENTRAL	Central Storeroom			BEDFORD
GARAGE	Garage Storeroom			BEDFORD
HARDWARE	IT hardware components			BEDFORD
HWMCLEAN				BEDFORD
MACHSHOP	Machine Shop Storeroom			BEDFORD
PKG	Packaging Dept. Storeroom			BEDFORD
SOFTWARE	Software License Pool			BEDFORD
SR-MATT1	Matt 1 Store Room	CENTRAL	CENTRAL	BEDFORD
SR-MATT2	Matt 2 Storeroom	SR-MATT1	CENTRAL	BEDFORD

OK | Cancel

Confidential & Proprietary – Copyright 2020

Cohesive Solutions
A BENTLEY COMPANY

Storeroom Hierarchies

Add Items to Multiple Storerooms

Default Values

Run Storeroom Update in Background?

Notification Email:
mlogsdon@cohesivesolutions.com

The Storeroom Information table shows only the items that do not currently exist in the target storerooms.

Storeroom Information | Filter | 1 - 2 of 2

Storeroom	Item	Issue Cost Type	Unit Cost	Default Bin	Current Balance	Lot	Issue Unit	Order Unit	Site
SR-MATT1	013	AVERAGE	0.00						BEDFORD
SR-MATT2	013	AVERAGE	0.00						BEDFORD

Details

Storeroom: SR-MATT1
Site: BEDFORD
Item: 013
Default Bin:
ConditionCode:
Stock Category: STK

Reorder Details

Reorder?
Reorder Point: 0.00
Lead Time (Days): 0
Manufacturer:
Model:
Catalog #:

Consigment Details

Consignment?

Reorder Point can be specified here for each Storeroom.

OK | Cancel

Confidential & Proprietary – Copyright 2020

Cohesive Solutions
A BENTLEY COMPANY

Storeroom Hierarchies

OR… Hit it button and open the Default Values

Add Items to Multiple Storerooms

Default Values

Run Storeroom Update in Background?

Notification Email:
mlogsdon@cohesivesolutions.com

The Storeroom Information table shows only the items that do not currently exist in the target storerooms.

Storeroom Information | Filter | 1 - 2 of 2

Storeroom	Item	Issue Cost Type	Unit Cost	Default Bin	Current Balance	Lot	Issue Unit	Order Unit	Site
SR-MATT1	013	AVERAGE	0.00						BEDFORD
SR-MATT2	013	AVERAGE	0.00						BEDFORD

Details

Storeroom: SR-MATT1
Site: BEDFORD
Item: 013
Default Bin:
ConditionCode:
Stock Category: STK

Reorder Details

Reorder?
Manufacturer:
Reorder Point: 0.00
Model:
Lead Time (Days): 0
Catalog #:

Consigment Details

Consignment?

OK | Cancel

Confidential & Proprietary – Copyright 2020

Cohesive Solutions
A BENTLEY COMPANY

Storeroom Hierarchies

Set Default Values Here.

They will be applied to the selected records here.

Add Items to Multiple Storerooms

Default Values

Issue Unit: Lead Time (Days): Manufacturer: Reorder? Consi

Order Unit: Safety Stock: Model: Primary Vendor:

Reorder Point: Economic Order Quantity: Catalog #: Internal?

Invert Selected | Apply to Selected

Run Storeroom Update in Background? Notification Email: mlogsdon@cohesivesolutions.com

The Storeroom Information table shows only the items that do not currently exist in the target storerooms.

Storeroom Information Filter 1 - 3 of 3

Storeroom	Item	Issue Cost Type	Unit Cost	Default Bin	Current Balance	Lot	Issue Unit	Order Un
CENTRAL	013	AVERAGE	0.00					

OK | Cancel

MSDS:

Confidential & Proprietary – Copyright 2020

Cohesive Solutions A BENTLEY COMPANY

Storeroom Hierarchies

Other Features:

1. You can **Invert Selection** under Default Values

2. You can run the **Add Multiple Items to Storerooms** action from the List View

Confidential & Proprietary – Copyright 2020

Storeroom Hierarchies – New Organization Setting

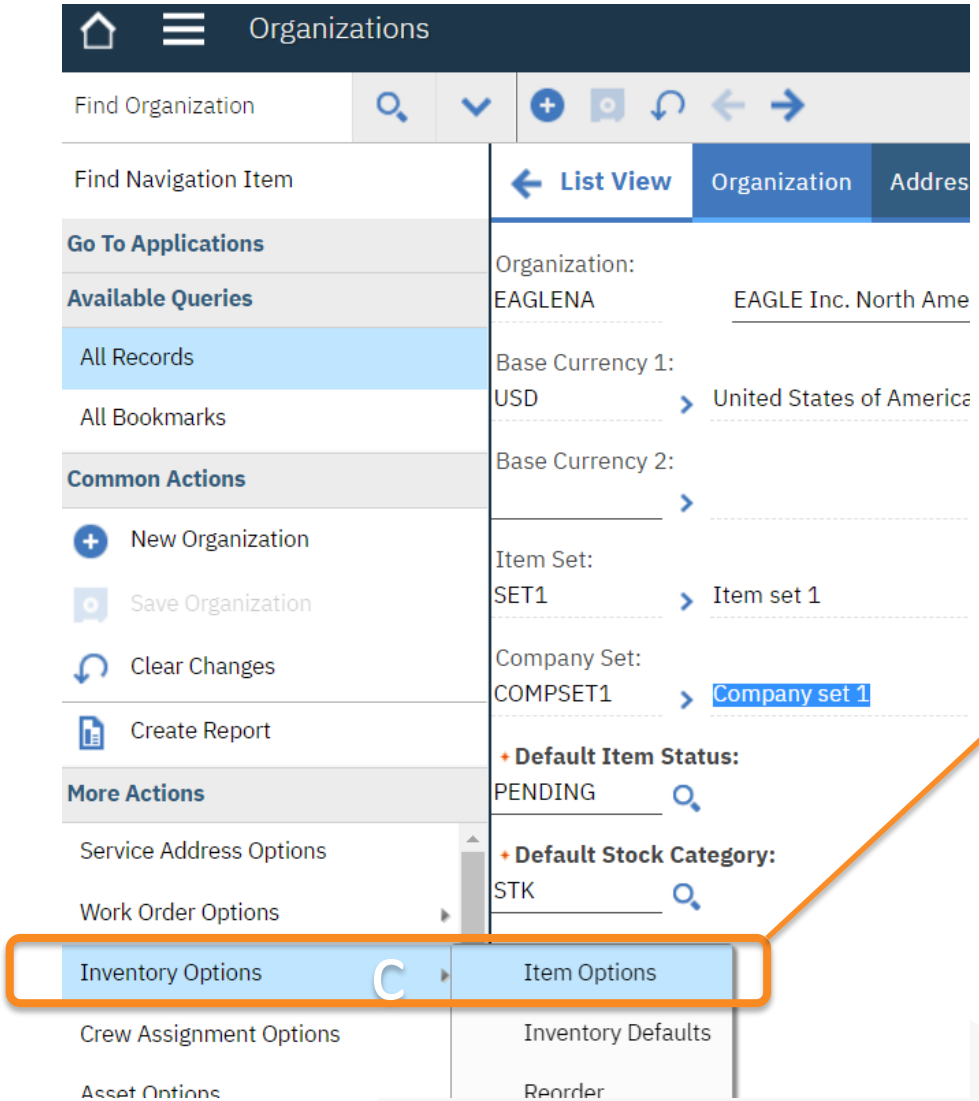

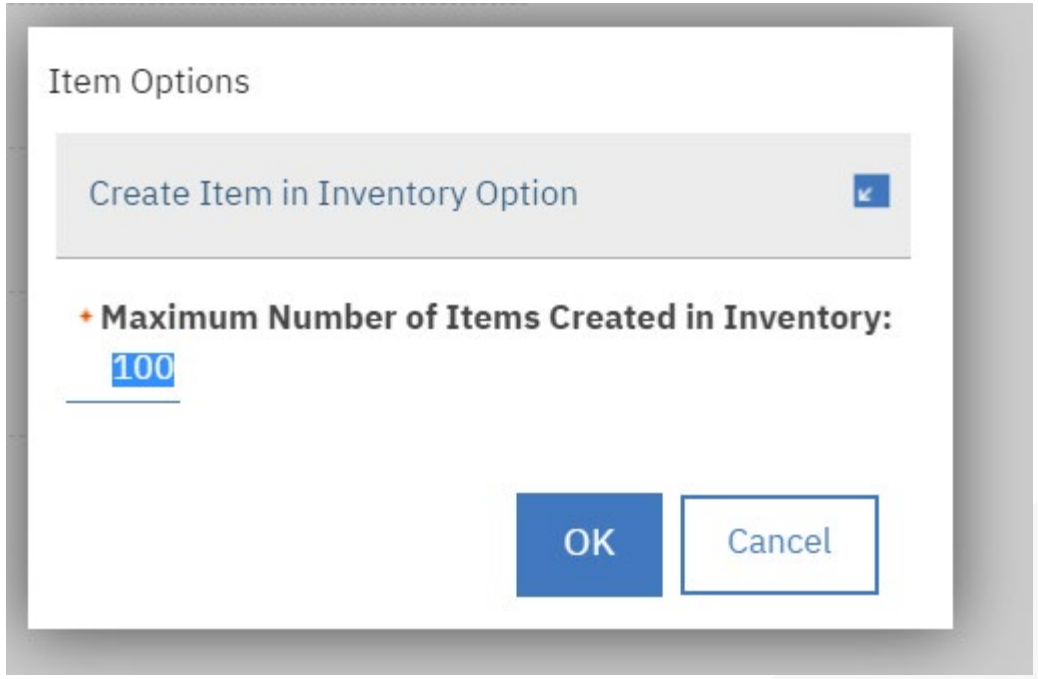

Confidential & Proprietary – Copyright 2020

Administration – Push Notification Administration

- Anywhere 7.6.4
  - Push Notification Administration App

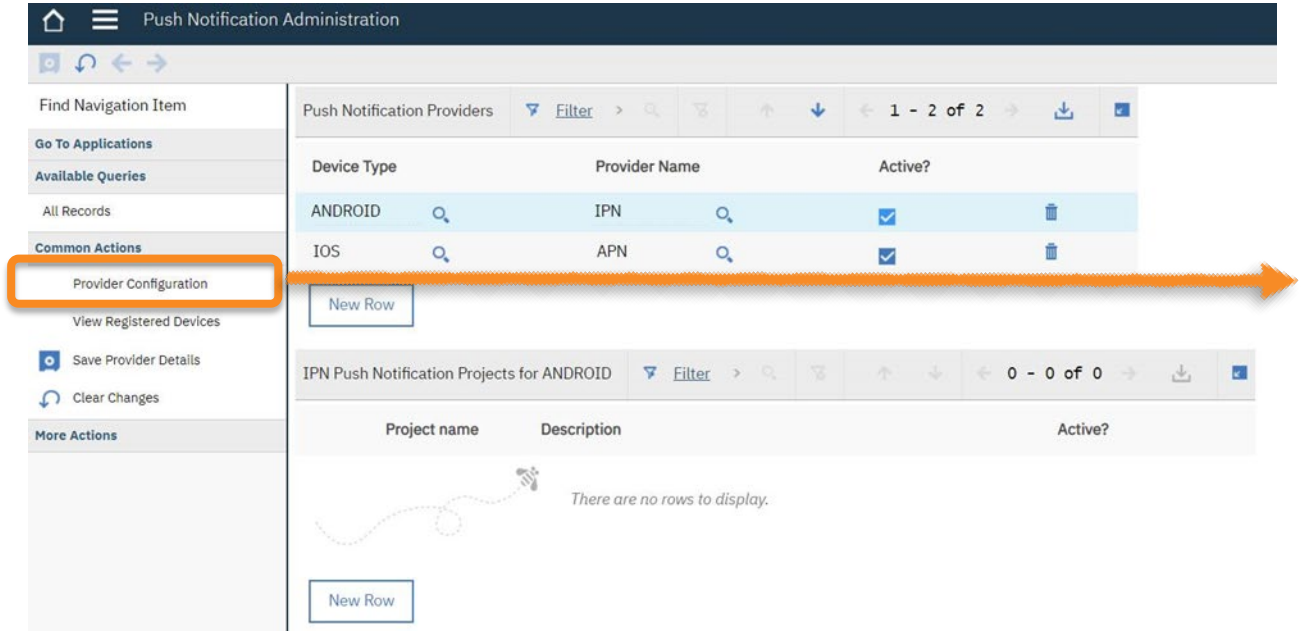

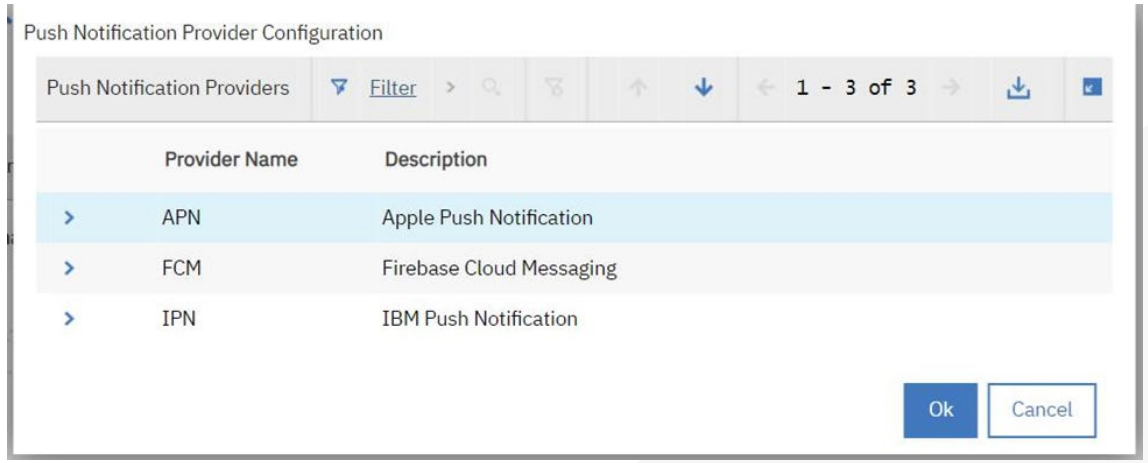

Confidential & Proprietary – Copyright 2020

Administration – Push Notification Administration

- Notifications App

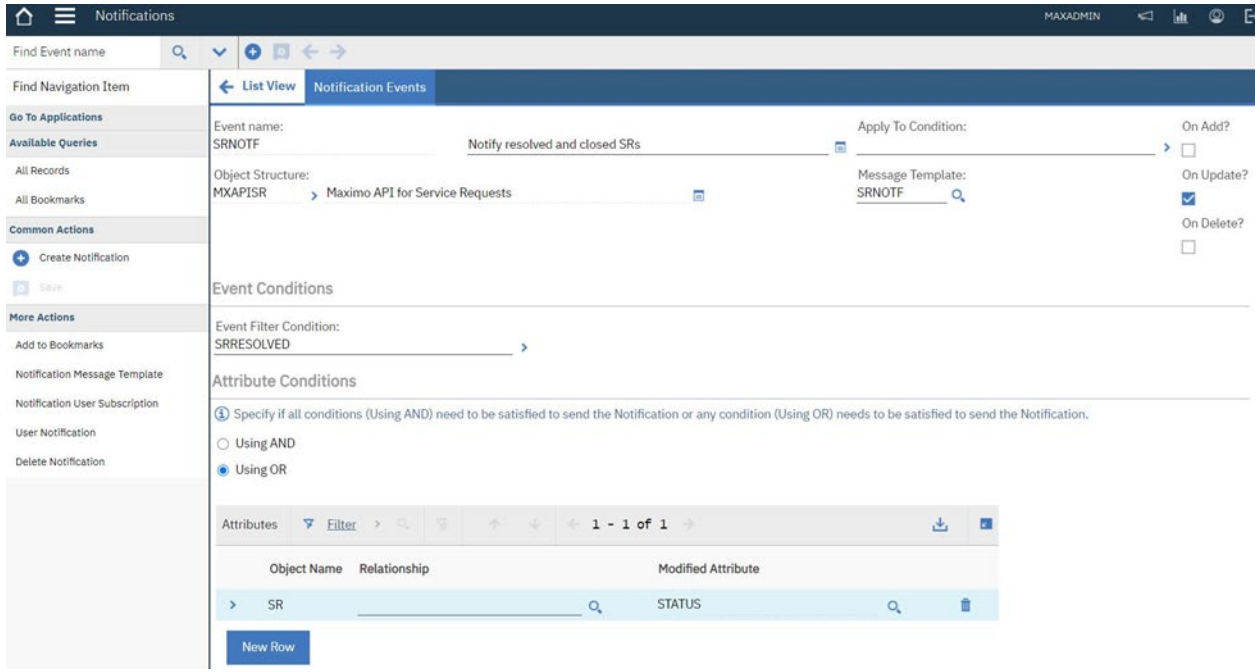

- Anywhere
- Websphere

Confidential & Proprietary – Copyright 2020

Cohesive Solutions
A BENTLEY COMPANY

Set or Modify E-Signature Key added to User Profile (Tori)

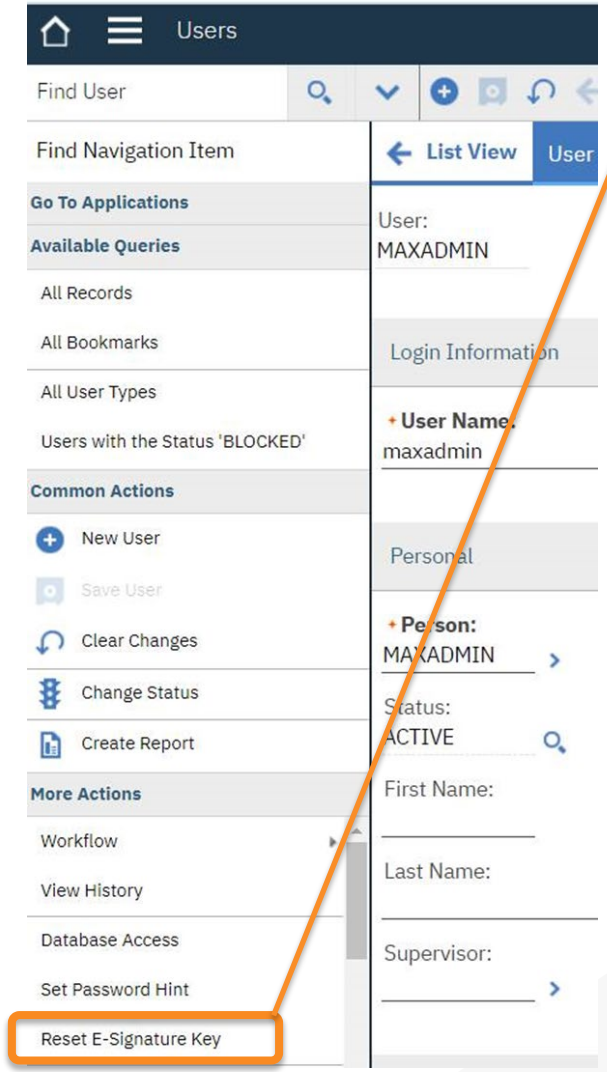

Sends an email with this info:

Enclosed is your new Maximo Esig key c23a6kbadh. To log in and change your key, follow this link:

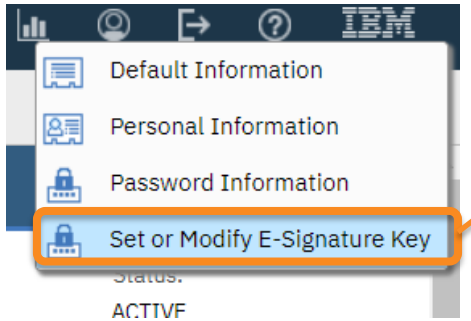

Enter the reset key into the current field, then enter your new key

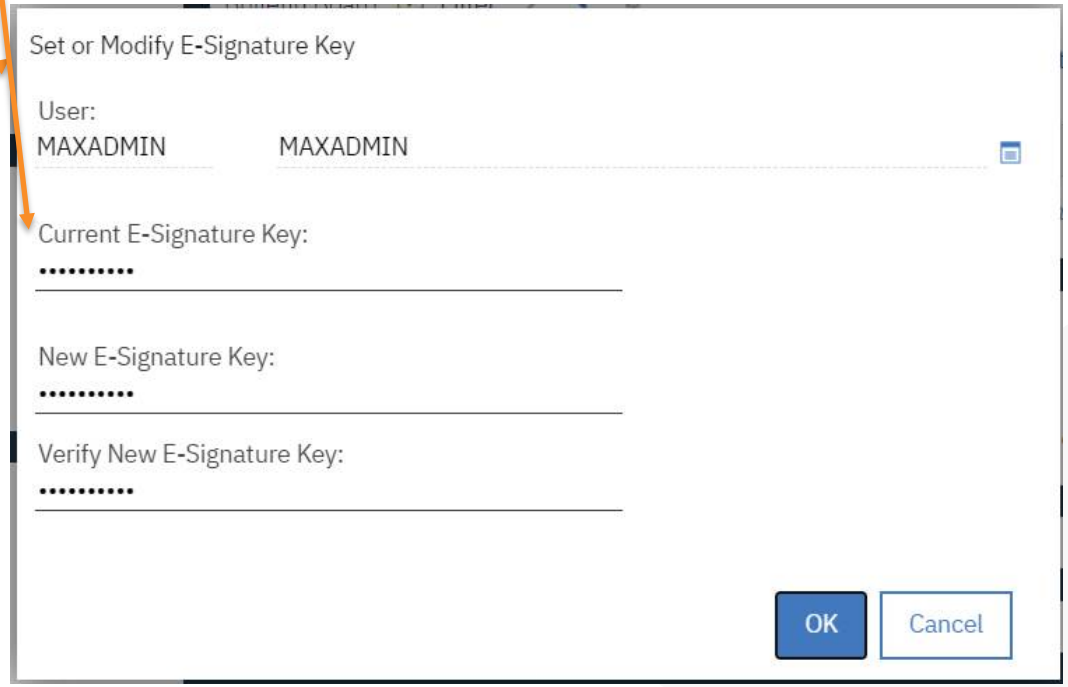

Confidential & Proprietary – Copyright 2020

Support for Embedded Email Images in Service Requests

Guard Rail at Compressor Unit 1

maxsupport@cohesivesolutions.com

Guard Rail at Compressor Unit 1

The guard rail around compressor unit 1 is damaged. See picture below.

Please investigate.

Thank you,
Joe

Sans Serif

Send

Images embedded as part of an inbound Service Request email.

Confidential & Proprietary – Copyright 2020

Cohesive Solutions
A BENTLEY COMPANY

Support for Embedded Email Images in Service Requests

Service Request Details

Summary: Guard Rail at Compressor Unit 1

Details:

Font | Size xx-small | Format None

The guard rail around compressor unit 1 is damaged. See picture below.

[Image 1 saved as attachment Outlook-7799dd007.PNG by e-mail listener.]

[Image 2 saved as attachment Outlook-88987ttrrr2.PNG by e-mail listener.]

Please investigate.

Thank you,
Joe

Currently embedded images are created as Attachments and placed in the document folder.

When many images like a footer or signature image, its not easy to determine which attachment is the most relevant to the reported issue.

Confidential & Proprietary – Copyright 2020

Cohesive Solutions
A BENTLEY COMPANY

Support for Embedded Email Images in Service Requests

Service Request Details

Summary:

Guard Rail At Compressor Unit 1

Details:

Font | Size xx-small | Format None

The guardrail around compressor unit 1 is damaged. See picture below.

Please investigate.

Thanks you,
Joe

In 7.6.1.2 the embedded images are shown in context within the body of the email just as they were submitted.

Confidential & Proprietary – Copyright 2020

Support for Embedded Email Images in Service Requests

Email Listener needs to be enabled and Maximo needs to be configured to accept Service Requests through emails.

Supported image types include JPEG, PNG, and GIF.

This new behavior is enabled by default, but you can disable it by setting the **mxe.listener.process.cidimages** property to 0.

Confidential & Proprietary – Copyright 2020

Importing Data from IBM's Digital Twin Exchange

A Digital Twin is a digital replica of a physical thing.

Like a:

- Pump
- Power Plant
- University Campus
- Offshore Platform

Confidential & Proprietary – Copyright 2020

Importing Data from IBM's Digital Twin Exchange

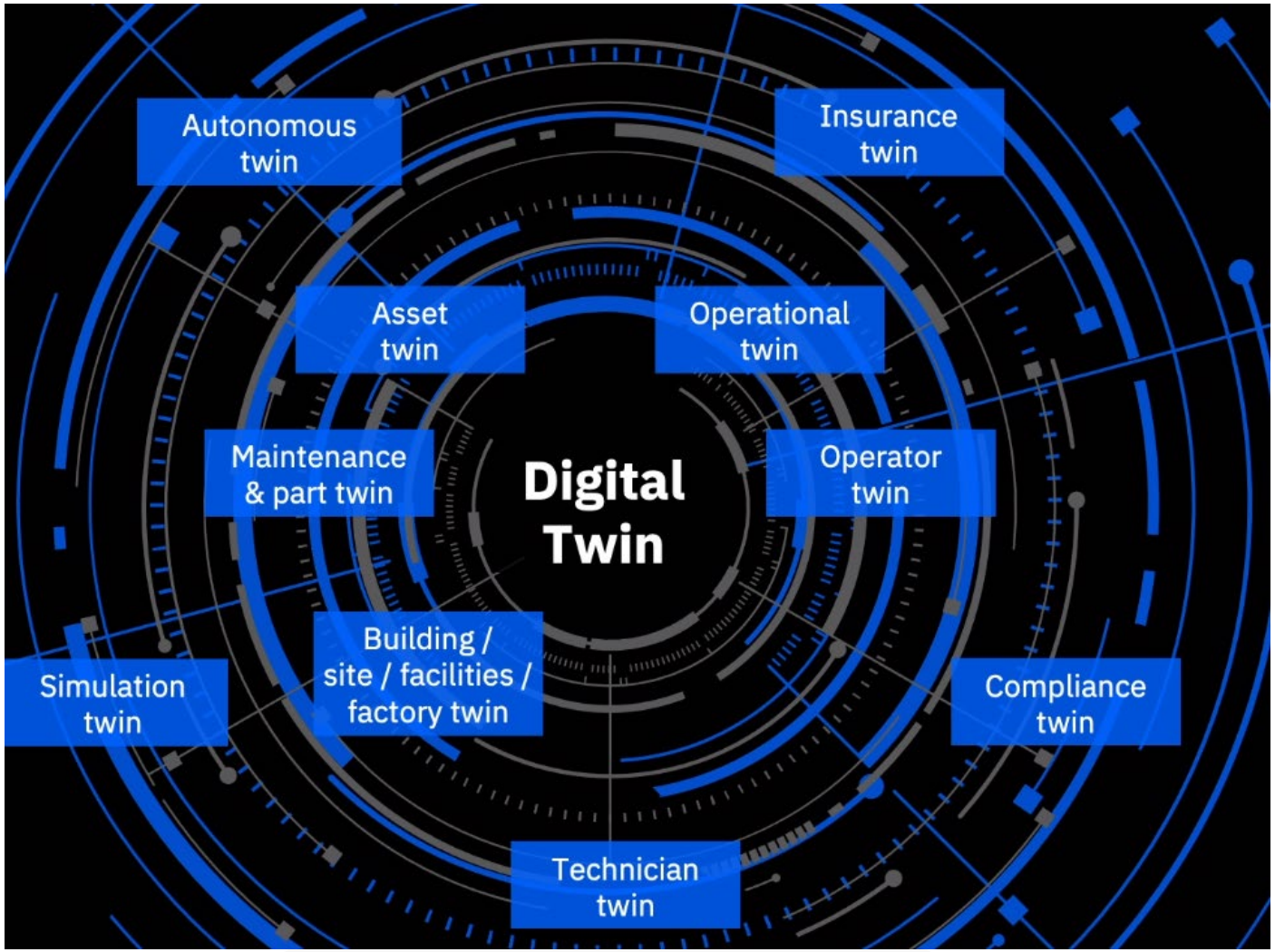

Digital Twins can have many forms.

Confidential & Proprietary – Copyright 2020

Importing Data from IBM's Digital Twin Exchange

IBM has a market-place for Digital Twin data called "The Digital Twin Exchange"

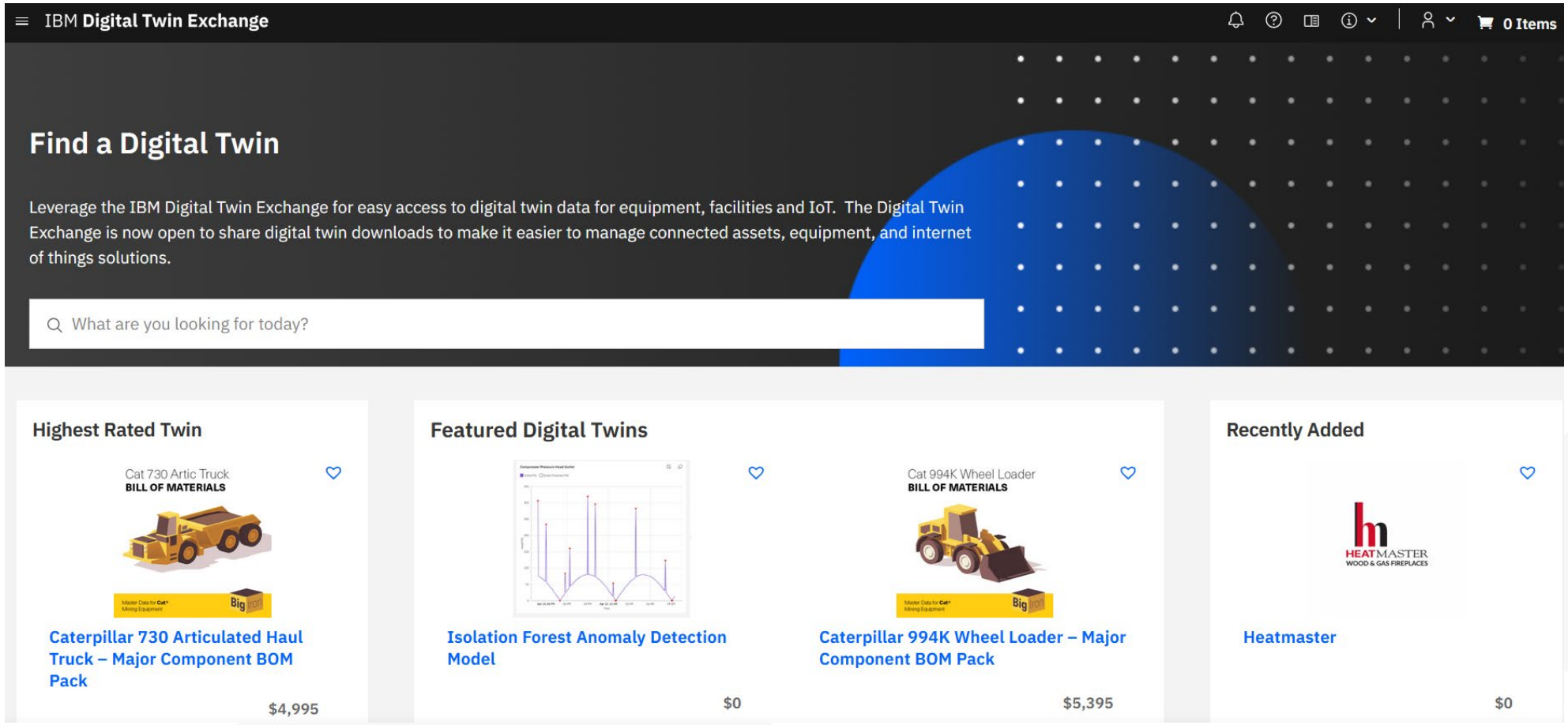

Confidential & Proprietary – Copyright 2020

Cohesive Solutions
A BENTLEY COMPANY

Importing Data from IBM's Digital Twin Exchange

What kind of digital data will you find on IBM's Exchange?

- Bill of materials
- Parts list
- User manuals
- Engineering manuals
- Fault codes
- 2D/3D CAD files
- AR/VR models
- Maintenance manuals
- Maintenance plans
- Operating model
- Remote procedures for the technician of the future
- Stocking strategy
- Forecast model
- Building information models (BIM)
- Service manual

Confidential & Proprietary – Copyright 2020

Cohesive Solutions
A BENTLEY COMPANY

Importing Data from IBM's Digital Twin Exchange

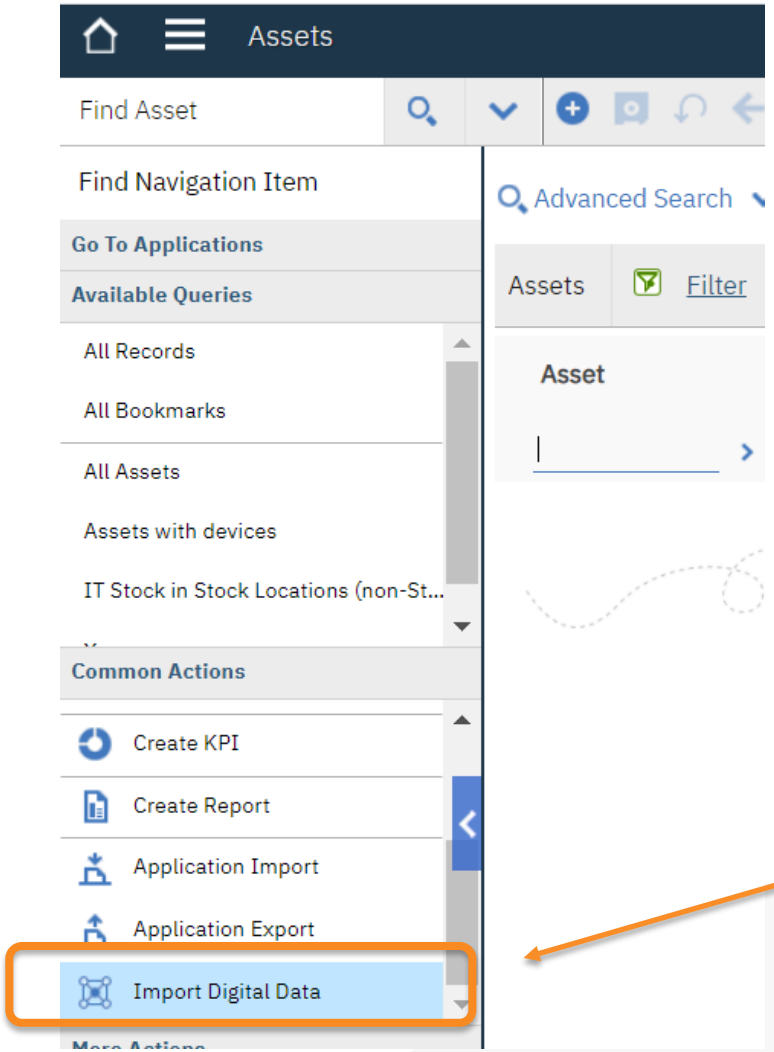

New Action in the Asset Application to:

"**Import Digital Data**"

Confidential & Proprietary – Copyright 2020

Importing Data from IBM's Digital Twin Exchange

Enter your IBM Digital Twin Exchange Login Credentials

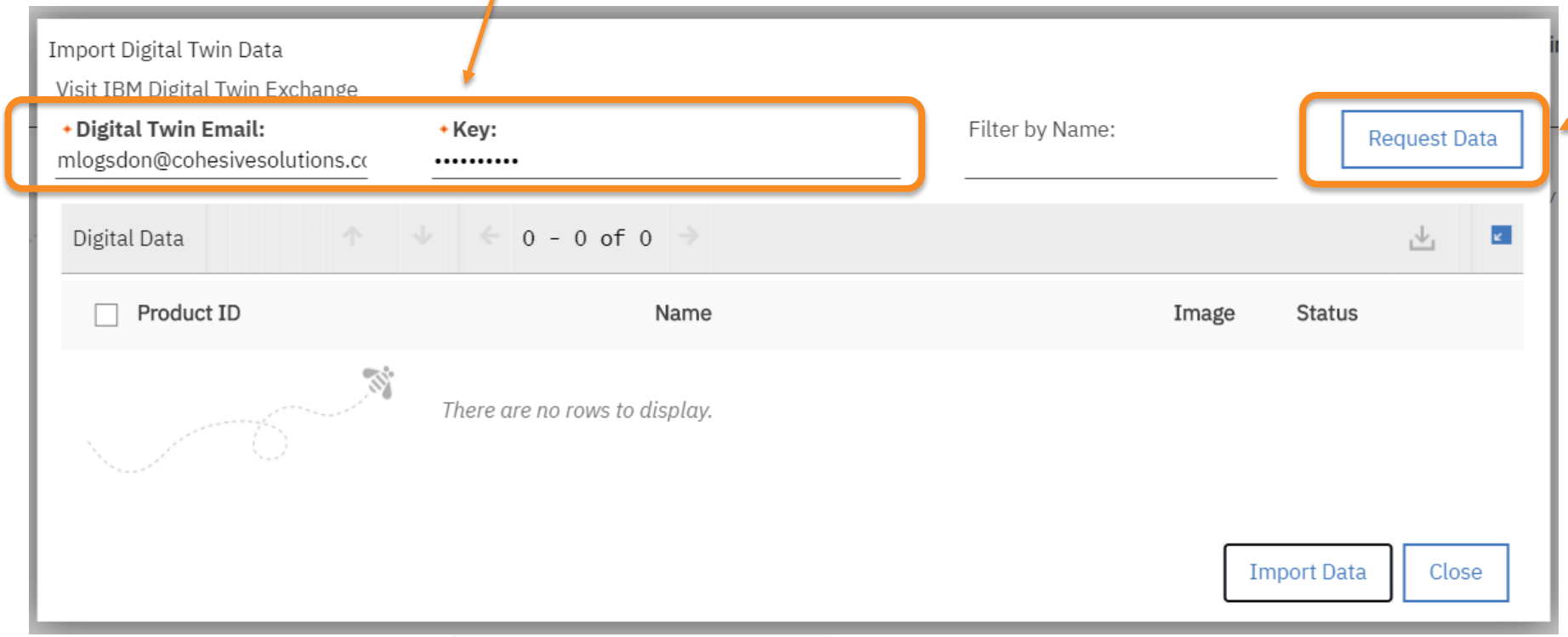

Then hit Request Data

Confidential & Proprietary – Copyright 2020

Importing Data from IBM's Digital Twin Exchange

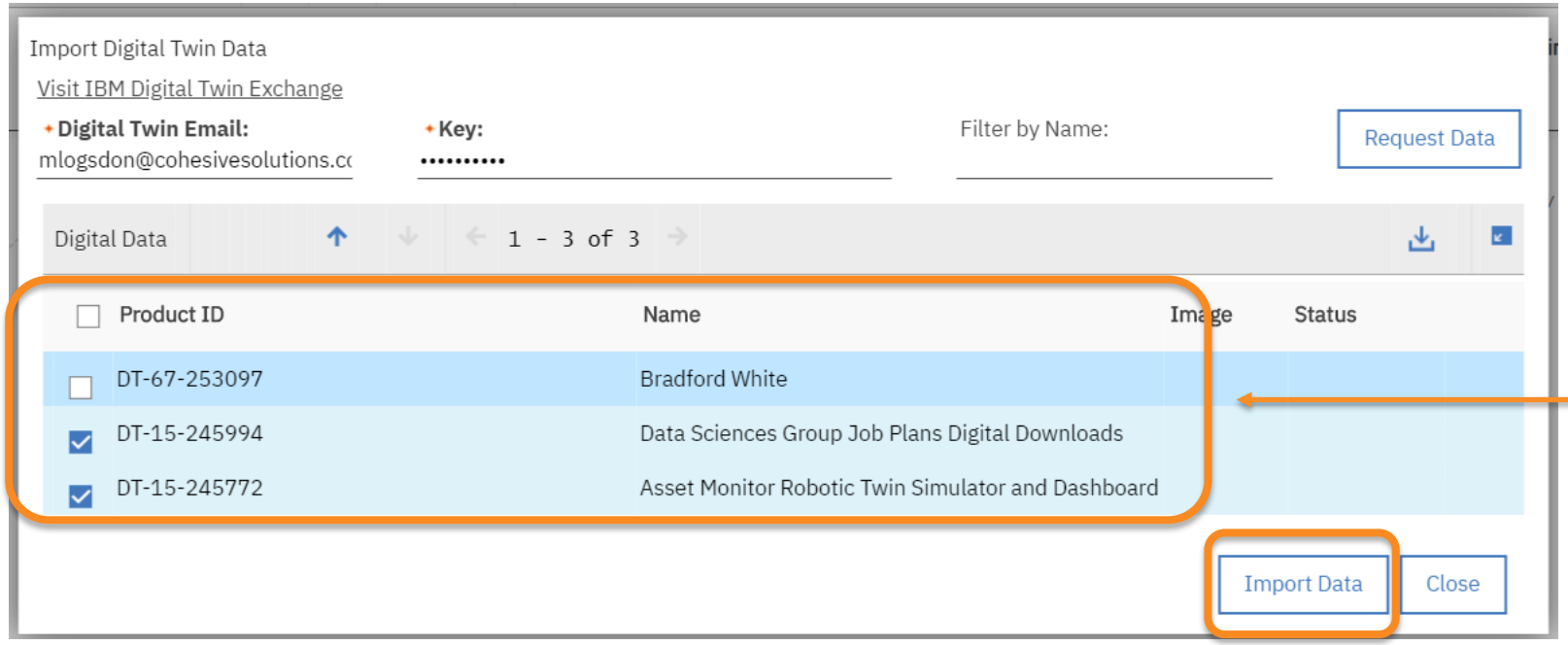

Your Digital Twin Purchases will show up here.

Select the one you want to import.

Then hit Import Data.

Confidential & Proprietary – Copyright 2020

Importing Data from IBM's Digital Twin Exchange

System Properties

Matt Logsdon

Find Navigation Item

Go To Applications

Available Queries

All Records

Common Actions

Save Property

Clear Changes

Live Refresh

Restore Maximo Defaults

Restore Global Defaults

More Actions

Global Properties | Filter | 1 - 8 of 13

Property Name	Description	Current Value
mxe.app.assetcat.addToItemSpecForVi	Add the new attribute to ItemSpec for th	0
mxe.crontask.corethreadtimeout	Policy to determine if core threads in pc	
mxe.db.DB2LDTextCaseInsensitiveSear	When set to 1, DB2 search on LD field is	0
mxe.dm.collvalidtgtexclude	Specify target object and attribute coml	MAXINTOBJECT.USEWITH,MAXRELATIONSHIP.CARDINAL
mxe.dtassetaction	The data processing action for the asse	merge
mxe.dtendpoint	The digital twin API endpoint.	https://digitaltwinexchange.ibm.com
mxe.dtjobplanaction	The data processing action for the job p	merge
mxe.dtprefix	The prefix for the digital twin data.	DT-

Select Records

System Property to point to the IBM Digital Twin Exchange.

Confidential & Proprietary – Copyright 2020

Cohesive Solutions
A BENTLEY COMPANY

Enhancements to Maximo **Work Center** Applications

1. **Design Mode for Work Centers**
2. **Work Center Administration Enhancements**
   a. Service Request Default Properties
   b. Guest URL Set Up
   c. IOT Connector Tab
3. **Work Execution**
   a. Support for Multiple Assets & Locations
   b. Task Sequence Displayed on Card
   c. Ability to Add Classification to Work Orders
   d. Report Work Icon Displayed on Every Card for APPR Work Orders
   e. Ability to Report Time/Labor for Others
   f. Ability to Complete Work for the Crew Provided you are a member of the Crew.
   g. New E-Sig Options
4. **Work Execution & Work Supervision**
   a. Ability to set Default Work Order Status
   b. URL Attachment Support
   c. Enhanced Service Address Capability
5. **Work Supervision**
   a. Ability to Make Crew Assignments
6. **Inventory Work Center Enhancements**
   a. Pick & Stage Capability
   b. Barcode Enablement

Cohesive Solutions
A BENTLEY COMPANY

General Comment on Maximo Work Centers

- Major Area of Focus for IBM.
- In Maximo 7.6.1.2 and earlier used **Google Polymer** under the hood.
- IBM is replacing **Google Polymer** with technology based on **React Carbon Design Components** which IBM refers to as "**Graphite**".

Current guidance from Cohesive…

- Use the existing Work Centers as they are out of the box. Don't invest in configuring them.
- Use Google Chrome when working with Work Centers.
- Work Centers will be much improved once they are released on the Graphite platform.

Confidential & Proprietary – Copyright 2020

My Start Center Setup

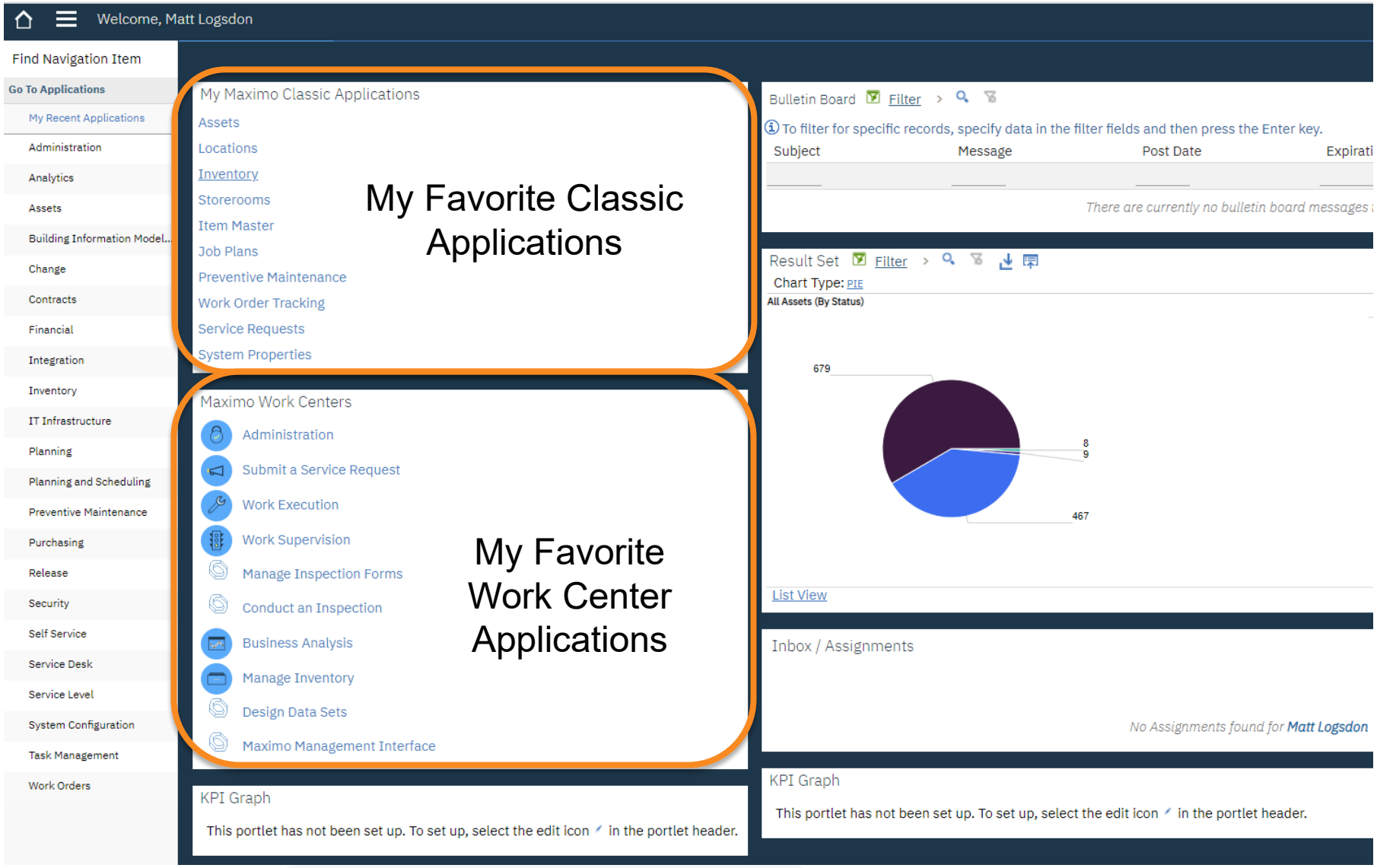

Confidential & Proprietary – Copyright 2020

Cohesive Solutions
A BENTLEY COMPANY

My Start Center Setup

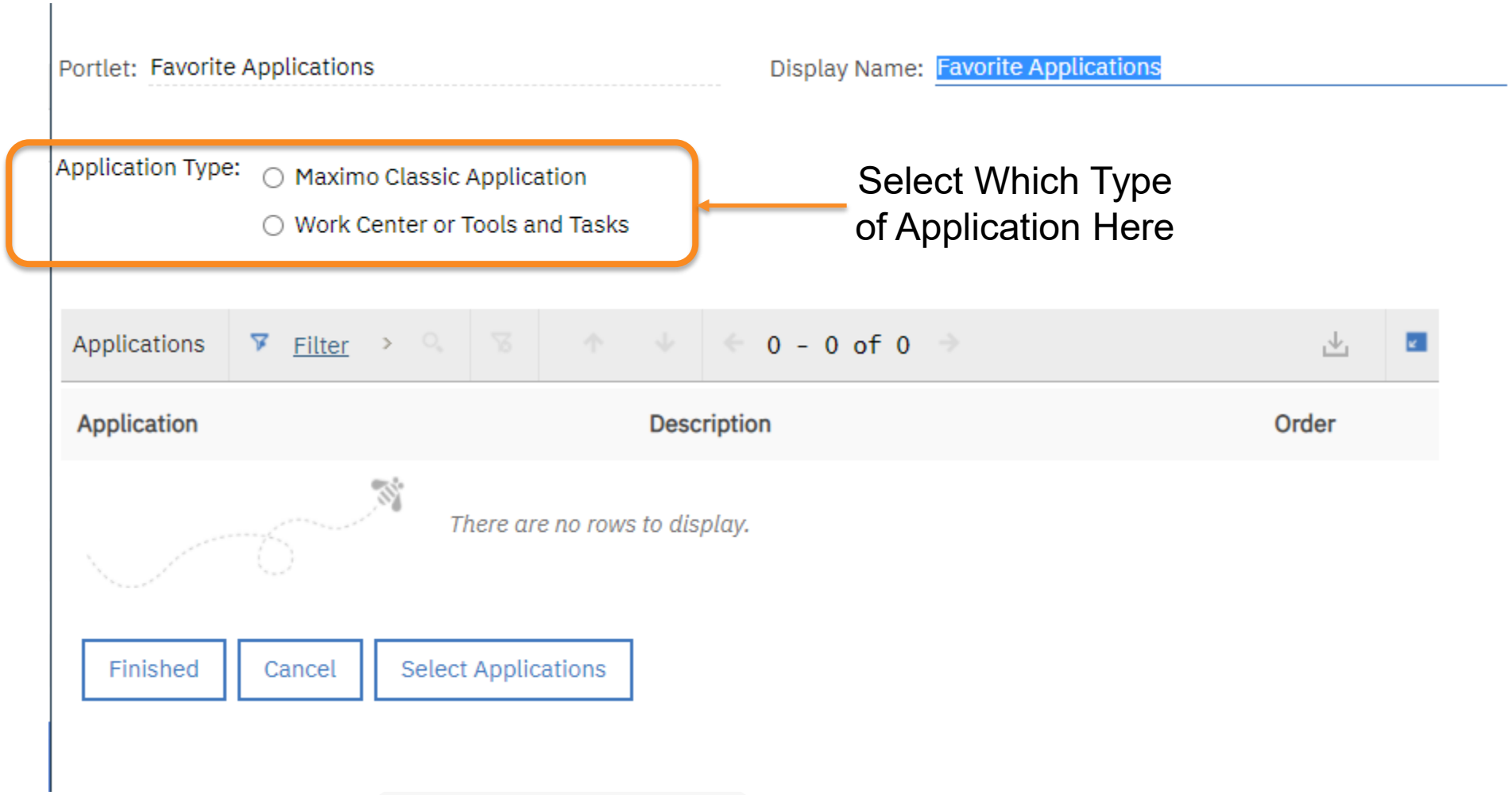

Select Which Type of Application Here

Confidential & Proprietary – Copyright 2020

Design Mode for Work Centers

This icon turns Design Mode On.

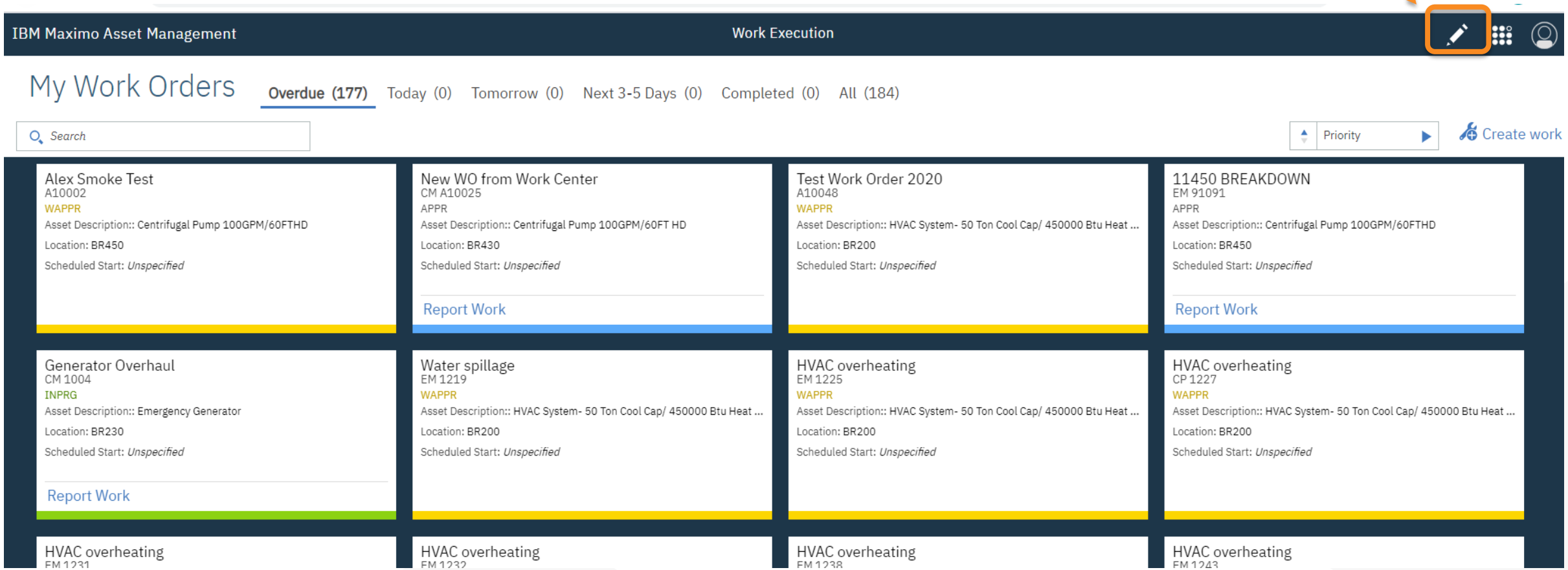

Confidential & Proprietary – Copyright 2020

Cohesive Solutions
A BENTLEY COMPANY

Design Mode for Work Centers

Confirmation that Design Modes is On.

Assets | demo7610.cohesives | My account | IBM Di | Start Center | IBM Maximo Asset M | Data Sciences Group

Not secure | 192.168.50.236/maximo-x/#/technician/

IBM Maximo Asset Management | Work Execution | Design mode is on

My Work Orders | Overdue (0) | Today (0) | Tomorrow (0) | Next 3-5 Days (0) | Completed (0) | All (0)

Next 3-5 Days

Search | Priority

description
worktype wonum
status
Asset Description: asset.description
Location: asset.location
Scheduled Start: schedstart_localized
Priority:

Hover to expose Yellow highlighted area which can be edited.

Confidential & Proprietary – Copyright 2020

Cohesive Solutions
A BENTLEY COMPANY

Design Mode for Work Centers

Design work panel

* Name: Next 3-5 Days

Display?

Get help

Define query

- Object structure query
- Saved query
- REST query
- Object structure and REST query
- Saved query and REST query

Object structure query

uxtechnicianownerfilter

```
istask=0 and owner = :&personid& or ownergroup in (select persongroup from
persongroupteam where respparty=:&personid&)
```

REST query

Time line attribute: schedstart=&SYSDAY&+2D

Time line range: +3D

Where clause

```
{"qbewhere":{"siteid":{"operator":"=","value":"-dfltsite-"},"status":
{"operator":"in","valueset":
["APPR","WPCOND","HISTEDIT","INPRG","WAPPR","WMATL","WSCH"]}}}
```

Additional parameters

Test query

Reset

Cancel

Save

Edit Query Definition

Confidential & Proprietary – Copyright 2020

Cohesive Solutions
A BENTLEY COMPANY

Design Mode for Work Centers

CAUTION:
Make sure you use the Chrome browser!

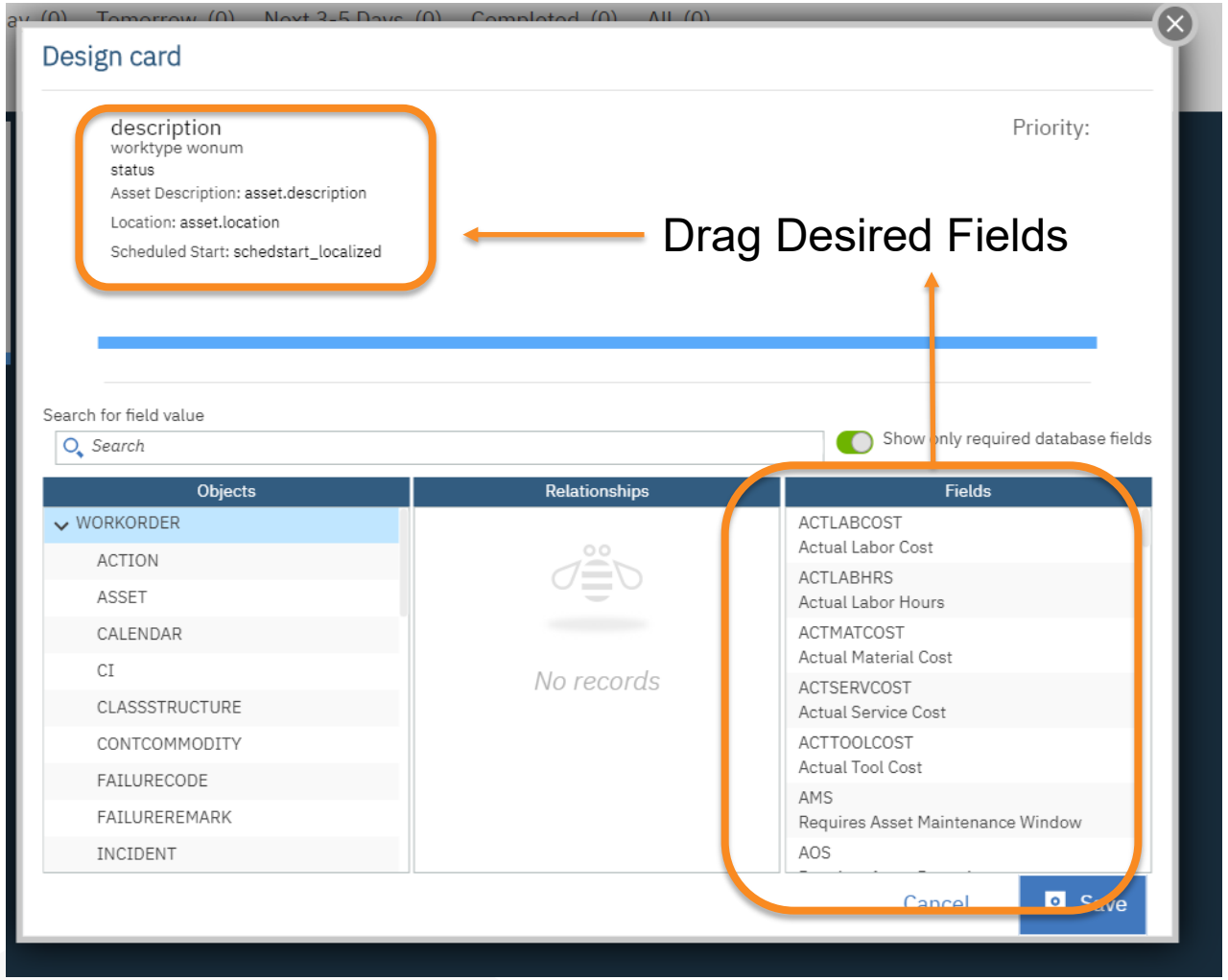

Confidential & Proprietary – Copyright 2020

Design Mode for Work Centers

Hit this Icon to Exit Design Mode

IBM Maximo Asset Management

Work Execution

Design mode is on

My Work Orders

Overdue (0) Today (0) Tomorrow (0) Next 3-5 Days (0) Completed (0) All (0)

Search

Priority

description
worktype wonum
status
Asset Description: asset.description
Location: asset.location
Scheduled Start: schedstart_localized

Priority:

Manage Work Center configuration

Current version

Status	Active
Version Date	9/3/20 1:04 PM
Modified By	WILSON
Comments	

More actions

View revision history

Save as draft

Publish as active workcenter

Options

Close

Exit design

Confidential & Proprietary – Copyright 2020

Cohesive Solutions
A BENTLEY COMPANY

Design Mode for Work Centers

Security Groups

Matt Logsdon

Find Group

Find Navigation Item

Go To Applications

Available Queries

All Records

All Bookmarks

Common Actions

New Group

Save Group

Clear Changes

Create Report

More Actions

Override Password Duration

Security Controls

Authorize Group Reassignment

Global Data Restrictions

Standard Service Authorization

Duplicate Group

Delete Group

Add to Bookmarks

Run Reports

Cognos Analytics

Applications Filter 1 - 5 of 5

Grant Listed Applications | Revoke Listed Applications

Description	Application Type	Main Object/Table	Original Application (if copied)
	work		
Administration	Work Center		
Business Analysis	Work Center		
Manage Inventory	Work Center		
Work Execution	Work Center		
Work Supervision	Work Center		

Options for Work Execution Filter 1 - 1 of 1

Add/Modify Signature Options | Manage/Apply Template | Object Structure Authorizations | Revoke All Options for This Application

Description	Grant Access?	Condition
Access to Work Execution	☑	

Filter 1 - 9 of 9

Description	Grant Access?	Condition
Add Classification	☑	
Design Work Execution	☑	
Premium code	☑	
Report other labor	☑	

Go to Security Groups and Grant Access to:

- Design Work Execution
- Design Work Supervision
- Etc.

Confidential & Proprietary – Copyright 2020

Cohesive Solutions
A BENTLEY COMPANY

Work Center Enhancements - Service Request Configuration

Default Properties

- Administration > Administration (Two New Tabs)

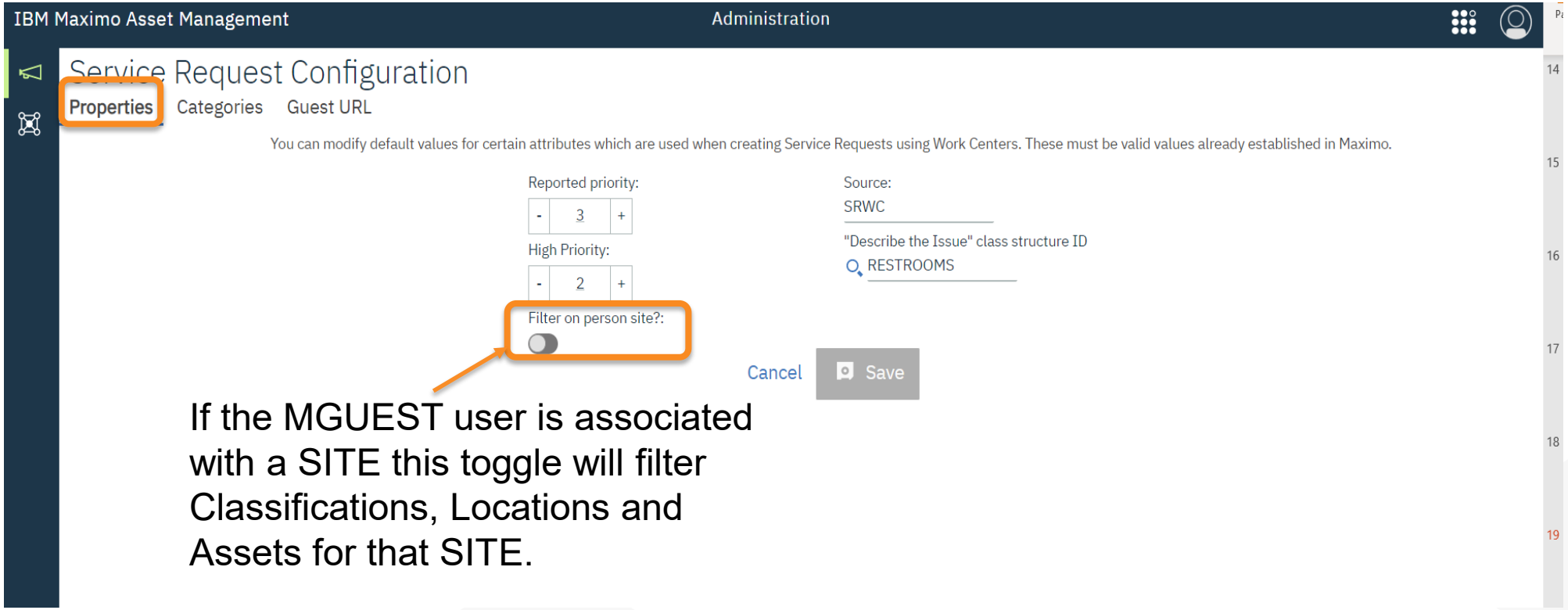

If the MGUEST user is associated with a SITE this toggle will filter Classifications, Locations and Assets for that SITE.

- Strongly recommend Google Chrome when working with Work Centers

Confidential & Proprietary – Copyright 2020

Work Center Enhancements - Service Request Configuration

Guest URL Set Up

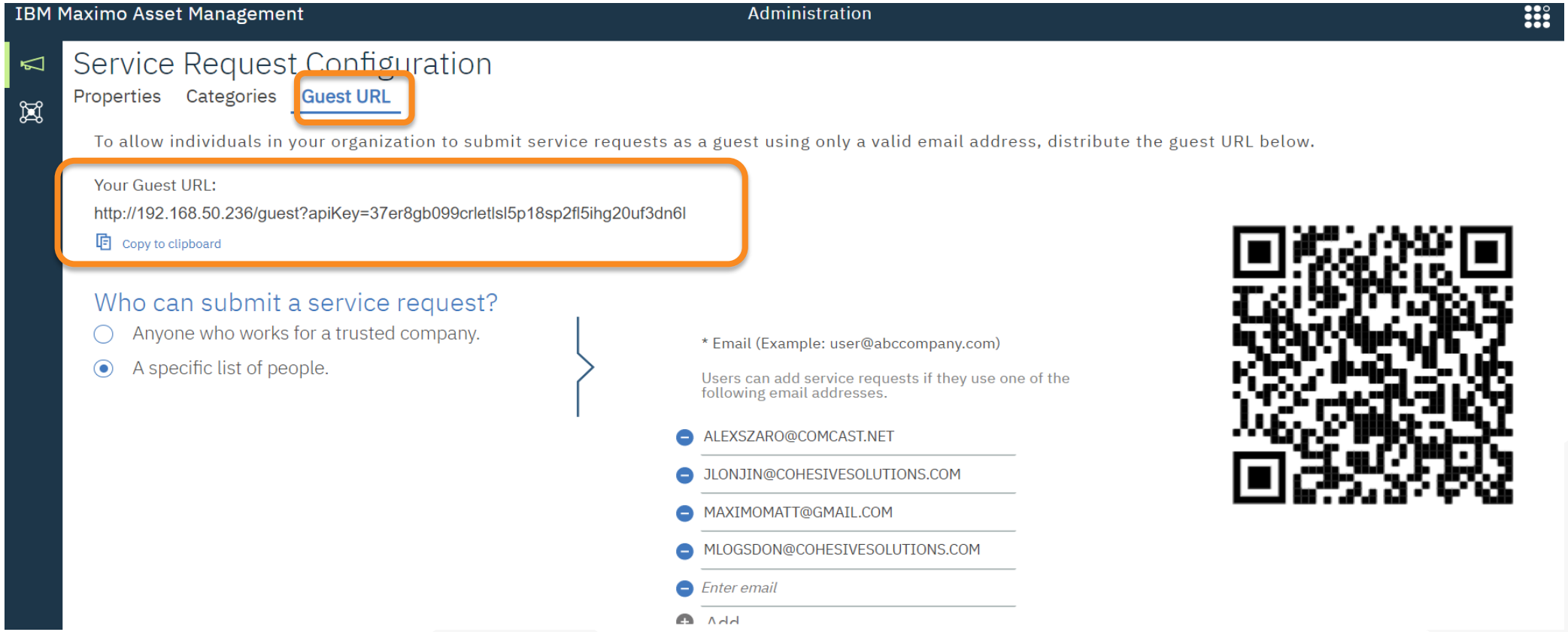

- The Guest URL is automatically generated the 1st time the Administrator opens the Guest URL page.
- SR's submitted with this guest URL will have MGUEST as the REPORTEDIN and AFFECTEDPERSONID
- Be sure "maximo-x" is added to the URL string after the domain name.

Confidential & Proprietary – Copyright 2020

Work Center Enhancements - Service Request Configuration

Guest User Login



Guest User Login Screen

Confidential & Proprietary – Copyright 2020

Work Center Enhancements - Service Request Configuration

Categories Tab Remains Unchanged

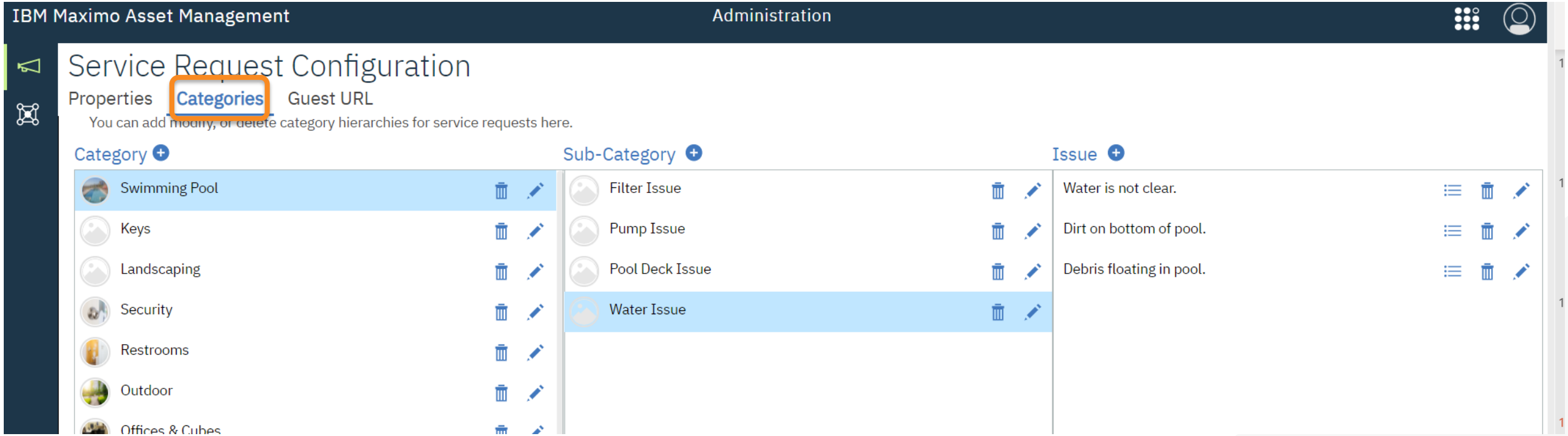

- Classifications and Ticket Templates are created behind the scene.
- Optional Image can be added within Classifications.

Confidential & Proprietary – Copyright 2020

Cohesive Solutions
A BENTLEY COMPANY

IoT Connector Capability

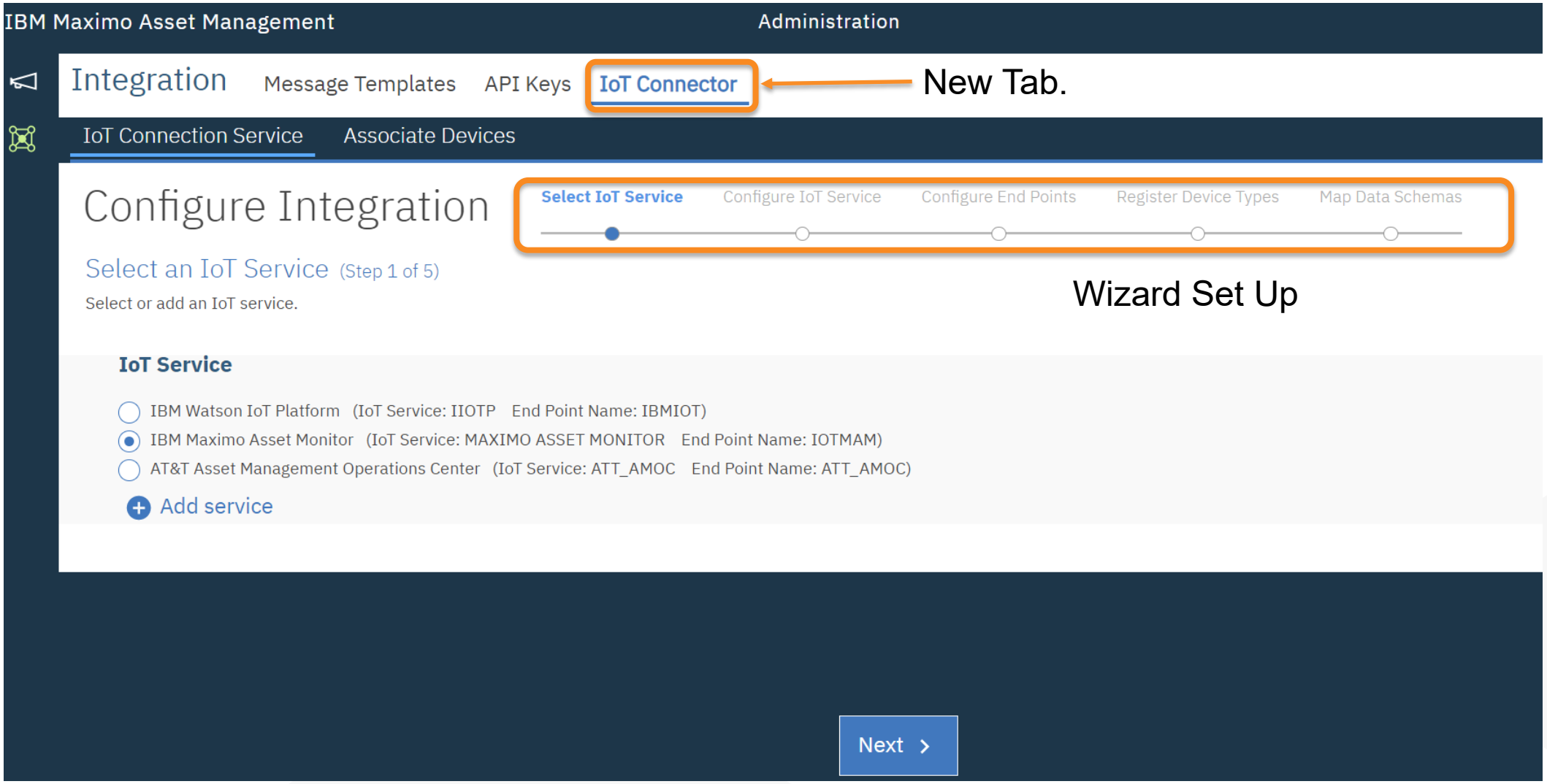

Confidential & Proprietary – Copyright 2020

Work Center Enhancements – Work Execution (Technician)

Supports Multiple Assets/Locations

You can open the Asset and Location from here

Now supports Multiple Assets/Locations

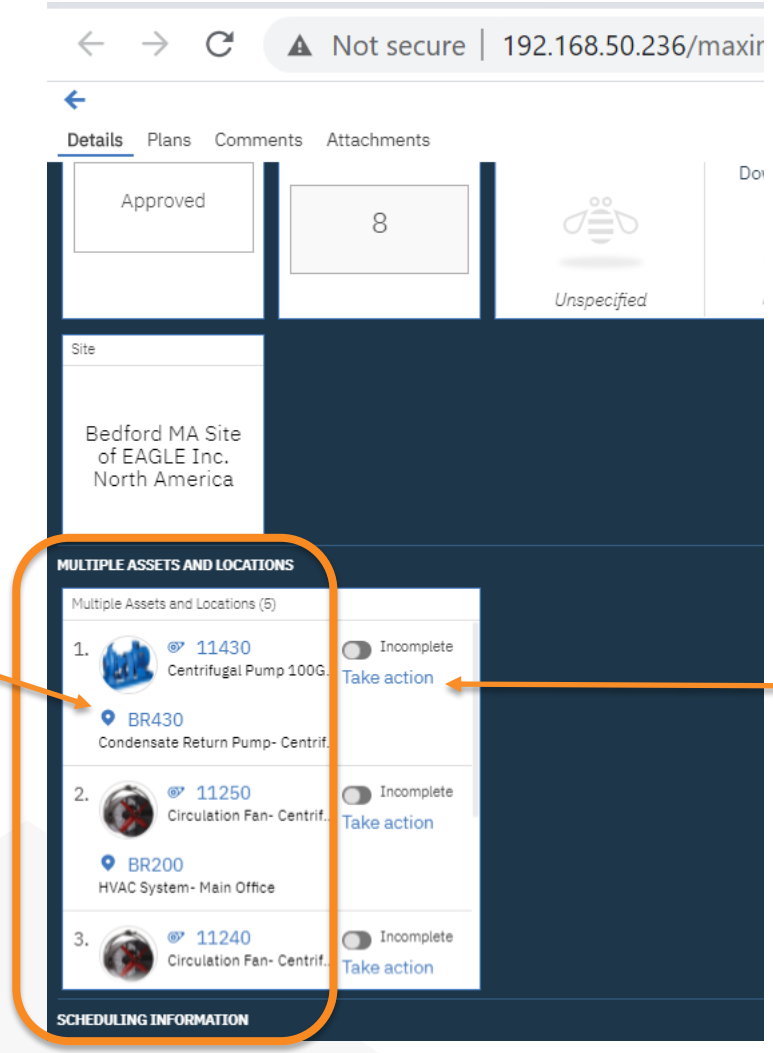

Take Actions Here

Confidential & Proprietary – Copyright 2020

Cohesive Solutions
A BENTLEY COMPANY

Work Center Enhancements – Work Execution (Technician)

Supports Task Sequencing

IBM Maximo Asset Management | Work Execution

CM ML-MULTIWO

Details | Plans | Comments | Attachments

Tasks (8) | **Items and Materials (3)** | **Tools (0)**

1 Check pump operation.
Task: 10 | longDescription
Owner: *Unspecified*
Estimated duration: 0:20
ownerGroup: *Unspecified*
Completetask

2 Check pump float switch.
Task: 20 | longDescription
Owner: *Unspecified*
Estimated duration: 0:30
ownerGroup: *Unspecified*
Completetask

3 Check housing for leaks.
Task: 30 | longDescription
Owner: *Unspecified*
Estimated duration: 0:10
ownerGroup: *Unspecified*
Completetask

4 Replace mechanical seal.
Task: 40 | longDescription
Owner: *Unspecified*
Estimated duration: 1:00
ownerGroup: *Unspecified*
Completetask

5 Replace contactor & clean contactor c...
Task: 50 | longDescription
Owner: *Unspecified*
Estimated duration: 1:00
ownerGroup: *Unspecified*
Completetask

6 Inspect inpeller for wear
Task: 60 | longDescription
Owner: *Unspecified*
Estimated duration: 0:10
ownerGroup: *Unspecified*
Completetask

7 Record amperage and voltage with mo...
Task: 70

8 Inspect main disconnect and all electri...
Task: 90

Tasks Sequence #s are now displayed

Confidential & Proprietary – Copyright 2020

Cohesive Solutions
A BENTLEY COMPANY

Work Center Enhancements – Work Execution (Technician)

Ability to Add Classification

IBM Maximo Asset Management | Work Execution

CM A10025

Details | Plans | Comments | Attachments

New WO from Work Center

longDescription

* Status	Priority	Asset	Location
Approved	Unspecified	11430 Centrifugal Pump 100GP... / Up / Last update: Unspecified	BR4 Condensate R

Work Type	Service Address	Classification	Site
CM Corrective Maintenance	Unspecified	BEARING \ ... Roller Bearing (Edit)	Bedford MA Site of EAGLE Inc. North America

Add Classifications

Classification | Close

Search | 24 Results

All

BEARING	Select
CUSTODIAL	Select
ELECTRICAL	Select
ELEVATOR	Select
ENGINEERING	Select
FLOWVAL	Select
GROUNDS	Select
HVAC	Select
MECHANICAL	Select
MOTORS	Select
PHYSICAL ENVIRONMENT	Select
PIPE_LEAK	Select
PLUMBING	Select
PUMP	Select
ROAD WORK	Select
SAFETY	Select
SEAL	Select
TANDEM	Select
TRACK INSPECTION DEFECT REPORT	Select
TRACTOR	Select

Select them here

Confidential & Proprietary – Copyright 2020

Cohesive Solutions A BENTLEY COMPANY

Work Center Enhancements – Work Execution (Technician)

APPR WO Cards Now Have Report Work Button

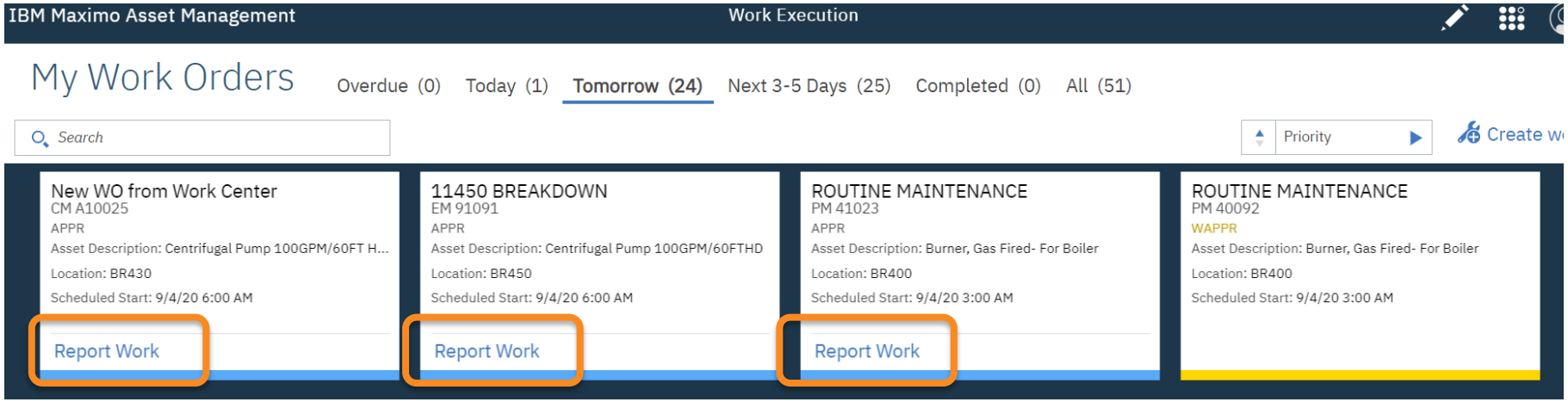

Confidential & Proprietary – Copyright 2020

Cohesive Solutions
A BENTLEY COMPANY

Work Center Enhancements – Work Execution (Technician)

Report Labor for Others

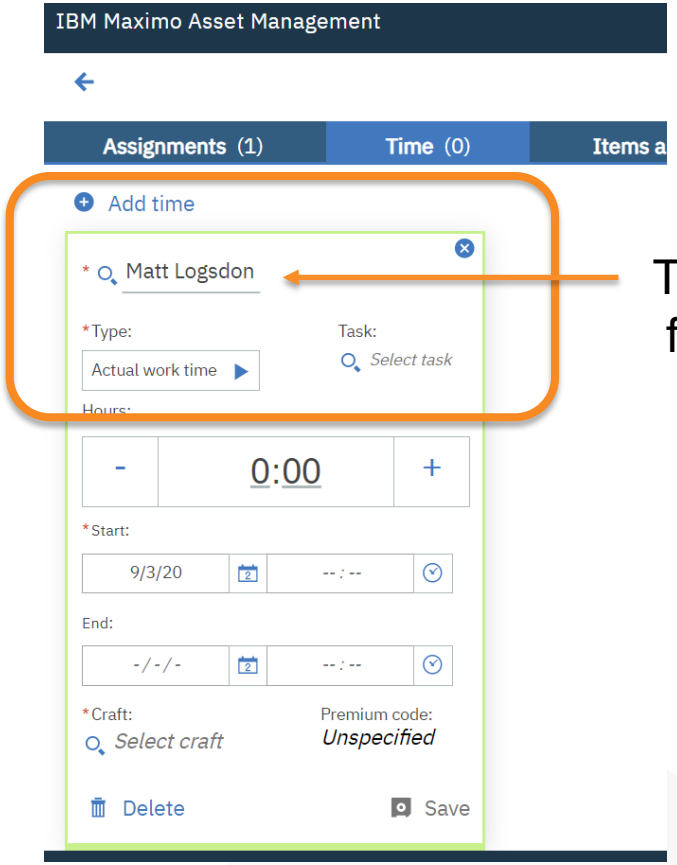

Report Time/Labor for Others

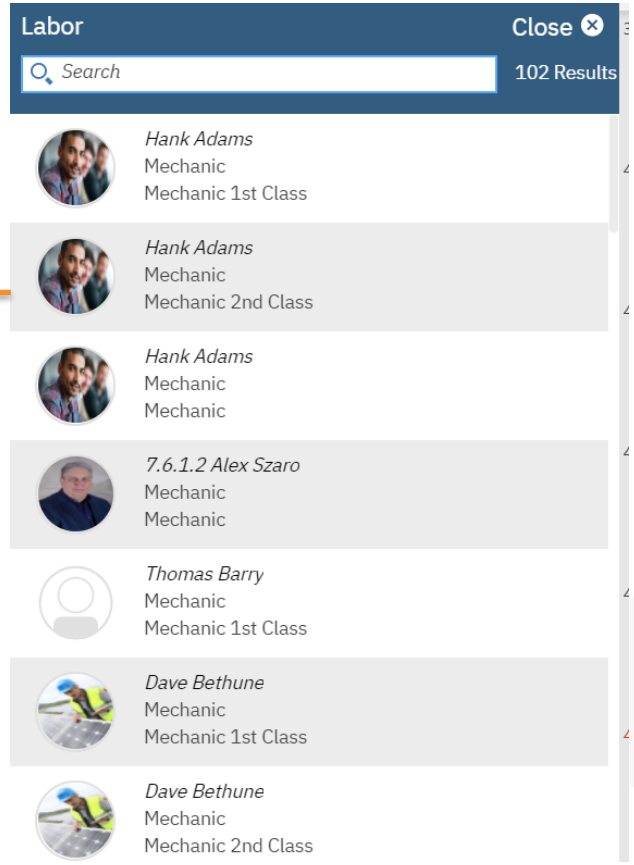

Confidential & Proprietary – Copyright 2020

Work Center Enhancements – Work Execution (Technician)
Completing Work Order for Crews

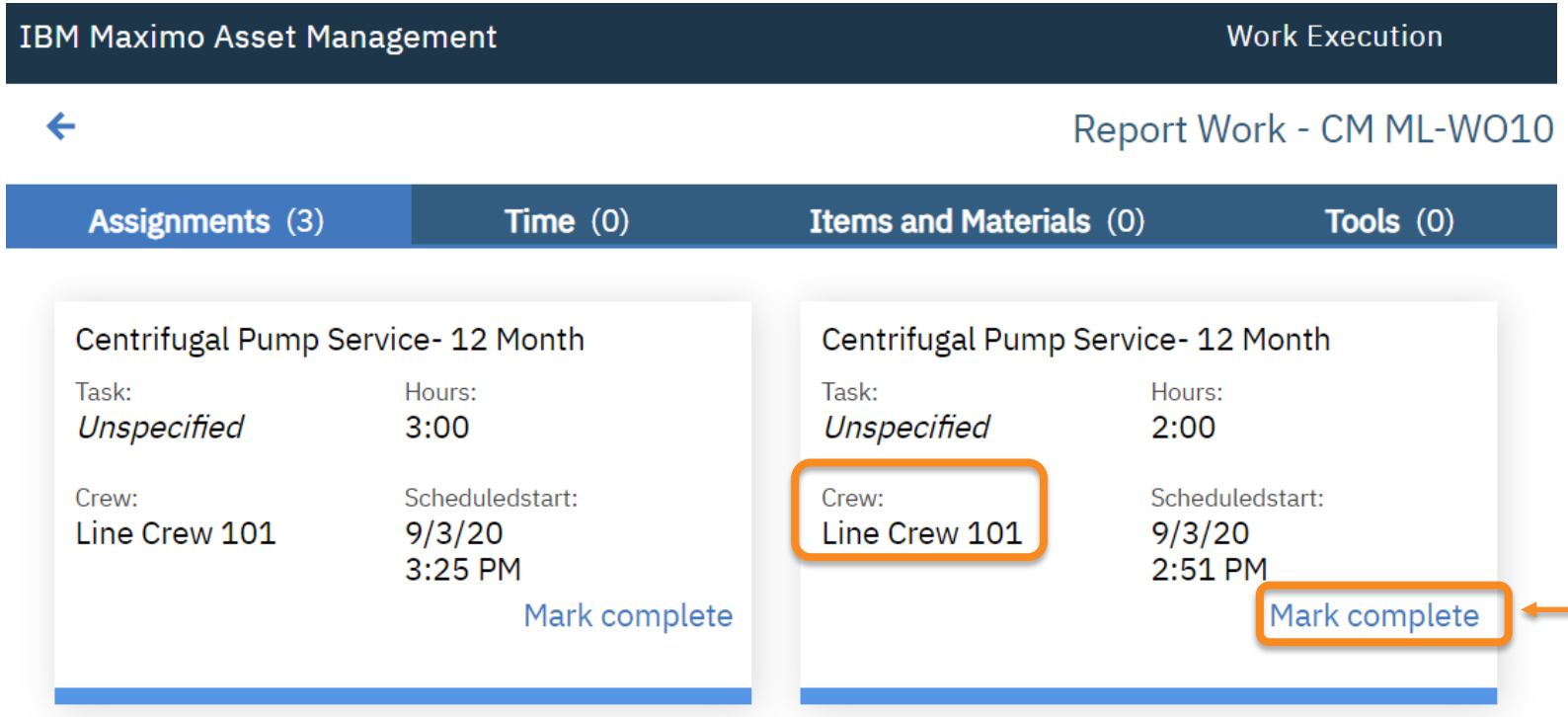

If the User is a member of a Crew they can now Complete the Work Order on Behalf of the Crew.

Confidential & Proprietary – Copyright 2020

Work Center Enhancements – Work Execution (Technician)

New eSig Options

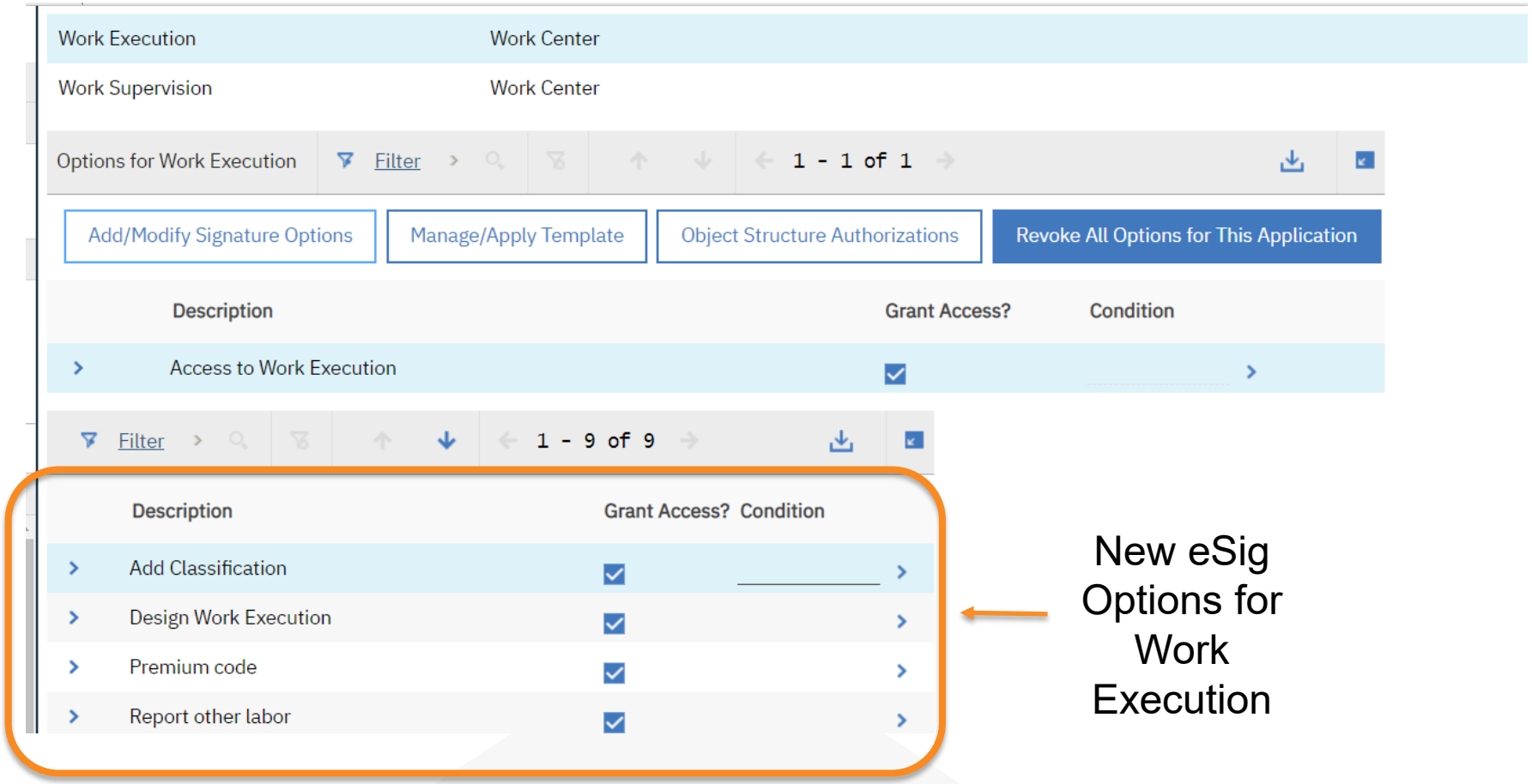

New eSig Options for Work Execution

Confidential & Proprietary – Copyright 2020

Work Center Enhancements – Work Execution & Supervision

Set Default WO Status for WO created from Work Centers

Administration > Work Order Options > Site Options

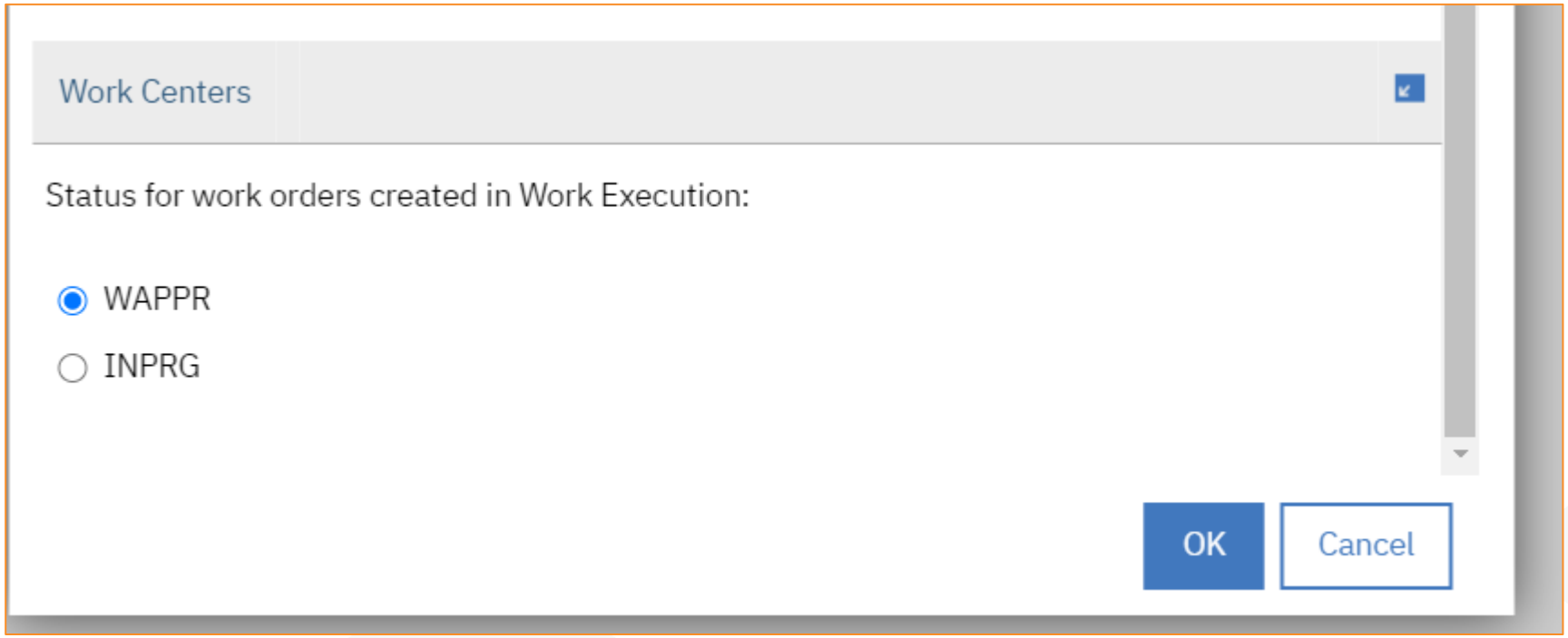

Confidential & Proprietary – Copyright 2020

Work Center Enhancements – Work Execution & Supervision

Attachments now support URL links.

Confidential & Proprietary – Copyright 2020

Cohesive Solutions
A BENTLEY COMPANY

Work Center Enhancements – Work Supervision

In addition to assigning Labor you can now assign Crews (eSig Option enabled OOTB)

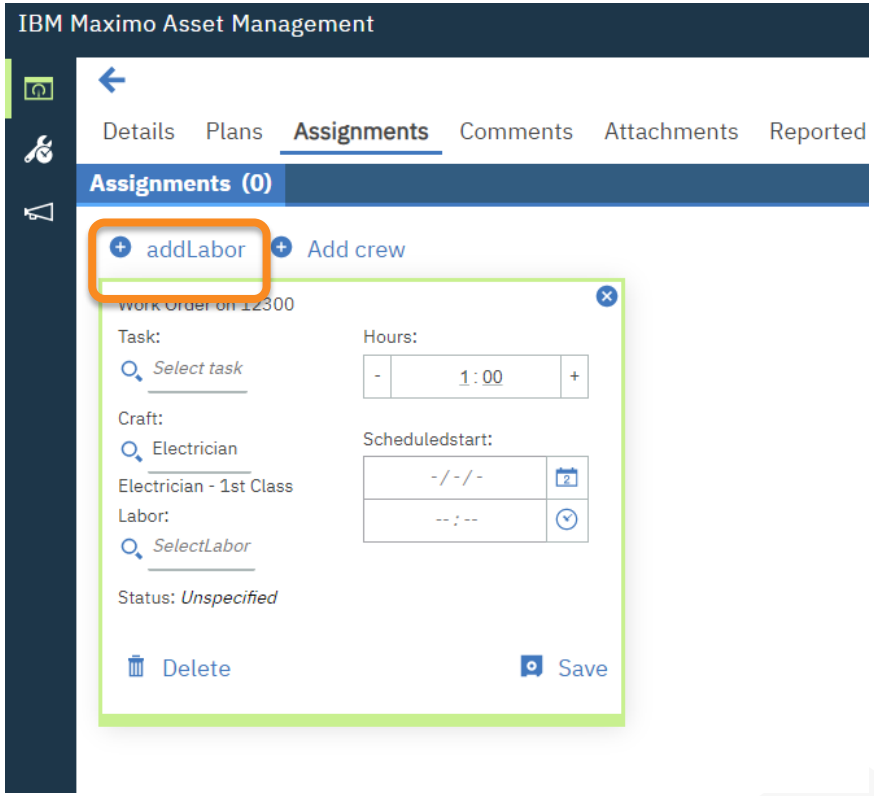

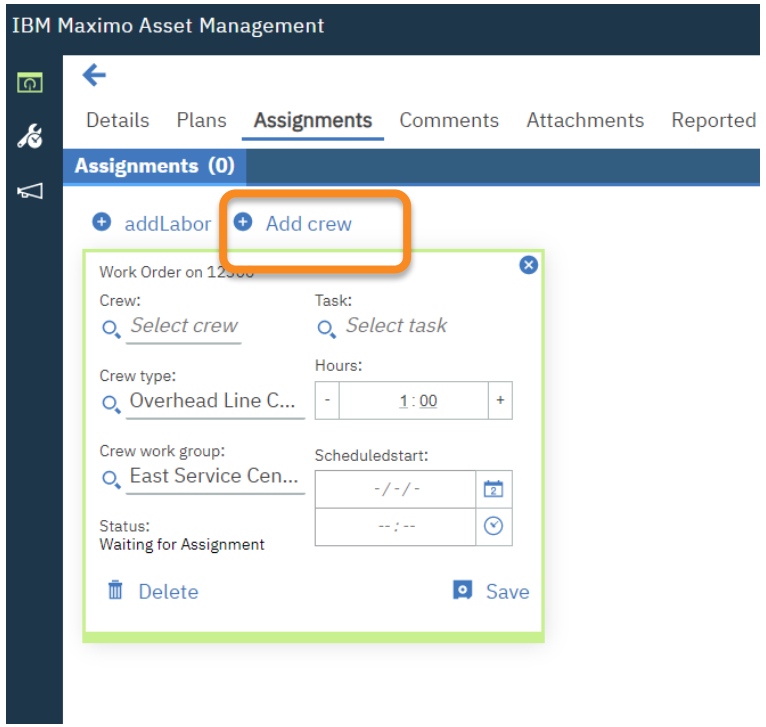

Ability to Filter Crews

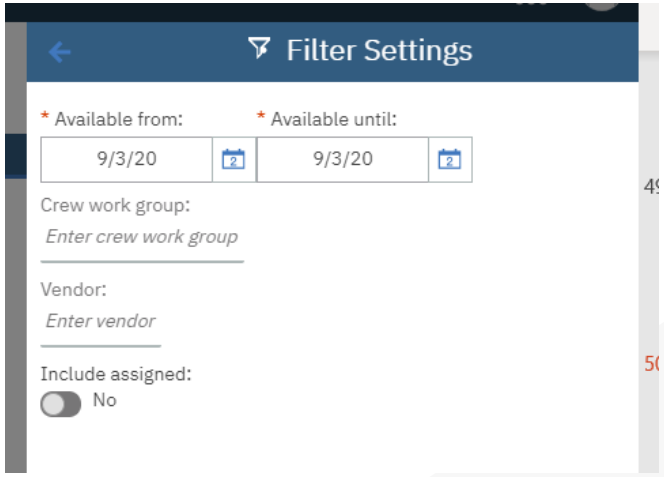

Confidential & Proprietary – Copyright 2020

Cohesive Solutions
A BENTLEY COMPANY

Inventory Work Center Enhancements – Pick & Stage

- Open – Reservations waiting to be processed
- Picked – Removed from the shelf but not yet staged or issued
- Staged – physically moved to staging area in anticipation of issue
- Issued – removed from inventory, financial transaction written
- Review – History of what happened

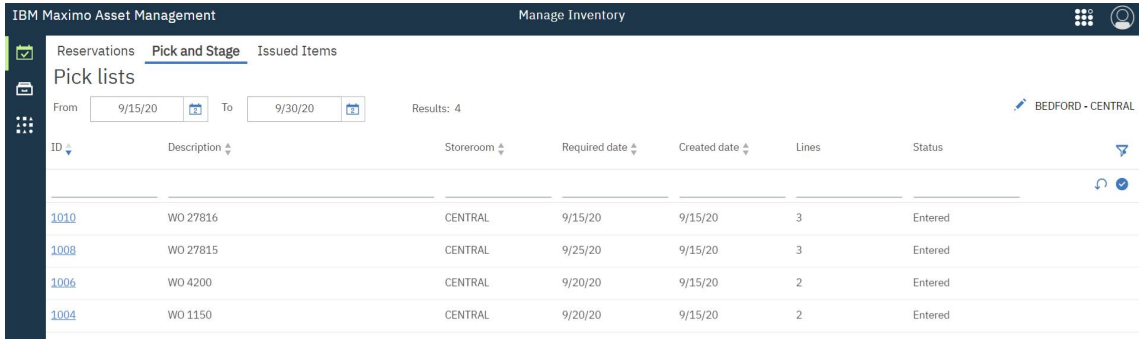

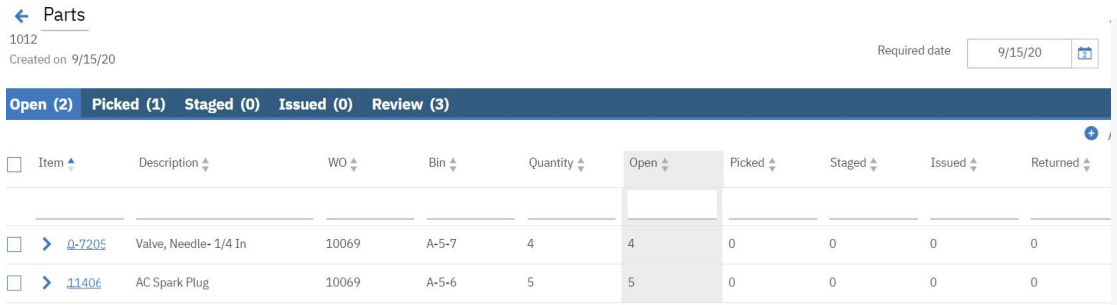

Confidential & Proprietary – Copyright 2020

Cohesive Solutions
A BENTLEY COMPANY

Inventory Work Center Enhancements – Barcode Icon (Tori)

- Code scanning is available whereever user is selecting bin or item
- Camera opens in video mode
- Red view finder frame is overlaid to help the user focus
- When the code is in focus it snaps to the picture and renders the ID
- An audible beep will sound to indicate success

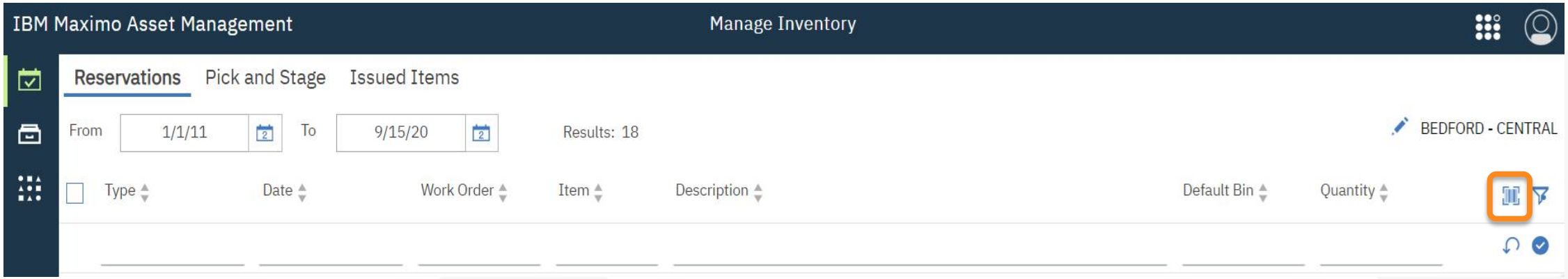

Confidential & Proprietary – Copyright 2020

Design Mode for Work Centers

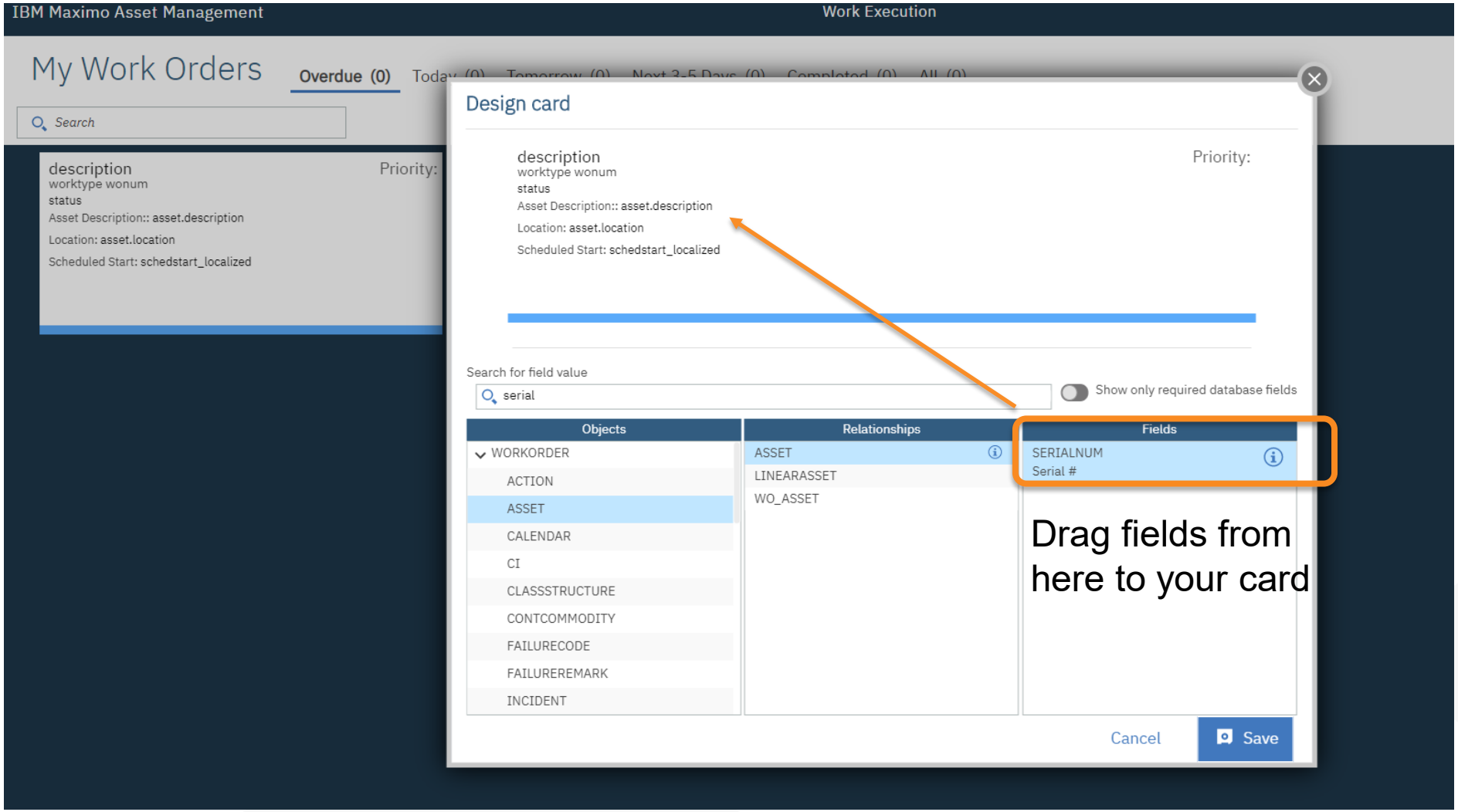

Confidential & Proprietary – Copyright 2020

Design Mode for Work Centers

When you're finished hit this icon

Not secure | 192.168.50.236/maximo-x/#/technician/1

BM Maximo Asset Management | Work Execution | Design mode is on

My Work Orders | Overdue (0) | Today (0) | Tomorrow (0) | Next 3-5 Days (0) | Completed (0) | All (0)

Search | Priority

description
worktype wonum
status
Asset Description:: asset.description
Location: asset.location
Scheduled Start: schedstart_localized
Priority:

Manage Work Center configuration

Current version

Status	Draft
Version Date	9/2/20 1:52 PM
Modified By	MAXIMOMATT
Comments	

More actions

- View revision history
- Save as draft
- Publish as active workcenter

Save Options

Close | Exit design

Confidential & Proprietary – Copyright 2020

Cohesive Solutions
A BENTLEY COMPANY

Work Center Enhancements – Maximo Management Interface

IBM Maximo Asset Management

Gather Data ☑ Compare

Server Name: MAXIMO
Server Host: 192.168.50.236:13400
Logged In Users: 1
Admin Mode: Off
Application Security: false
Perfmon Running: false

IBM Maximo Asset Management — Maximo Management Interface

Database Information | Mbo Count | Memory | Jvm | Threads | Operating System

Database Information

Product Name: Microsoft SQL Server
Version: 13.00.1742
Release Major Version: 13
Release Minor Version: 0

Maximum Open Statements: 0
Maximum Concurrent Connections: 32767

Driver Name: Microsoft JDBC Driver 7.4 for SQL Server
Driver Version: 7.4.1.0
Release Major Version: 7
Release Minor Version: 4
JDBC Major Version: 4
JDBC Minor Version: 2

Class

Database Management Information

Free Connections: 6
Total Connections: 11
Connections Used: 5
Long Running Connections: 1

Confidential & Proprietary – Copyright 2020

Cohesive Solutions
A BENTLEY COMPANY

Safe Harbor

General Use

The information contained herein is of a general nature and is not intended to address the circumstances of any particular individual or entity. Although we endeavor to provide accurate and timely information, there can be no guarantee that such information is accurate as of the date it is received or that it will continue to be accurate in the future. No one should act on such information without appropriate professional advice after a thorough examination of the particular situation.

Cohesive Solutions
A BENTLEY COMPANY