



End of Support for Maximo 7.6.0.x – Upgrade to 7.6.1.2

Speaker Intro



Matt Logsdon
Executive Vice President



Greg Hoile
Director of Program
Management



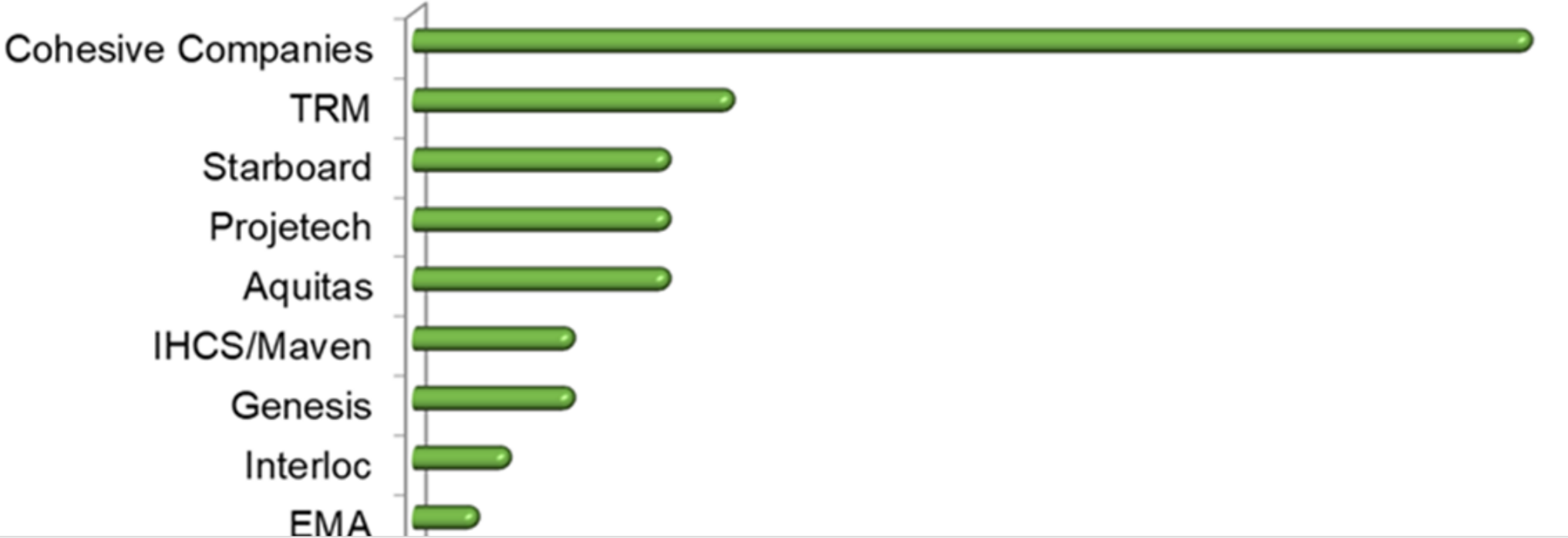
Sean Clark-McCarthy
Principal Solution Architect

The Cohesive Companies



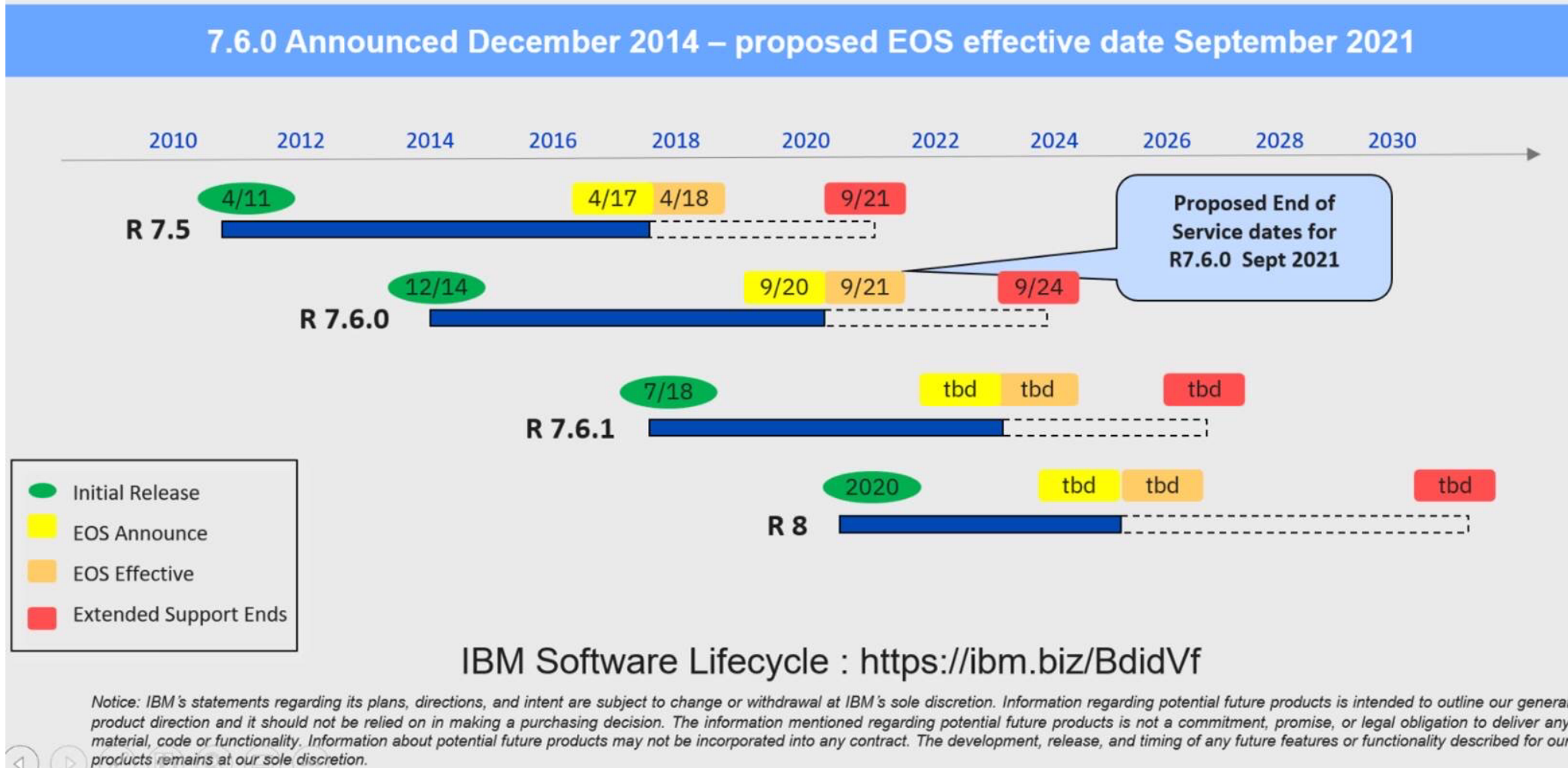
Certified Maximo Experts

Maximo V7.6 Certified Deployment Professionals



IBM's Maximo Roadmap

Maximo EAM Release Lifecycle Timeline



Current State

- IBM Announced End of Support for Maximo 7.6.0.x coming in September 2021
- IBM launches Maximo Application Suite – integrated platform
- The latest version (7.6.1.2) of Maximo will be supported until 2025
- To see the new features in Maximo 7.6.1.2, visit our website or YouTube channel

Poll #1

What version of Maximo are you currently on?

- 6 or older
- 7.1.x
- 7.5.x
- 7.6.0.x
- 7.6.1.1

Support Options Moving Forward

Continue

Continue using your Maximo 7.6.0.x licenses without a Subscription & Support (S&S) agreement

- No access to the latest release(s)
- Access to the IBM Knowledge Center

Renew

Renew your annual S&S with IBM or Cohesive (authorized IBM Business Partner)

- Access to the latest release(s)
- Access to the IBM Knowledge Center
- No IBM Phone Support

Sign up

Sign up for IBM Extended Support for Maximo 7.6.0.x

- Access to the latest release
- Access to the IBM Knowledge Center
- IBM Phone Support

In Summary, Why Upgrade?

- End of Support
 - How much longer will you be supported?
- New Functionality
 - New functionality in Maximo 7.6.1.2
 - Enhanced Work Centers
- Customizations
 - Upgrading provides the ability to eliminate unnecessary customizations
- Technology
 - Aging technology lacks competitive edge, and is typically associated with antiquated processes
- New IBM Licensing Model (App Points)

What is Upgraded?

Applications

Changes made to applications through Maximo configuration tools such as application designer and Database configuration.

Reports

Updated OOB BIRT Reports and new libraries are delivered. In addition, if you choose to do so Cognos is available with 7.6. Reporting

Configurations

Configuration Changes such as system properties, escalations, cron tasks, domains, are all upgraded.

Integrations

Integrations done through Maximo Integration Framework are upgraded.

Upgrade Options

Like for Like

- Preserves existing functionality, configurations, and customizations
- Minimal re-training / business impact
- Does not leverage new capabilities in the latest release
- Low investment
- Addresses technology obsolescence

Functional

- Leverages many new capabilities in the latest release
- Return to a more 'out of the box' functionality
- Enhances user experience
- Increases reporting capabilities
- Moderate re-training needed
- Higher investment/ Higher return on investment
- Addresses technology obsolescence

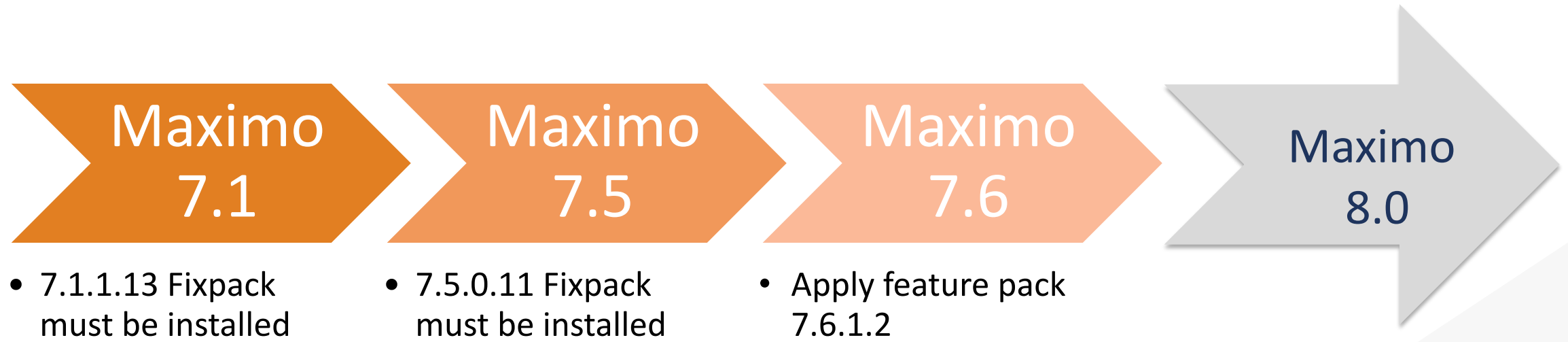
Expanded Functional

- Business process optimization
- Leverages new capabilities in the latest release
- Enhances user experience
- Increased reporting and analytics capabilities
- Opportunity to reimplement foundational data elements
- Higher investment/ Significant increase in business value

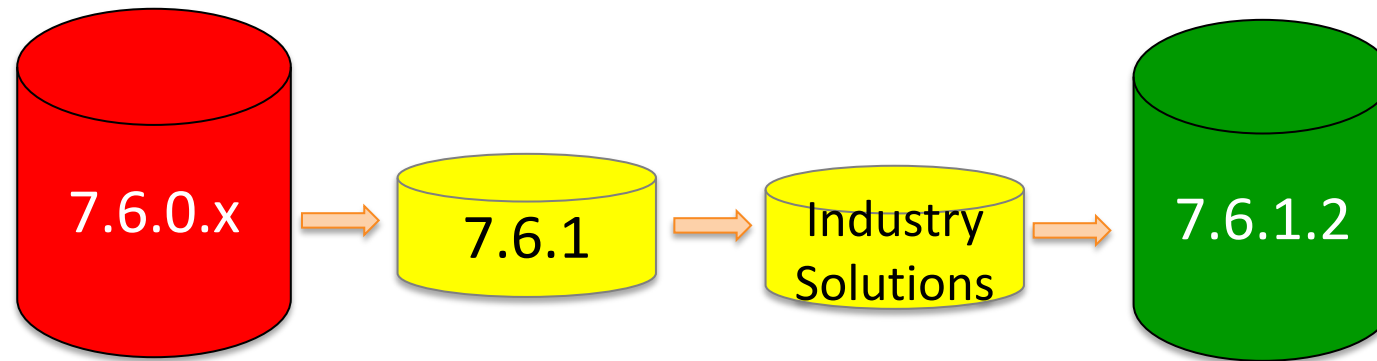
The Cohesive Solutions Momentum Methodology



Upgrade Path

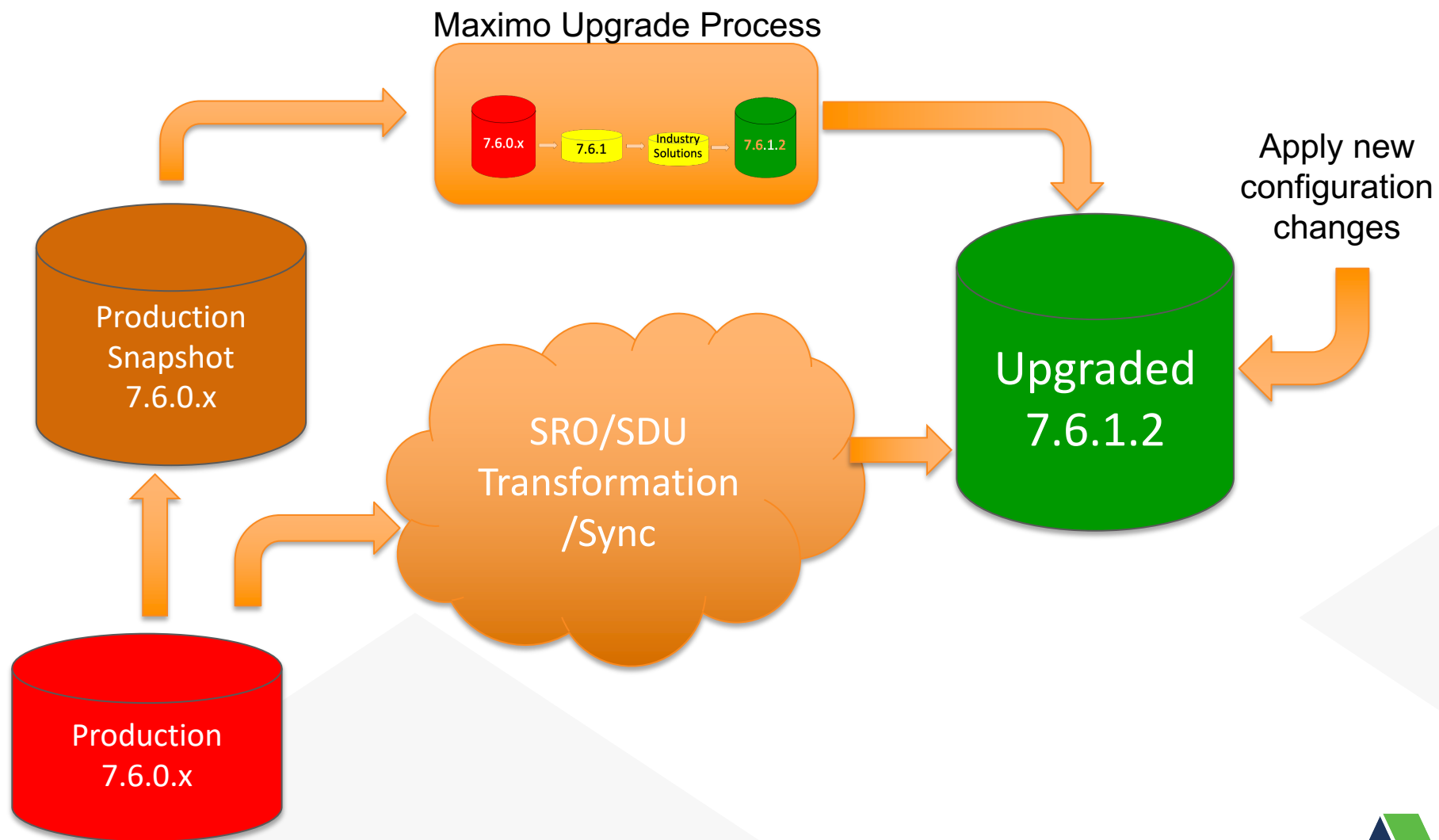


Upgrade Example



- Integrity checker
- Data repair (SQL)
- Upgrade DB scripts
- Validation

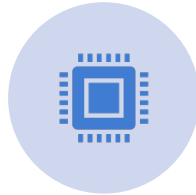
Zero Downtime Upgrade Option



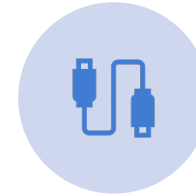
Upgrade Considerations



Overall Maintenance Strategy - Consider your strategic goals and objectives and how a Maximo upgrade will fit into your overall EAM strategy



Work Centers - IBM are changing the architecture in v8 from Google Polymer to 'Graphite'. This affects Work Centers and Inspection Forms. There is no direct upgrade between these versions



Maximo Mobile - The new IBM mobile offering, Maximo Mobile which replaces Mobile First, is only compatible with v7.6.1.2 or higher



Data Cleanup – A data cleanup within your Maximo system before an upgrade will help with performance optimization



IT Strategy - Consider moving to a secure data center



Compatibility Changes - Verify compatibility matrix



Change Impacts – Assessing the level of change within your organization

Poll #2

Based on the upgrade options presented today, which upgrade path best suits your organizational objectives?

Poll #3

When do you plan to upgrade?

- In the next 12 months
- In the next 24 months
- In the next 24+ months

Closing / Contact / Resources



sean.clark-mccarthy@bentley.com



greg.hoile@bentley.com



matt.logsdon@bentley.com



New functionalities in Maximo 7.6.1.2 YouTube video

A screenshot of a webinar registration form. The form has a dark blue header with the text "Webinar Registration: Maximo Application Suite 101 Series: Introduction, Architecture, Terminology". Below the header, there is a paragraph of text: "Join us as we partner with IBM for an educational series on Maximo Application Suite". The main body of the form is white and contains the following text: "Webinar: Maximo Application Suite 101 Series: Introduction, Architecture, Terminology". Below this, there is a paragraph of text: "IBM's Maximo Application Suite is intelligent asset management, monitoring, predictive maintenance, computer vision, safety and reliability in a single platform." At the bottom left, there is a section titled "Key capabilities of Maximo Application Suite:". On the right side, there is a section titled "Save your Seat for the Webinar on April 27" which contains four input fields: "First Name *", "Last Name *", "Email *", and "Job Title".

April 27 Webinar: MAS 101: Introduction, Architecture, Technology

Safe Harbor

General Use

The information contained herein is of a general nature and is not intended to address the circumstances of any particular individual or entity. Although we endeavor to provide accurate and timely information, there can be no guarantee that such information is accurate as of the date it is received or that it will continue to be accurate in the future. No one should act on such information without appropriate professional advice after a thorough examination of the particular situation.