





## A COMPREHENSIVE SOLUTION

FLEX Curriculum and PRO Learning are interactive platforms designed to help teachers be the best they can be. PRO Packs dive deep into rich video tutorials, giving art teachers the essential skills they need to be successful with the lessons and resources inside FLEX Curriculum.

## EXPLORE HOW THEY WORK TOGETHER

This download gives you access to a sampling of the *Stories From Black Artists*, which is aligned to a *Mixed-Media Basics* PRO Pack. Use the links to explore how FLEX and PRO elevate every aspect of what you do in the art room.



FLEX Curriculum

FLEX makes it easy to design a visual arts curriculum that's tailored to the specific needs of you and your students. FLEX is a curriculum solution that gives you back your time so you can focus on what's most important: teaching your students.



PRO Learning

PRO is the only on-demand professional development platform, designed specifically for K-12 art teachers, that dives into everything from art mediums to classroom management. PRO provides strategies to progress your career and teaching practice to the next level.

GET FLEX + PRO



# SAMPLE COLLECTION

## STORIES FROM BLACK ARTISTS

FIND THE FULL COLLECTION [HERE](#).

### DESCRIPTION

In this Collection, students will explore how eight Black artists tell stories through their artwork. Students will analyze how these artists create meaning through different visual narrative techniques. Students will create their own stories using a variety of materials and narrative strategies.

### AREAS OF STUDY

Community Identity  
Printmaking  
Collage  
Mixed Media  
Contemporary Art  
Social Studies  
Literacy  
Social and Emotional



**IN PROGRESS PEER REVIEW WORKSHEET**


Name: \_\_\_\_\_ Class: \_\_\_\_\_

- 1 What is your goal for this piece of art?
- 2 What parts of the art are successful so far?  
*For example: how you successfully drew the subject or the bright colors.*
- 3 What parts would you like to change or improve?

Cut out along the dotted line and write a 'glow' and 'grow' for two other peer artworks.

From	To
<b>GLOW</b> What is one thing you think the artist did really well?	<b>GLOW</b> What is one thing you think the artist did really well?
<b>GROW</b> What is one thing you think the artist could improve on?	<b>GROW</b> What is one thing you think the artist could improve on?

theartofeducation UNIVERSITY Copyright © The Art of Education University, LLC theartofeducation.edu



**WORKSHEET**

**HOW I BELONG STUDENT WORKSHEET**

NAME: \_\_\_\_\_ CLASS: \_\_\_\_\_

INSTRUCTIONS: Write answers to the questions as best as you can to help you brainstorm ideas for your artwork.

- 1 What does it mean to belong?
- 2 How do you know when you belong?
- 3 What does it feel like to belong?
- 4 Is belonging something you can see?
- 5 Do you always need to be with other people to feel a sense of belonging?
- 6 Have you ever been alone but still felt a sense of belonging?  
*Describe it: When were you? What were you doing? How often does this situation happen? Is this something you can plan and do again?*
- 7 How can you create an atmosphere of belonging for others in your life?  
In your school: \_\_\_\_\_  
In your home: \_\_\_\_\_  
In your neighborhood: \_\_\_\_\_

theartofeducation UNIVERSITY Copyright © The Art of Education University, LLC theartofeducation.edu



**WORKSHEET**

**PROFOUND & MUNDANE PLANNING SHEET**

NAME: \_\_\_\_\_ CLASS: \_\_\_\_\_

INSTRUCTIONS: Use the following worksheet and diagram to plan and describe a moment that was both profound and mundane.

- 1 Make a list of moments in the diagram that have occurred in your life that are profound (deep meanings), mundane (common or ordinary), and then consider which life moments might fit into both categories. For example, an important milestone like a graduation or the death of a sibling might be profound. During your first wedding day might be mundane. Reading a story to a younger sibling might be both profound and mundane, something that could happen any time, but is an important or special moment.

**PROFOUND & MUNDANE**

PROFOUND MUNDANE

BEFORE DURING AFTER

theartofeducation UNIVERSITY Copyright © The Art of Education University, LLC theartofeducation.edu

## LESSONS



### HOW I BELONG • BEGINNER

Students will examine the art of Christian Robinson with a focus on belonging. Students will create an artwork about a place of personal significance where they feel they belong. Students will include contextual information and subject matter in their work of art.



### MY AMERICA • INTERMEDIATE


Students will examine the work of Gordon Parks and his use of symbolism of American society through the lens of multiple populations. Students will create a mixed-media artwork symbolizing personally relevant content and perception of America through their own lens.




### OUR TRUTH MAGAZINE • ADVANCED

Students will study Kadir Nelson's visual narratives that show the experiences of Black Americans. Students will create paintings of a magazine cover telling visual narratives of their life stories past and present, revealing their lives' truths.


## RESOURCES




How I Belong Student Worksheet




17 Books by Christian Robinson



My America Planning Sheet




Profound and Mundane Planning Sheet




Truth Uncovered Planning Sheet


## ASSESSMENTS



Describe Your Drawing




Give and Take Reflection



Sticky Note Critique



In Progress Peer Review




Reflective Artist Statement Guide

## ARTIST BIOS




Jacob Lawrence



Christian Robinson



Aminah Brenda Lynn Robinson



Kadir Nelson



Gordon Parks

# SAMPLE PACK

## MIXED MEDIA BASICS

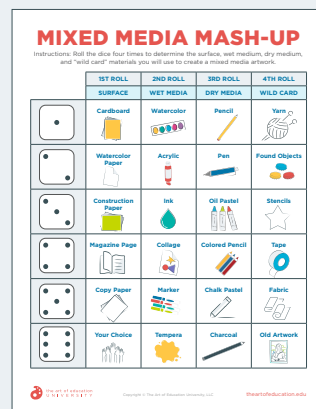
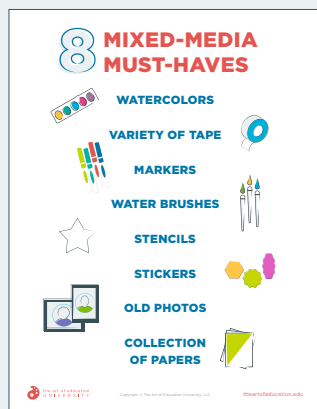
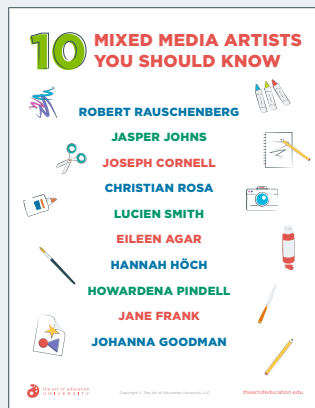
FIND THE FULL PACK [HERE](#).

### DESCRIPTION

One of the things art teachers do best is get creative with the materials that they use with their students—and mixed media is perfect for showing off that creativity! In this PRO Pack, you'll gain the confidence to introduce the basic techniques and beginning processes of working with mixed media. Discover specific tips for the materials and surfaces that work best, techniques that will engage your students, and how to keep a myriad of materials organized. You will finish the Pack with project ideas that you can immediately implement into your curriculum.

### 4 PD HOURS

1. Learn the basics of mixed media processes.
2. Explore how to incorporate mixed media lessons into your curriculum.
3. Discover proper mixed media storage, management, and organization.






## VIDEOS



1.1 Introduction




2.1 What is Mixed Media?




3.1 Drawing



3.2 Printmaking



3.3 Painting



5.1 Approaches to Composition



6.1 Skill Building Exercises



7.1 Supply Management

## RESOURCES



10 Mixed Media Artists You Should Know




8 Mixed Media Must-Haves




10 Reasons You Should Mix Mediums



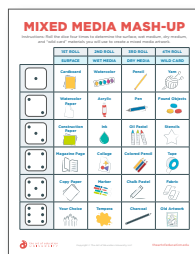
Best Mediums for Mixed Media Techniques



Characteristics Of Acrylic Gels And Mediums



Choosing The Right Drawing Media




Mixed Media Mash-Up



Mixed Media BINGO Challenge



Monoprint Examples



Painted Paper And Textured Paper Examples




The Best Surfaces For Mixed Media



The Five Cs Creating Innovative Student Artwork



TOP 10 Open Ended Lessons



Types Of Composition