

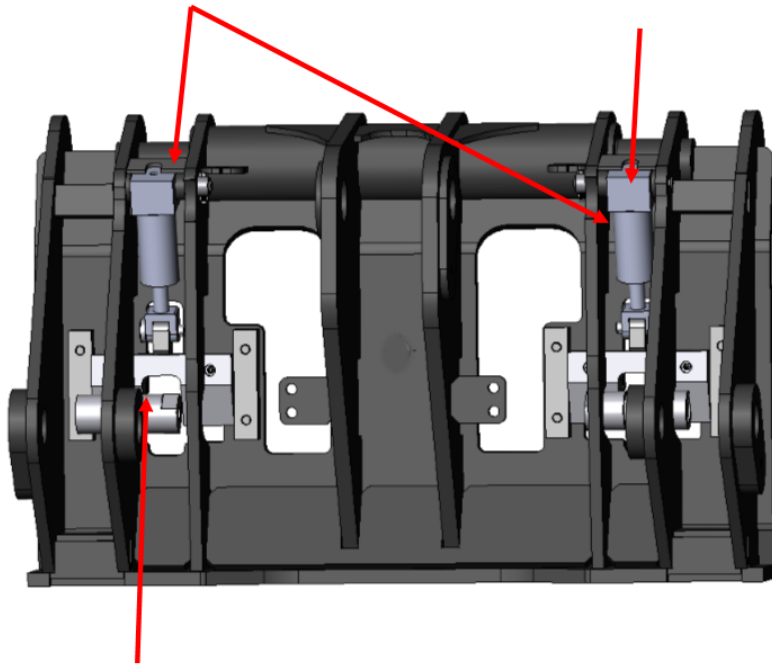


Heavy Construction **ATTACHMENTS**

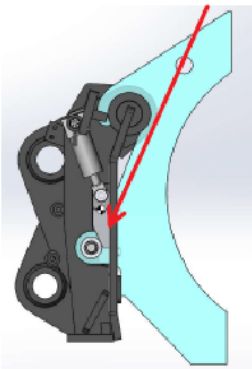
GEM

VC

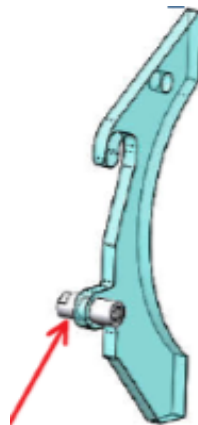
V-LOC HYDRAULIC COUPLER



Dual Cylinder Design with P.O. Check Valves ensure cylinders will not retract if hydraulic hoses are damaged



V-Loc Coupler wedge locks the attachment tight to the stop even when pins are worn



Pin Kit Adapts to existing 416, 418, 420 QC Ribs to convert the attachment to the V-Loc Tight Grip Design

*The V-Loc Design is a Vertical Dual Wedge Tight Grip Coupler Design.

*Maintains a tight Coupler to Adapter interface, eliminating the need for regular stop block building.

*Longer Coupler life with less Attachment clatter and vibration shock.

*Couplers designed for Heavy Duty production applications with machines being run 2 to 3 shifts per day, requiring minimum down time.