



PRODUCT CATALOGUE

PARTS WASHING

PK ECO, TopLoad & TrolleyLoad-series



FLEXO WASH
Leading Cleaning Solutions

EFFECTIVE CLEANING OF PRESS PARTS

The fully automatic washing units are designed to wash ink trays, doctor blades, aniloxes and other removable press parts used with water-based ink, solvent-based ink or UV ink.

QUICK & EASY OPERATION

The quick and easy wash operation allows press operators to focus on press make-ready functions, thus reducing the changeover time and the labor involved with manual washing.

This results in reduced downtime, consistent print quality and a safe and healthy cleaning and working environment.

CUSTOM-BUILD TO FIT YOUR NEEDS

The Parts Washers can all be customized according to your specific needs. In the standard machines the various press parts are placed on a grid and cleaned by means of nozzles spraying from underneath and above.

To improve operation, the washing machine can be made with customized racks for rolls, ink trays etc. along with various high-performance nozzles.

BEFORE WASH



AFTER WASH



TAKE CARE OF YOUR PARTS

- Fully automatic and extremely gentle cleaning process for all types of ink
- Time saving and user friendly plug'n'play technology
- Minimal maintenance is required
- Environmentally friendly cleaning

HOW DOES IT WORK?

TWO-STAGE CLEANING PROCESS

The Parts Washers from Flexo Wash have a Wash & Rinse system with two separate tanks which offers an automatic two-stage cleaning process, where the first stage is for cleaning and the second stage is for rinsing.


The parts are cleaned by a moving nozzle arm, spraying cleaning and rinse liquid from below and above.

OPTIONS AND ACCESSORIES

- Flexible jets to focus spray on difficult to clean items.
- Racks for ink trays, rolls and doctor blades.
- Automatic lid operation.
- Wastewater treatment unit.

WASHING

Liquid is sprayed onto the parts by nozzles placed below and above the grid/holders.



DRAINING

At the end of the wash cycle the cleaning liquid is drained back to the tank for re-use.

In WR-units the liquid is re-circulated through a filter.



RINSING

The parts are rinsed with water or the same liquid as for wash, leaving the parts ready for immediate use (WR).

In WRO-units the parts are rinsed with fresh water from local water supply.



DRYING

Upon completion of the washing cycle the machine automatically stops.

The lid is opened leaving the parts to dry.

In the PK ECO-units the lid should be opened manually.



PK ECO-SERIES

LOW COST & FULLY AUTOMATIC

The units in the PK ECO-series are fully automatic and cleans all kinds of parts.

The machines are controlled by a microprocessor, where it is easy to set the different programmes such as wash time.

WHICH ECO DO YOU PREFER?

Depending on your specific parts you will find a PK ECO Parts Washer that will fit your needs.

All models can be tailor-made with holders for chambers securing the best washing result for your specific chambers.

LAYOUT EXAMPLES



MARK ANDY SCOUT
6 ink trays



MPS 410 EF
4 doctor blade chambers




GALLUS EM 410
6 chambers



NILPETER FA 6
4 chambers

Use together with
Recirculation Unit


LAYOUT EXAMPLES



MARK ANDY SCOUT
9 ink trays &
9 blades



MPS 410 EF
3 ink trays &
4 doctor blade chambers



GALLUS EM 410
6 ink trays &
6 chambers



NILPETER FA 6
8 chambers



PK ECO MIDI

- Wash area (LxWxH):
1400 x 415 x 275 mm
(55.1" x 16.3" x 10.8")



PK ECO MAXI

- Wash area (LxWxH):
1400 x 765 x 275 mm
(55.1" x 30.1" x 10.8")

PK TOPLOAD & TROLLEYLOAD

STAINLESS-STEEL UNITS

If your needs require a larger wash area than the PK ECO-series can provide, a PK TopLoad or PK Trolleyload is your top choice. The stainless-steel units also comes with a custom built wash area solution.

LARGER WASH ROOM AREA

In the PK TopLoads the handling of the parts is made more accessible with slide-in grid, which means that the back grid can be slid to the front of the machine for easier mounting of parts.

EASIER HANDLING

The PK TrolleyLoad provides with its trolleys an even easier handling of your press parts. Simply place the press parts on the trolley at the press. Drive the trolley to the washing machine and push the grid into the machine. It is possible to wash doctor blade chambers, ink trays and other removable press parts.

PK 200 TROLLEYLOAD

1 LARGE TROLLEY

- Wash area (LxWxH):
1750 x 900 x 250 mm
69" x 35.4" x 9.8"

2 MEDIUM TROLLEYS

- Wash area (LxWxH) per trolley:
800 x 900 x 250 mm
31.5" x 35.4" x 9.8"

3 SMALL TROLLEYS

- Wash area (LxWxH) per trolley:
500 x 900 x 250 mm
19.7" x 35.4" x 9.8"

PK 160/200 TOPLOAD

PK 160 TOPLOAD:

- Wash area (LxWxH):
1450 x 900 x 250 mm
57" x 35.4" x 9.8"

PK 200 TOPLOAD:

- Wash area (LxWxH):
1850 x 900 x 250 mm
73" x 35.4" x 9.8"
- Both models come with either a slide-in grid for easier handling or one flat fixed grid for even more wash area space.



LOADING POSSIBILITIES

Below you will find different layouts of the many parts loading possibilities in our narrow web Parts Washers.

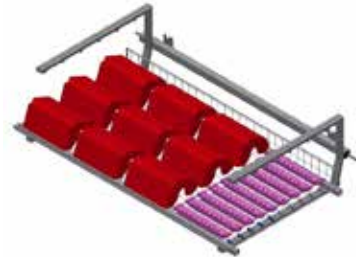
Some configurations may require additional options. For illustration purpose only.

MARK ANDY SCOUT

PK ECO Midi: 6 ink trays



PK ECO Maxi: 9 ink trays & 9 blades




PK 200 TopLoad: 12 ink trays, 12 blades & 12 rolls

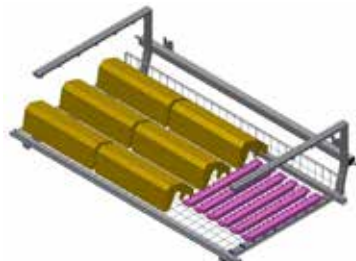


MARK ANDY 2200


PK ECO Midi: 6 ink trays



PK ECO Maxi: 6 ink trays & 6 blades



PK 200 TopLoad: 8 ink trays, 8 blades & 8 rolls



LOADING POSSIBILITIES

MARK ANDY P5

PK ECO Midi: 5 ink trays



PK ECO Maxi: 6 ink trays & 6 blades



PK 200 TopLoad: 8 ink trays, 8 blades & 8 rolls



MARK ANDY P7

PK ECO Midi: 3 ink trays



PK ECO Maxi: 6 ink trays & 6 blades




PK 200 TopLoad: 8 ink trays, 8 blades & 8 rolls



MPS 410 EF

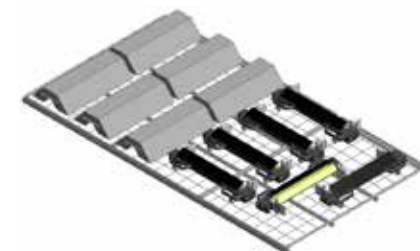
PK ECO Midi: 4 doctor blade chambers



PK ECO Maxi: 3 ink trays & 4 doctor blade chambers



PK 200 TopLoad: 6 ink trays & 6 doctor blade chambers



LOADING POSSIBILITIES

NILPETER FA 4

PK ECO Midi: 4 chambers



PK ECO Maxi: 8 chambers



PK 200 TopLoad: 15 chambers



NILPETER FA 6

PK ECO Midi: 4 chambers



PK ECO Maxi: 8 chambers



PK 200 TopLoad: 15 chambers



NILPETER FA 3300

PK ECO Midi: 12 rolls



PK ECO Maxi: 12 chambers



PK 200 TopLoad: 20 ink trays



LOADING POSSIBILITIES

NILPETER FB 3300S

PK ECO Midi: 3 ink trays & 3 chambers



PK ECO Maxi: 4 chambers, 4 ink trays & 8 rolls



PK 200 TopLoad: 6 chambers, 4 ink trays & 16 rolls



GALLUS EM 410


PK ECO Midi: 6 chambers



PK ECO Maxi: 6 chambers & 6 ink trays



PK 200 TopLoad: 4 chambers, 3 ink trays & 6 rolls



GALLUS EM 280


PK ECO Midi: 6 chambers



PK ECO Maxi: 6 chambers & 6 ink trays



PK 200 TopLoad: 6 chambers, 3 ink trays & 6 rolls



LOADING POSSIBILITIES

GALLUS ECS 340

PK ECO Midi: 6 chambers



PK ECO Maxi: 6 chambers & 6 ink trays




PK 200 TopLoad: 6 chambers, 8 ink trays & 3 rolls




GALLUS RCS 430


PK ECO Midi: 6 chambers



PK ECO Maxi: 6 chambers & 6 ink trays



PK 200 TopLoad: 4 chambers, 4 ink trays & 6 rolls



MACHINE DETAILS

MICROPROCESSOR CONTROL

Makes via a user friendly panel a large variety of washing programmes available.

Adjustment of:

- Wash time
- Drain time
- Rinse time
- Liquid temperature

Data available:

- Number of washes and working hours the unit has run
- Check all functions individually

Choice of programs and settings depend on applications and parts

PUMPS

PK ECO-units:

Diaphragm pumps, one for washing and one for rinsing.

PK Top & TrolleyLoad-units:

2 electrical pumps, placed next to the tanks under the washing chamber. These pumps ensure a constant pressure of 3,5-4 bar during washing, which gives at better spraying of the cleaning liquid. The machine has build-in pumps on each tank. The pumps can be used to fill, empty and flush the liquid tanks on the machine. This means easy handling of liquid.

FILTER

W-units:

One filter placed on the side of the machine, making the filter change smoother and more accessible.

WR-units:

Two filters, one placed on each side of the machine. It will collect the major ink particles, which gives the cleaning and rinse liquid a longer lifetime.

NOZZLES

All nozzles are made of PWDF/Brass and can easily be changed. Spraying from different angles ensuring a fast operation and efficient washing.

RINSE WATER

Disposal of liquid waste and rinse water must be in accordance with local rules and authorities. It is the customers responsibility to ensure that any disposals are approved by all the required local authorities.

MACHINE DETAILS

TANKS

The unit has two tanks made of plastic (PK ECO) / stainless steel (PK TopLoad/TrolleyLoad). One for cleaning liquid and one for rinse liquid (WR-units only). Both tanks are placed under the wash unit. Liquid can easily be filled into the tanks through the filling funnel. Both tanks have a valve in the bottom which makes it easier to empty the tanks.

ALARMS (only PK TopLoad & TrolleyLoad)

Liquid level alarm:

If the levels of liquid in the tank are not correct, it will be shown in the display and the machine will not be able to start. If the machine is equipped with centrifugal pumps the pump will stop if there is not enough liquid in the tank. This is to make sure that the pumps does not run without liquid and that there is not too much liquid in one tank. An alarm will be shown on the display.

SLIDING GRIDS (only PK TopLoad & TrolleyLoad)

Inside the machine the parts are places on an ergonomically friendly grid as the top of the grid can be sliding to the front of the machine. This causes no need for improper working positions. On the grid, it is possible to have mounted special holders adequate for washing difficult parts as the spaying is optimized by the custom build system (Option).

TROLLEYS (only PK TrolleyLoad)

The TrolleyLoad-unit comes in three different versions:

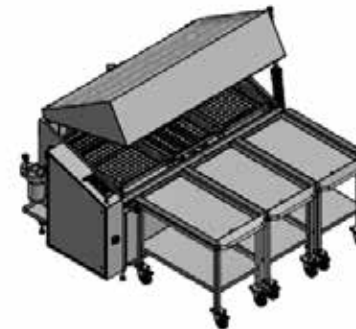
1. With one large trolley



2. With two medium trolleys



3. With three small trolleys



The trolleys is equipped with a dip tray to ensure ink residue is not spread around the print factory when transporting the parts from the printing press to the parts washer. The trolleys also ensure ergonomic and easy handling of the parts, because they only have to be moved once: from the printing press and on to the slide-in grid on the trolley.

EXHAUST (only PK ECO)

When the unit is connected to your ventilation system, the exhaust can be connected to the Micro Processor - thus opening and closing automatically.

MACHINE DETAILS

CLEANING LIQUID

Flexo Wash supplies all types of environmentally friendly cleaning liquids and the specific type depends on the type of ink.

Flexo Wash recommends the following cleaning liquids:

Water based inks:

- Wash tank: Water with 10-20% FW Aqua Cleaner
- Rinse tank: Water with 5% FW Aqua Cleaner

UV/Solvent Based inks:

- Wash tank: FW UV/Solvent cleaner
- Rinse tank: FW UV/Solvent cleaner

CUSTOMER FEEDBACK

Leading narrow web press manufacturer, Mark Andy, has installed a Flexo Wash PK Eco Maxi WR Parts Washer in its new high-tech showroom and demonstration facility in Warsaw.

ONLY THE VERY BEST TECHNOLOGY

Recently hosting a successful Open House that attracted more than 300 converters and secured seven press sales, the Warsaw centre is set up to demonstrate top quality printing on Mark Andy's extensive range of flexo and digital printing systems.

Speaking for Mark Andy, Tom Cavalco (Managing Director Europe) said:
"In today's highly competitive market nothing but top quality is accepted by the brand owners, so we have to supply the very best technology to allow our customers to meet those standards. We chose Flexo Wash because we believe its equipment matches the quality of our own in terms of consistent performance and reliability."



”

We chose Flexo Wash because we believe its equipment matches the quality of our own in terms of consistent performance and reliability.

”

We are confident that our machine will deliver on its promise.

PRIME POSITION FOR FLEXO WASH

Responding for Flexo Wash, International Sales Manager, Mette Laursen commented:
"We are delighted to have secured a prime position with the market leader in one of Europe's top demo showrooms, and are confident that our machine will deliver on its promise."